QUADRA

MADE IN ITALY

www.quadra-italy.com

Surface pumps and motors

General Catalog

60 Hz

Azienda specializzata nella produzione di elettropompe ad uso civile, agricolo ed industriale, Quadra ha da subito intrapreso un percorso ambizioso, puntando sullo sviluppo di soluzioni innovative nel campo delle pompe industriali ad alta efficienza energetica. Il posizionamento strategico dell'azienda si è basato sull'eccellenza nella qualità e nel servizio, consolidando una forte competitività nel settore.
Quadra è impegnata nella ricerca e sviluppo di tecnologie all'avanguardia per l'efficienza energetica delle pompe. Questo approccio trova applicazione in diversi settori, tra cui amministrazioni comunali, agricoltura, chimica, metallurgia, tessile e raffreddamento, con l'obiettivo di ridurre le emissioni e generare valore per un'ampia gamma di settori industriali.
L'azienda si distingue per l'impegno nel promuovere la consapevolezza ambientale, ottimizzare le risorse e supportare lo sviluppo sostenibile delle imprese.
Nel corso degli anni, Quadra ha costantemente migliorato i propri standard, investendo in ricerca, sviluppo ed esplorazione di nuove frontiere tecnologiche.
Grazie alla sua esperienza, ha intrapreso un percorso innovativo nel settore delle pompe centrifughe e delle pompe verticali per tubazioni.

A company specialized in manufacturing electric pumps for civil, agricultural, and industrial applications, Quadra immediately embarked on an ambitious path, focusing on the development of innovative solutions in the field of energy-saving industrial pumps. The company's strategic positioning was based on excellence in quality and service, consolidating strong competitiveness in the sector.
Quadra is committed to the research and development of cutting-edge technologies for the energy efficiency of pumps. This approach is integrated into various sectors, including municipal governments, agriculture, chemicals, metallurgy, textiles and cooling, with the aim of reducing emissions and generating value for a wide range of industrial sectors.
The company stands out for its commitment to promoting environmental awareness, optimizing resources and supporting sustainable development for businesses.
Over the years, Quadra has constantly improved its standards, investing in research, development and the exploration of new technological frontiers.
Thanks to its experience, it has undertaken an innovative path in the sector of centrifugal pumps and vertical pumps for pipes.

QUADRA
MADE IN ITALY

www.quadra-italy.com







	Chapter	Page	Power and performance range
QP Pompa periferica Peripheral pump Bomba periférica Pompe périphérique	1	9	**HP/KW:** 0.5÷1 / 0.37÷0.75 **Q:** 0.3÷3.6 m³/h **H:** 4÷67 m
QSP Pompa centrifuga autoadescante Centrifugal Self-Priming jet pump Bomba centrifuga autocebante de chorro Pompe centrifuge auto-amorçante à jet	2	13	**HP/KW:** 0.5÷1.5 / 0.37÷1.1 **Q:** 0.3÷5.1 m³/h **H:** 6÷64 m
QSPH Pompa centrifuga autoadescante ad alta capacità Centrifugal Self-Priming jet pump High capacity Bomba centrifuga autocebante de chorro alta capacidad Pompe centrifuge auto-amorçante à jet haute capacité	3	17	**HP/KW:** 1.5÷2 / 1.1÷1.5 **Q:** 0.6÷9 m³/h **H:** 4÷58 m
QSPX Pompa autoadescante in acciaio inox Inox self priming jet pump Inox bomba autocebante de chorro Inox pompe auto-amorçante à jet	4	21	**HP/KW:** 0.5÷1.5 / 0.37÷1.1 **Q:** 0.3÷4.8 m³/h **H:** 3÷53 m
QC Pompa centrifuga Centrifugal pump Bomba centrifuga Pompe centrifuge	5	25	**HP/KW:** 0.33÷2 / 0.25÷1.5 **Q:** 1.2÷19.2 m³/h **H:** 2.5÷38.5 m
QCH Pompa periferica ad alta capacità Centrifugal pump high capacity Bomba centrifuga alta capacidad Pompe centrifuge haute capacité	6	29	**HP/KW:** 0.8÷4 / 0.6÷3 **Q:** 6÷84 m³/h **H:** 1÷23 m
QCT Pompa centrifuga con attacco filettato Thread port centrifugal pump Bomba centrífuga roscada Pompe centrifuge à orifice fileté	7	33	**HP/KW:** 1÷25 / 0.75÷18.5 **Q:** 6÷138 m³/h **H:** 3÷60 m
QC2 Pompa centrifuga a doppia girante Double impeller centrifugal pump Bomba centrífuga con doble impulsores Pompe centrifuge à double roue	8	39	**HP/KW:** 1.5÷30 / 1.1÷22 **Q:** 2.4÷27 m³/h **H:** 22÷155 m
QCN Pompa centrifuga normalizzata EN 733 Standard centrifugal pump Bomba centrífuga acoplado cerrado Pompe centrifuge à couple fermé	9	45	**HP/KW:** 1÷125 / 0.75÷90 **Q:** 6÷400 m³/h **H:** 6÷150 m

		Chapter	Page	Power and performance range
	QCN4 Pompa centrifuga normalizzata a 4 poli 4 poles Normalized Centrifugal pump Bomba centrífuga normalizada de 4 polos Pompe centrifuge normalisée à 4 pôles	10	91	**HP/KW:** 4÷180 / 3÷132 **Q:** 30÷600 m³/h **H:** 5.7÷71.5 m
	QCNX Pompa centrifuga in inox normalizzata Inox normalized centrifugal pump Bomba normalizada en acero inoxidable Pompe standard en acier inoxydable	11	123	**HP/KW:** 1.5÷50 / 1.1÷37 **Q:** 9÷240 m³/h **H:** 7÷71 m
	QBS Pompa centrifuga ad asse nudo Bare Shaft centrifugal pump Bomba centrífuga con eje libre Pompe centrifuge à arbre nu	12	129	**HP/KW:** 2÷430 / 1.5÷315 **Q:** 6÷1000 m³/h **H:** 6.5÷160 m
	QBS4 Pompa centrifuga ad asse nudo a 4 poli 4 poles Bare Shaft centrifugal pump Bomba centrífuga con eje libre de 4 polos Pompe centrifuge à arbre nu à 4 pôles	13	175	**HP/KW:** 2÷430 / 1.5÷315 **Q:** 24÷1500 m³/h **H:** 3÷70 m
	QM IE3 Motore elettrico di tipo TEFC* Electric motor TEFC* type Motor eléctrico tipo TEFC* Moteur électrique type TEFC*	14	215	**2 poli- 2 poles:** **HP/KW:** 1÷430 / 0.75÷315 **4 poli - 4 poles:** **HP/KW:** 0.75÷430 / 0.55÷315
	QV Pompa centrifuga multistadio verticale Vertical multistage centrifugal pump Bomba centrifuga multietapa vertical Pompe centrifuge multicellulaire verticale	15	221	**HP/KW:** 1.5÷7.5 / 1.1÷5.5 **Q:** 20÷300 m³/h **H:** 2÷144 m
	QVX-S/QVX-C Pompa multistadio verticale in inox Inox Vertical multistage pump Bomba centrifuga multietapa vertical en acero inoxidable Pompe centrifuge multicellulaire verticale en acier inoxydable	16	237	**HP/KW:** 0.5÷100 / 0.37÷75 **Q:** 0.4÷180 m³/h **H:** 4÷198 m
	QVI Pompa verticale in linea Vertical inline pump Bomba vertical en-linea Pompe en ligne verticale	17	276	**HP/KW:** 1÷40 / 0.75÷30 **Q:** 6÷210 m³/h **H:** 6÷60 m
	QILC Pompa di circolazione in linea Inline circulation pump Bomba de circulación en linea Pompe de circulation en ligne	18	282	**HP/KW:** 0.75÷272 / 0.5÷200 **Q:** 8÷900 m³/h **H:** 14÷81 m

	Chapter	Page	Power and performance range
QSS Pompa sommergibile per acque reflue Submersible sewage pump Bomba sumergible para aguas sucias Pompe submersible pour eaux usées	19	290	**HP/KW:** 1÷422 / 0.75÷315 **Q:** 5÷1500 m³/h **H:** 5÷110 m
QVCS Pompa sommergibile vortex per acque reflue Vortex cutting submersible pump Vórtice bomba sumergible de corte Pompe submersible de coupe vortex	20	318	**HP/KW:** 1÷40 / 0.75÷30 **Q:** 10÷600 m³/h **H:** 10÷30 m
 **QSC** Pompa split case a doppia aspirazione Double suction split case pump Succión doble bomba de cámara partida Pompe à double corps d'aspiration	21	338	**HP/KW:** 8÷1530 / 6÷1140 **Q:** 95÷4500 m³/h **H:** 8÷195 m
QVM-C/QVM-S Pompa multistadio verticale in inox Inox vertical multistage pump Bomba vertical de etapas múltiples en acero inoxidable Pompe multicellulaire verticale en acier inoxydable	22	346	**HP/KW:** 0.5÷60 / 0.37÷45 **Q:** 0.6÷130 m³/h **H:** 6÷249 m
 **QB** Booster per alimentazione idrica Water supply booster Booster para suministro de agua Surpresseur pour alimentation en eau	23	378	**HP/KW:** 1÷60 / 0.75÷45 **Q:** 6÷270 m³/h **H:** 23÷224 m
QJT Sistema verticale+serbatoio Vertical+Tank system Sistema de Vertical+Tanque Système Verticale + Tank	24	384	
QFFS-A Accessori Accessories Accesorios Accessoires	25	386	
		Page	Power and performance range
		Page	Power and performance range

NOTES

NOTES

QUADRA

MADE IN ITALY

www.quadra-italy.com

Clean

Domestic

QP

Pompa periferica
Peripheral pump
Bomba periférica
Pompe périphérique

60 Hz

Clean

Domestic

QP

n ≈ 3500 rpm

Pompa periferica
Peripheral pump
Bomba periférica
Pompe périphérique

DESCRIZIONE/DESCRIPTION
DESCRIPCIONES/DESCRIPTION

Pompa periferica di nuova concezione
Certificata CE ed EAC

New design peripheral pump
Certified with standards CE and EAC

Bomba periférica de nuevo diseño
Certificado con normas CE y EAC

Pompe périphérique de nouvelle conception
Certifié aux normes CE et EAC

RANGE DI POTENZA E PRESTAZIONI
POWER AND PERFORMANCE RANGE
RANGO DE POTENCIA Y PRESTACIONES
PLAGE DE PUISSANCE ET DE PERFORMANCES

HP/KW	0.5÷1 / 0.37÷0.75
Q	0.3÷3.6 m³/h
H	4÷67 m

LIMITI DI UTILIZZO/USING LIMITS
LÍMITES UTILIZACIÓN/UTILISATION LIMITES

Temperatura del liquido tra -10 °C e +80 °C
Temperatura ambiente tra 0 °C e +40 °C

Liquid temperature between -10 °C and +80 °C
Ambient temperature between 0 °C and +40°C

Temperatura del líquido de -10 °C hasta +80 °C
Temperatura ambiente de 0 °C hasta +40°C

Température du liquide entre -10 °C et +80 °C
Température ambiante entre 0 °C et +40 °C

QP

DESCRIZIONE MATERIALE/MATERIAL DESCRIPTION
DESCRIPCIÓN DE MATERIAL/DESCRIPTION DU MATÉRIEL

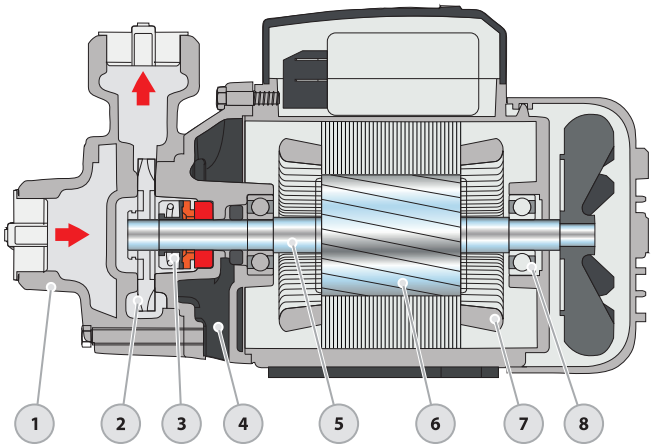

No.	Descrizione/Description Descripción/Description	Materiale/Material Material/Matériel
1	Corpo/Pump Case Cuerpo/Boîtier	Ghisa/Cast Iron Fundición/Fonte
2	Girante/Impeller Impulsor/Roue	Ottone/Brass Latón/Laiton
3	Tenuta/Seal Cierre/Garniture	Ceramica e Grafite/Ceramic&Carbon Cerámica&Grafito/Ceramic & Carbon
4	Connessione/Connection Conexión/Lien	Ghisa/Cast Iron Fundición/Fonte
5	Albero/Shaft Eje/Arbre	AISI 304
6	Rotore/Rotor Rotor/Rotor	Acciaio al Silicio/Silicon Steel Acero al Silicio/Acier Silicium
7	Cablaggio/Wiring Alambrado/Câblage	100% Rame/100% Copper 100% Cobre/100% Cuivre
8	Cuscinetto/Bearing Cojinete/Palier	Cuscinetto a sfera/Ball bearing Bola rodamiento/Roulement bille

QP

DATI TECNICI/TECHNICAL DATA/DATOS TÉCNICOS/DONNÉES TECHNIQUES

60 Hz n=3500 rpm

MODELLO MODEL MODELO MODÈLE 1-ph	3-ph	DN mm	Potenza Power Potencia Puissance kw	hp	Girante/Impeller Impulsor/Roue	Q=Portata/Delivery/Caudal/Débit											
						GPM 0	1.3	2.6	4	5.3	6.6	7.9	9.3	10.6	11.9	13.2	15.9
						m³/h 0	0.3	0.6	0.9	1.2	1.5	1.8	2.1	2.4	2.7	3	3.6
						l/min 0	**5**	**10**	**15**	**20**	**25**	**30**	**35**	**40**	**45**	**50**	**60**
						H=Prevalenza/Head/Altura/Hauteur (m)											
QP50m	QP50	25x25	0.37	0.5	★	37	33	26	20	15	**12**	8	6	4	-	-	-
QP80m	QP80	25x25	0.6	0.8	★	56	50	43	36	30	24	**19**	15	11	7.5	5	-
QP100m	QP100	25x25	0.75	1	★	70	67	60	54	47	41	35	**29**	23	18	13	5

★=Girante in ottone/Brass impeller/Impulsor en latón/Roue en laiton

QP

CURVA DI PRESTAZIONE/PERFORMANCE CURVE/CURVA DE RENDIMIENTO/COURBE DE PERFORMANCE

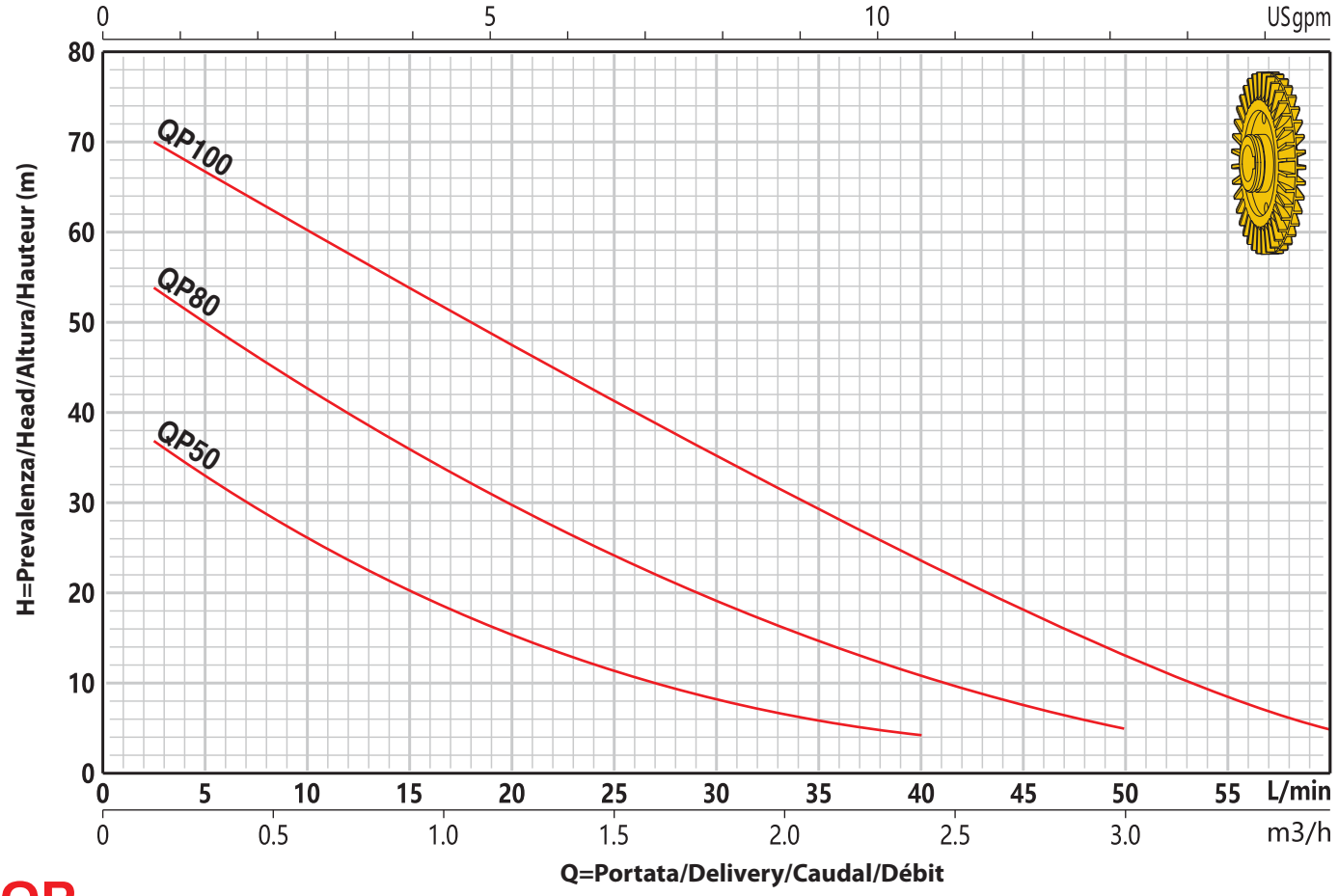

QP

DIMENSIONI E PESO/DIMENSIONS AND WEIGHT/DIMENSIONES Y PESOS/DIMENSIONS ET POIDS

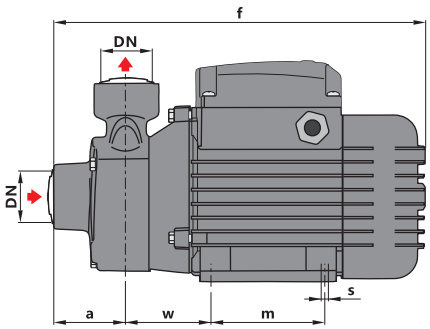

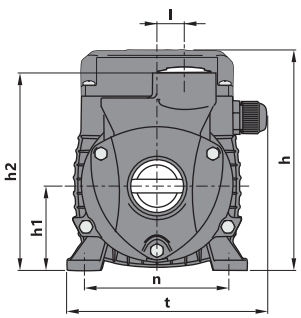

MODELLO MODEL MODELO MODÈLE	DIMENSIONI/DIMENSIONS/DIMENSIONES/DIMENSIONS mm												GW
	DN	a	f	w	m	s	h	h1	h2	n	t	l	Kg
QP50	25	48	248	59	72	ø8	146	56	131	99	126	18	**6**
QP80	25	48	284	65	88	ø10	180	74	158	115	150	18	**9**
QP100	25	48	284	65	88	ø10	180	74	158	115	150	18	**11**

NOTES

QUADRA

MADE IN ITALY

www.quadra-italy.com

Clean

Domestic

Agriculture

QSP

Pompa centrifuga autoadescante
Centrifugal Self-Priming jet pump
Bomba centrifuga autocebante de chorro
Pompe centrifuge auto-amorçante à jet

60 Hz

Clean

Domestic

Agriculture

n ≈ 3500 rpm

QSP

Pompa centrifuga autoadescante
Centrifugal Self-Priming jet pump
Bomba centrifuga autocebante de chorro
Pompe centrifuge auto-amorçante à jet

DESCRIZIONE/DESCRIPTION
DESCRIPCIONES/DESCRIPTION

Pompa a getto di nuova concezione
Certificata CE ed EAC

New design jet pump
Certified with standards CE and EAC

Bomba de chorro autocebante de nuevo diseño
Certificado con normas CE y EAC

Pompe à jet auto-amorçante de nouvelle conception
Certifié aux normes CE et EAC

RANGE DI POTENZA E PRESTAZIONI
POWER AND PERFORMANCE RANGE
RANGO DE POTENCIA Y PRESTACIONES
PLAGE DE PUISSANCE ET DE PERFORMANCES

HP/KW	0.5÷1.5 / 0.37÷1.1
Q	0.3÷5.1 m³/h
H	6÷64 m

LIMITI DI UTILIZZO/USING LIMITS
LÍMITES UTILIZACIÓN/UTILISATION LIMITES

Temperatura del liquido tra -10 °C e +80 °C
Temperatura ambiente tra 0 °C e +40 °C
Pressione massima di esercizio 10 bar

Liquid temperature between -10 °C and +80 °C
Ambient temperature between 0 °C and +40°C
Max. working pressure 10 bar

Temperatura del líquido de -10 °C hasta +80 °C
Temperatura ambiente de 0 °C hasta +40°C
Presión máxima en el cuerpo de la bomba 10 bar

Température du liquide entre -10 °C et +80 °C
Température ambiante entre 0 °C et +40 °C
Max. pression de service 10 bar

QSP

DESCRIZIONE MATERIALE/MATERIAL DESCRIPTION
DESCRIPCIÓN DE MATERIAL/DESCRIPTION DU MATÉRIEL

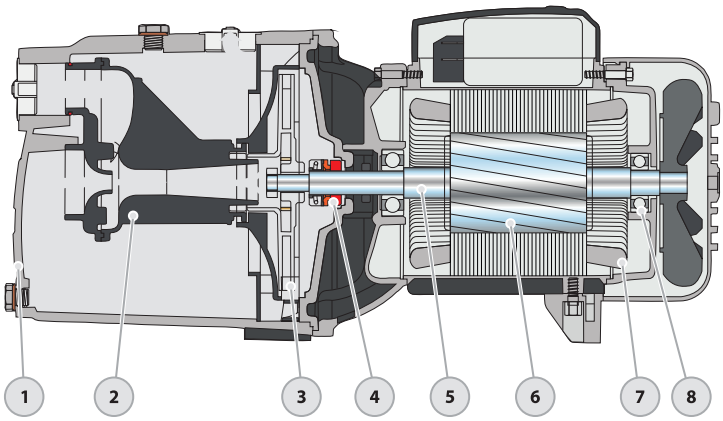

No.	Descrizione/Description Descripción/Description	Materiale/Material Material/Matériel
1	Corpo/Pump Case Cuerpo/Boîtier	Ghisa/Cast Iron Fundición/Fonte
2	Diffusore/Diffuser Difusor/Diffuseur	Noryl
3	Girante/Impeller Impulsor/Roue	Ottone/Brass Latón/Laiton
4	Tenuta/Seal Cierre/Garniture	Ceramica e Grafite/Ceramic&Carbon Cérámica&Grafito/Ceramic & Carbon
5	Albero/Shaft Eje/Arbre	AISI 304
6	Rotore/Rotor Rotor/Rotor	Acciaio al Silicio/Silicon Steel Acero al Silicio/Acier Silicium
7	Cablaggio/Wiring Alambrado/Câblage	100% Rame/100% Copper 100% Cobre/100% Cuivre
8	Cuscinetto/Bearing Cojinete/Palier	Cuscinetto a sfera/Ball bearing Bola rodamiento/Roulement bille

QSP

DATI TECNICI/TECHNICAL DATA/DATOS TÉCNICOS/DONNÉES TECHNIQUES

60 Hz n=3500 rpm

MODELLO MODEL MODELO MODÈLE 1-ph	3-ph	DN mm	Potenza Power Potencia Puissance kw	hp	Girante/Impeller Impulsor/Roue	Q=Portata/Delivery/Caudal/Débit											
						GPM 0	1.3	2.6	5.3	7.9	10.6	11.9	15.9	17.2	18.5	21.1	22.5
						m³/h 0	0.3	0.6	1.2	1.8	2.4	2.7	3.6	3.9	4.2	4.8	5.1
						l/min 0	**5**	**10**	**20**	**30**	**40**	**45**	**60**	**65**	**70**	**80**	**85**
						H=Prevalenza/Head/Altura/Hauteur (m)											
QSP05m	QSP05	25x25	0.37	0.5	★	35	34	30	**22**	15	10	7	-	-	-	-	-
QSP07m	QSP07	25x25	0.5	0.7	★	42	40	36	**27**	19	11	8	-	-	-	-	-
QSP10Mm	QSP10M	25x25	0.75	1	★	50	49	48	46	36	27	**23**	14	11	9	6	6
QSP10Hm	QSP10H	25x25	0.75	1	★	60	58	52	43	35	**28**	26	18	17	-	-	-
QSP15Mm	QSP15M	25x25	1.1	1.5	★	56	56	55	54	44	35	**31**	22	20	18	16	15
QSP15Hm	QSP15H	25x25	1.1	1.5	★	65	64	59	50	42	**35**	32	26	24	-	-	-

★=Girante in ottone/Brass impeller/Impulsor en latón/Roue en laiton

QSP

CURVA DI PRESTAZIONE/PERFORMANCE CURVE/CURVA DE RENDIMIENTO/COURBE DE PERFORMANCE

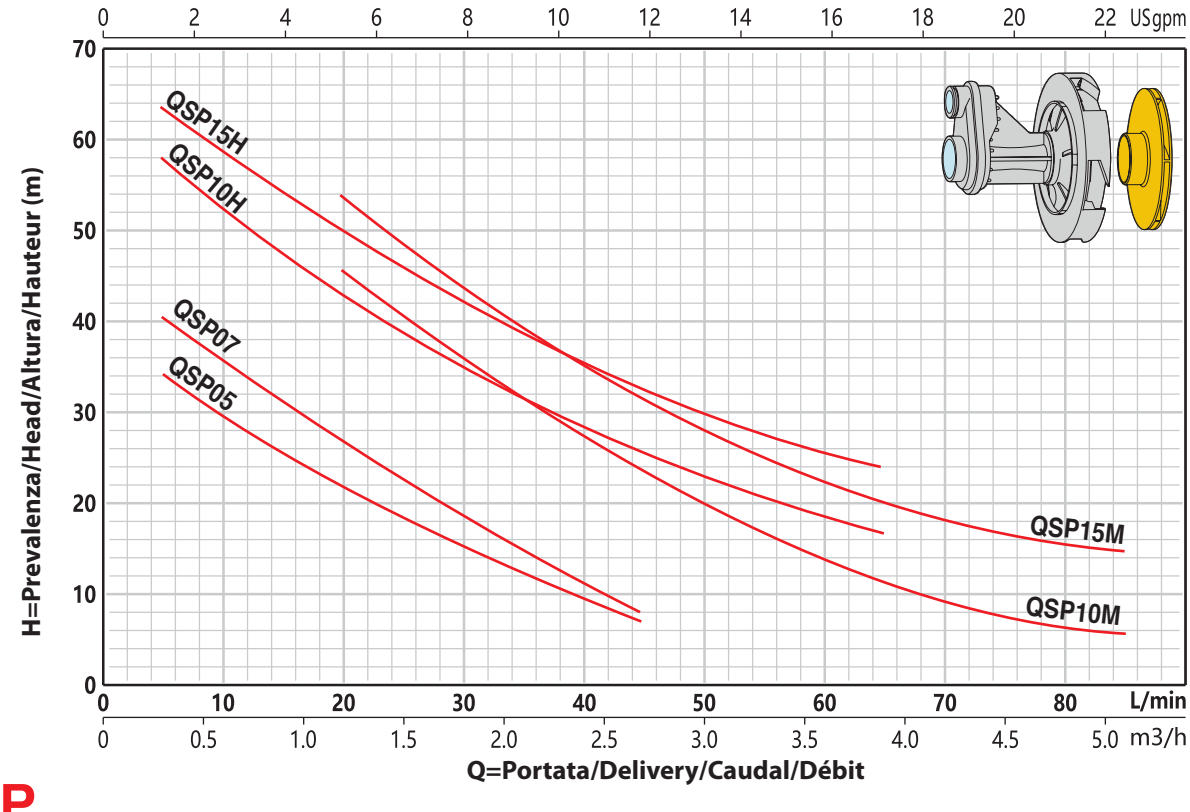

QSP

DIMENSIONI E PESO/DIMENSIONS AND WEIGHT/DIMENSIONES Y PESOS/DIMENSIONS ET POIDS

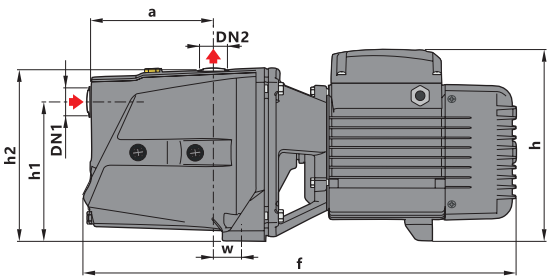

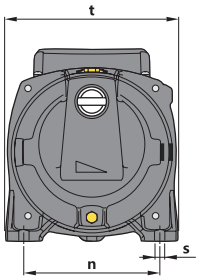

MODELLO MODEL MODELO MODÈLE	DIMENSIONI/DIMENSIONS/DIMENSIONES/DIMENSIONS mm										GW
	DN	a	f	w	n	t	s	h	h1	h2	Kg
QSP05	25	97	360	22	124	162	ø10	174	130	160	**9**
QSP07	25	97	360	22	124	162	ø10	174	130	160	**10**
QSP10M	25	115	421	15	144	181	ø11	197	145	183	**15**
QSP10H	25	115	421	15	144	181	ø11	197	145	183	**15**
QSP15M	25	115	421	15	144	181	ø11	197	145	183	**17**
QSP15H	25	115	421	15	144	181	ø11	197	145	183	**17**

NOTES

QUADRA

MADE IN ITALY

www.quadra-italy.com

Clean

Domestic

Agriculture

QSPH

Pompa centrifuga autoadescante ad alta capacità
Centrifugal Self-Priming jet pump High capacity
Bomba centrifuga autocebante de chorro alta capacidad
Pompe centrifuge auto-amorçante à jet haute capacité

60 Hz

Clean

Domestic

Agriculture

n ≈ 3500 rpm

QSPH

Pompa centrifuga autoadescante ad alta capacità
Centrifugal Self-Priming jet pump High capacity
Bomba centrifuga autocebante de chorro alta capacidad
Pompe centrifuge auto-amorçante à jet haute capacité

DESCRIZIONE/DESCRIPTION
DESCRIPCIONES/DESCRIPTION

Pompa a getto autoadescante di nuova concezione
Certificata CE ed EAC

New design self-priming jet pump
Certified with standards CE and EAC

Bomba de chorro autocebante de nuevo diseño
Certificado con normas CE y EAC

Pompe à jet auto-amorçante de nouvelle conception
Certifié aux normes CE et EAC

RANGE DI POTENZA E PRESTAZIONI
POWER AND PERFORMANCE RANGE
RANGO DE POTENCIA Y PRESTACIONES
PLAGE DE PUISSANCE ET DE PERFORMANCES

HP/KW	1.5÷2 / 1.1÷1.5
Q	0.6÷9 m³/h
H	4÷58 m

LIMITI DI UTILIZZO/USING LIMITS
LÍMITES UTILIZACIÓN/UTILISATION LIMITES

Temperatura del liquido tra -10 °C e +80 °C
Temperatura ambiente tra 0 °C e +40 °C
Pressione massima di esercizio 10 bar

Liquid temperature between -10 °C and +80 °C
Ambient temperature between 0 °C and +40°C
Max. working pressure 10 bar

Temperatura del líquido de -10 °C hasta +80 °C
Temperatura ambiente de 0 °C hasta +40°C
Presión máxima en el cuerpo de la bomba 10 bar

Température du liquide entre -10 °C et +80 °C
Température ambiante entre 0 °C et +40 °C
Max. pression de service 10 bar

QSPH

DESCRIZIONE MATERIALE/MATERIAL DESCRIPTION
DESCRIPCIÓN DE MATERIAL/DESCRIPTION DU MATÉRIEL

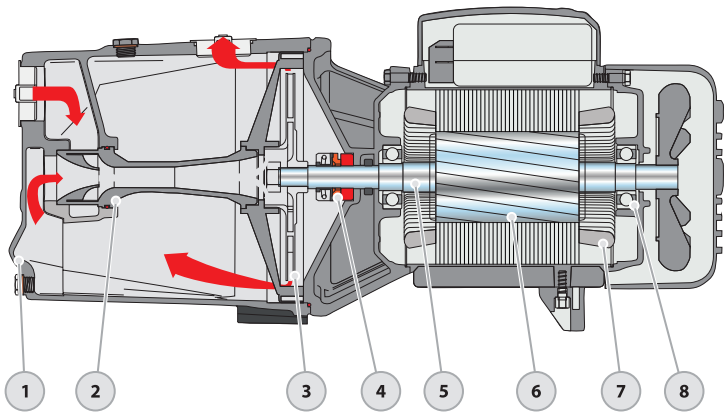

No.	Descrizione/Description Descripción/Description	Materiale/Material Material/Matériel
1	Corpo/Pump Case Cuerpo/Boîtier	Ghisa/Cast Iron Fundición/Fonte
2	Diffusore/Diffuser Difusor/Diffuseur	NORYL
3	Girante/Impeller Impulsor/Roue	Ottone/Brass Latón/Laiton
4	Tenuta/Seal Cierre/Garniture	Ceramica e Grafite/Ceramic&Carbon Cerámica&Grafito/Ceramic & Carbon
5	Albero/Shaft Eje/Arbre	AISI 304
6	Rotore/Rotor Rotor/Rotor	Acciaio al Silicio/Silicon Steel Acero al Silicio/Acier Silicium
7	Cablaggio/Wiring Alambrado/Câblage	100% Rame/100% Copper 100% Cobre/100% Cuivre
8	Cuscinetto/Bearing Cojinete/Palier	Cuscinetto a sfera/Ball bearing Bola rodamiento/Roulement bille

QSPH

DATI TECNICI/TECHNICAL DATA/DATOS TÉCNICOS/DONNÉES TECHNIQUES

60 Hz n=3500 rpm

MODELLO MODEL MODELO MODÈLE		DN	Potenza Power Potencia Puissance		Girante/Impeller Impulsor/Roue	Q=Portata/Delivery/Caudal/Débit											
						GPM 0	2.6	7.9	13.2	15.9	18.5	21.1	23.8	26.4	31.7	34.4	39.6
						m³/h 0	0.6	1.8	3	3.6	4.2	4.8	5.4	6	7.2	7.8	9
						l/min 0	**10**	**30**	**50**	**60**	**70**	**80**	**90**	**100**	**120**	**130**	**150**
1-ph	3-ph	mm	kw	hp		H=Prevalenza/Head/Altura/Hauteur (m)											
QSPH15Mm	QSPH15M	32x25	1.1	1.5	★	53	52	47	41	**38**	35	30	26	21	6	-	-
QSPH15Hm	QSPH15H	32x25	1.1	1.5	★	56	55	48	**40**	35	30	23	15	4	-	-	-
QSPH15Lm	QSPH15L	32x25	1.1	1.5	★	49	48	42	38	35	32	**30**	27	24	19	17	11
QSPH20Mm	QSPH20M	32x25	1.5	2	★	56	55	51	47	**44**	40	36	32	26	7	-	-
QSPH20Hm	QSPH20H	32x25	1.5	2	★	59	58	53	**46**	40	34	26	16	5	-	-	-
QSPH20Lm	QSPH20L	32x25	1.5	2	★	51	50	46	41	39	36	**34**	32	29	24	21	15

★=Girante in ottone/Brass impeller/Impulsor en latón/Roue en laiton

QSPH

CURVA DI PRESTAZIONE/PERFORMANCE CURVE/CURVA DE RENDIMIENTO/COURBE DE PERFORMANCE

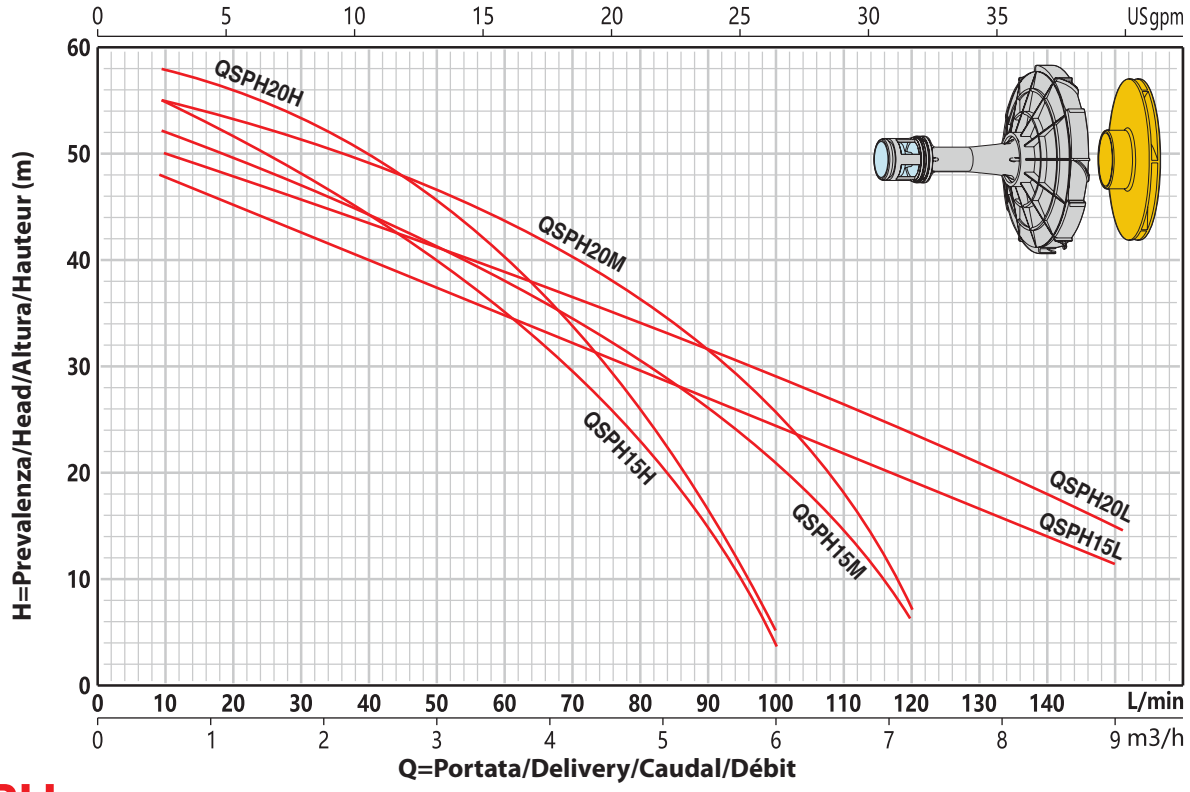

QSPH

DIMENSIONI E PESO/DIMENSIONS AND WEIGHT/DIMENSIONES Y PESOS/DIMENSIONS ET POIDS

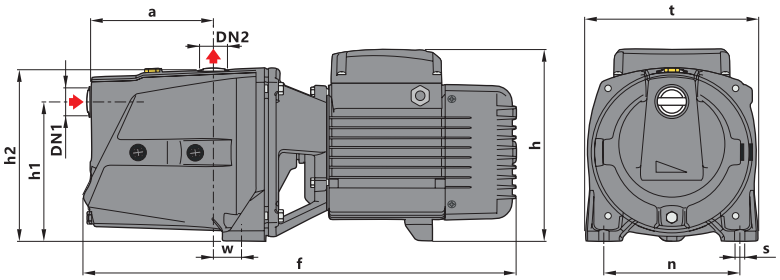

MODELLO MODEL MODELO MODÈLE	DIMENSIONI/DIMENSIONS/DIMENSIONES/DIMENSIONS mm											GW
	DN1	DN2	a	f	w	n	t	s	h	h1	h2	Kg
QSPH15M	32	25	105	526	23	164	208	ø11.5	238	165	206	**27**
QSPH15H	32	25	105	526	23	164	208	ø11.5	238	165	206	**27**
QSPH15L	32	25	105	526	23	164	208	ø11.5	238	165	206	**27**
QSPH20M	32	25	105	526	23	164	208	ø11.5	238	165	206	**28**
QSPH20H	32	25	105	526	23	164	208	ø11.5	238	165	206	**29**
QSPH20L	32	25	105	526	23	164	208	ø11.5	238	165	206	**29**

NOTES

QUADRA

MADE IN ITALY

www.quadra-italy.com

Clean

Civil

Industry

Agriculture



QSPX

Pompa autoadescante in acciaio inox
Inox self priming jet pump
Inox bomba autocebante de chorro
Inox pompe auto-amorçante à jet

60 Hz



Clean
Civil
Industry
Agriculture

n ≈ 3500 rpm

QSPX

Pompa autoadescante in acciaio inox
Inox self priming jet pump
Inox bomba autocebante de chorro
Inox pompe auto-amorçante à jet

DESCRIZIONE/DESCRIPTION
DESCRIPCIONES/DESCRIPTION

Pompa a getto in AISI 304 di nuova concezione
Certificata CE ed EAC

New design AISI 304 jet pump
Certified with standards CE and EAC

Bomba de chorro AISI 304 de nuevo diseño
Certificado con normas CE y EAC

Pompe à jet de nouvelle conception AISI 304
Certifié aux normes CE et EAC

RANGE DI POTENZA E PRESTAZIONI
POWER AND PERFORMANCE RANGE
RANGO DE POTENCIA Y PRESTACIONES
PLAGE DE PUISSANCE ET DE PERFORMANCES

HP/KW	0.5÷1.5 / 0.37÷1.1
Q	0.3÷4.8 m³/h
H	3÷53 m

LIMITI DI UTILIZZO/USING LIMITS
LÍMITES UTILIZACIÓN/UTILISATION LIMITES

Temperatura del liquido tra -10 °C e +80 °C
Temperatura ambiente tra 0 °C e +40 °C
Pressione massima di esercizio 6 bar

Liquid temperature between -10 °C and +80 °C
Ambient temperature between 0 °C and +40°C
Max. working pressure 6 bar

Temperatura del líquido de -10 °C hasta +80 °C
Temperatura ambiente de 0 °C hasta +40°C
Presión máxima en el cuerpo de la bomba 6 bar

Température du liquide entre -10 °C et +80 °C
Température ambiante entre 0 °C et +40 °C
Max. pression de service 6 bar

QSPX

DESCRIZIONE MATERIALE/MATERIAL DESCRIPTION
DESCRIPCIÓN DE MATERIAL/DESCRIPTION DU MATÉRIEL

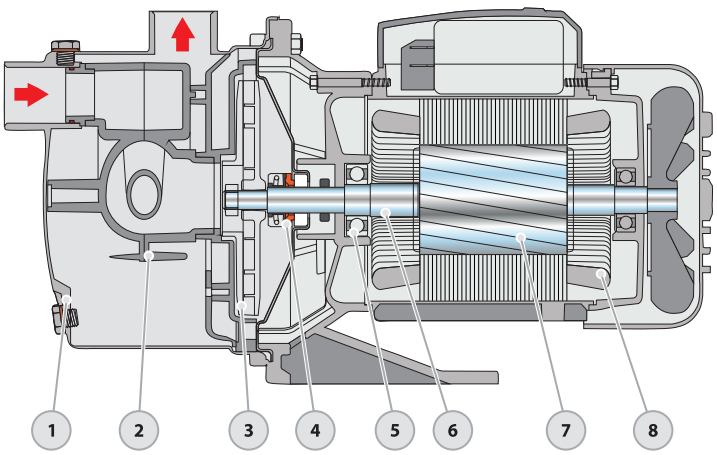

No.	Descrizione/Description Descripción/Description	Materiale/Material Material/Matériel
1	Corpo/Pump Case Cuerpo/Boîtier	AISI 304
2	Diffusore/Diffuser Difusor/Diffuseur	NORYL
3	Girante/Impeller Impulsor/Roue	AISI 304
4	Tenuta/Seal Cierre/Garniture	Ceramica e Grafite/Ceramic&Carbon Cérámica&Grafito/Ceramic & Carbon
5	Cuscinetto/Bearing Cojinete/Palier	Cuscinetto a sfera/Ball bearing Bola rodamiento/Roulement bille
6	Albero/Shaft Eje/Arbre	AISI 304
7	Rotore/Rotor Rotor/Rotor	Acciaio al Silicio/Silicon Steel Acero al Silicio/Acier Silicium
8	Cablaggio/Wiring Alambrado/Câblage	100% Rame/100% Copper 100% Cobre/100% Cuivre

QSPX

DATI TECNICI/TECHNICAL DATA/DATOS TÉCNICOS/DONNÉES TECHNIQUES

60 Hz n=3500 rpm

MODELLO MODEL MODELO MODÈLE 1-ph	3-ph	DN mm	Potenza Power Potencia Puissance kw	hp	Girante/Impeller Impulsor/Roue	Q=Portata/Delivery/Caudal/Débit											
						GPM 0	1.3	2.6	5.3	7.9	10.6	13.2	15.9	17.2	18.5	19.8	21.1
						m³/h 0	0.3	0.6	1.2	1.8	2.4	3	3.6	3.9	4.2	4.5	4.8
						l/min 0	**5**	**10**	**20**	**30**	**40**	**50**	**60**	**65**	**70**	**75**	**80**
						H=Prevalenza/Head/Altura/Hauteur (m)											
QSPX05m	QSPX05	25x25	0.37	0.5	★	34	33	30	26	**20.4**	15	9.3	3	-	-	-	-
QSPX08m	QSPX08	25x25	0.6	0.8	★	41	39	36	32	27	**22**	15	8	3.8	-	-	-
QSPX10m	QSPX10	25x25	0.75	1	★	50	48	46	42	38	33	**28**	22	18	14	9.8	4
QSPX15m	QSPX15	25x25	1.1	1.5	★	55	53	51	46	42	37	**31**	25	21	17	12	5

★=Girante in AISI 304/AISI 304 impeller/Impulsor en AISI 304/Roue en AISI 304

QSPX

CURVA DI PRESTAZIONE/PERFORMANCE CURVE/CURVA DE RENDIMIENTO/COURBE DE PERFORMANCE

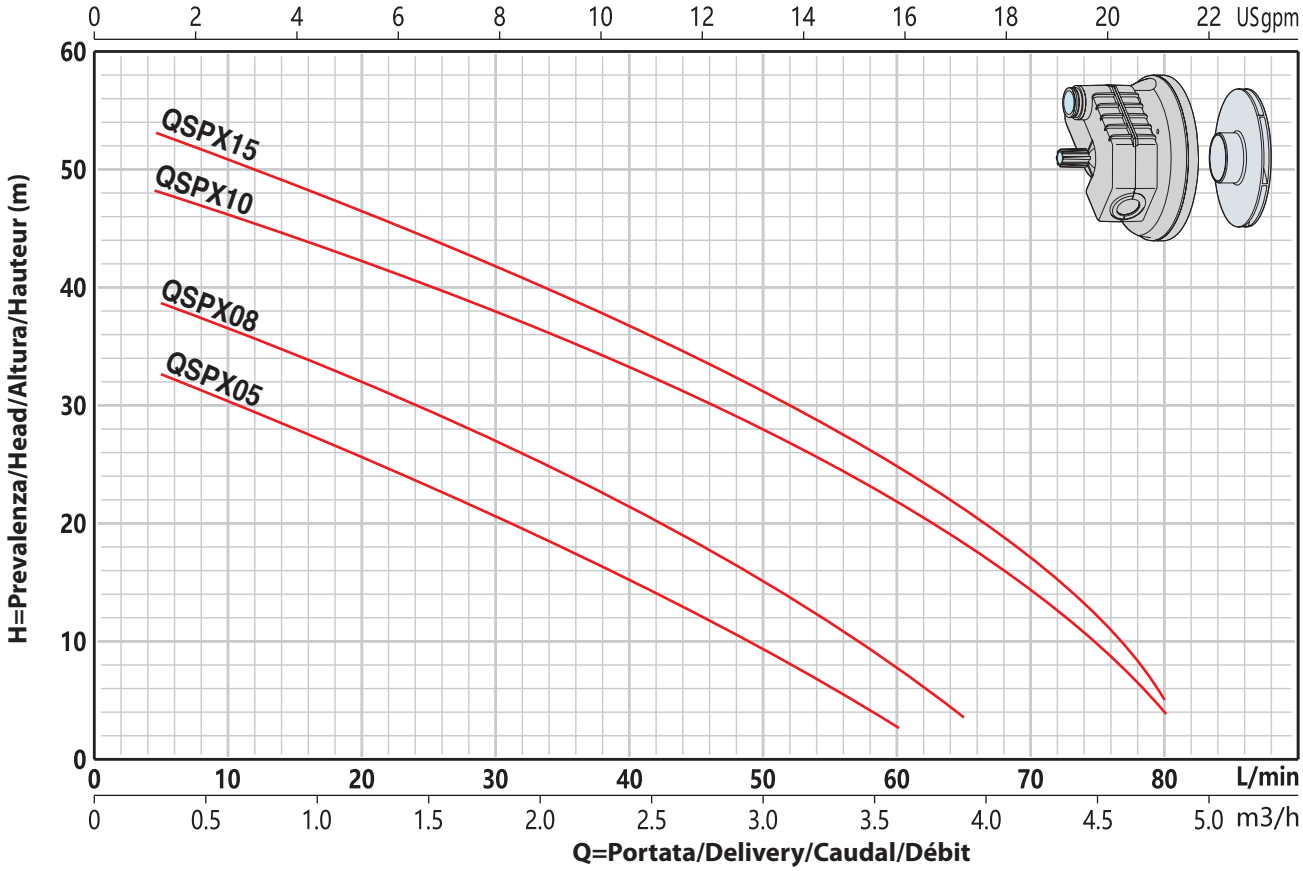

QSPX

DIMENSIONI E PESO/DIMENSIONS AND WEIGHT/DIMENSIONES Y PESOS/DIMENSIONS ET POIDS

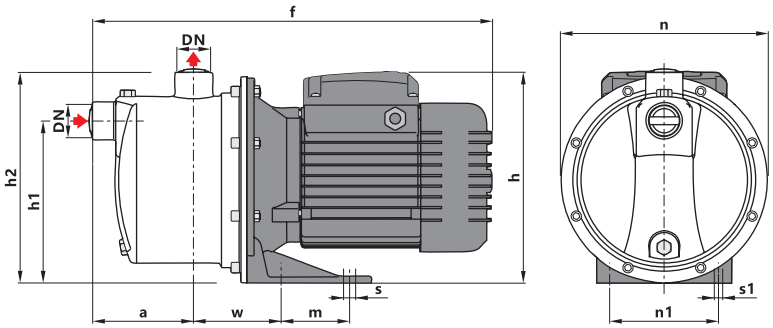

MODELLO MODEL MODELO MODÈLE	DIMENSIONI/DIMENSIONS/DIMENSIONES/DIMENSIONS mm												GW
	DN	a	f	w	m	s	s1	n	n1	h	h1	h2	Kg
QSPX05	25	74	337	81	65	16	10	180	82	190	132	184	**8**
QSPX08	25	74	337	81	65	16	10	180	82	190	132	184	**9**
QSPX10	25	94	397	88	56	20	9.5	199	100	210	155	205	**12**
QSPX15	25	94	397	88	56	20	9.5	199	100	210	155	205	**13**

NOTES

QUADRA

MADE IN ITALY

www.quadra-italy.com

Clean

Domestic

QC

Pompa centrifuga
Centrifugal pump
Bomba centrifuga
Pompe centrifuge

60 Hz

Clean

Domestic

n ≈ 3500 rpm

QC

Pompa centrifuga
Centrifugal pump
Bomba centrifuga
Pompe centrifuge

DESCRIZIONE/DESCRIPTION
DESCRIPCIONES/DESCRIPTION

Pompa centrifuga di nuova concezione
Certificata CE ed EAC

New design centrifugal pump
Certified with standards CE and EAC

Bomba centrifuga de nuevo diseño
Certificado con normas CE y EAC

Pompe centrifugee de nouvelle conception
Certifié aux normes CE et EAC

RANGE DI POTENZA E PRESTAZIONI
POWER AND PERFORMANCE RANGE
RANGO DE POTENCIA Y PRESTACIONES
PLAGE DE PUISSANCE ET DE PERFORMANCES

HP/KW	0.33÷2 / 0.25÷1.5
Q	1.2÷19.2 m³/h
H	2.5÷38.5 m

LIMITI DI UTILIZZO/USING LIMITS
LÍMITES UTILIZACIÓN/UTILISATION LIMITES

Temperatura del liquido tra -10 °C e +80 °C
Temperatura ambiente tra 0 °C e +40 °C

Liquid temperature between -10 °C and +80 °C
Ambient temperature between 0 °C and +40°C

Temperatura del líquido de -10 °C hasta +80 °C
Temperatura ambiente de 0 °C hasta +40°C

Température du liquide entre -10 °C et +80 °C
Température ambiante entre 0 °C et +40 °C

QC

DESCRIZIONE MATERIALE/MATERIAL DESCRIPTION
DESCRIPCIÓN DE MATERIAL/DESCRIPTION DU MATÉRIEL

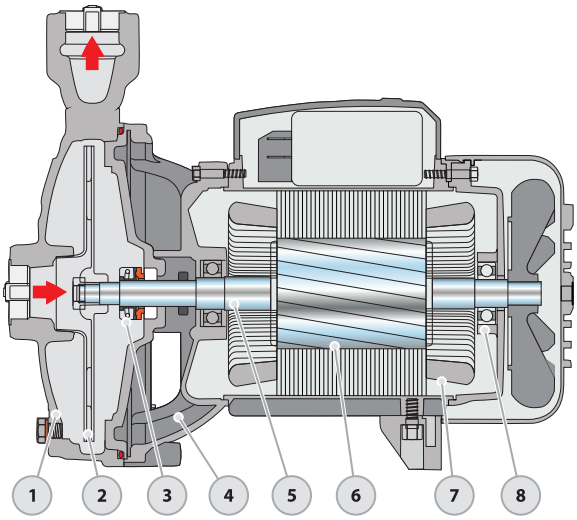

No.	Descrizione/Description Descripción/Description	Materiale/Material Material/Matériel
1	Corpo/Pump Case Cuerpo/Boîtier	Ghisa/Cast Iron Fundición/Fonte
2	Girante/Impeller Impulsor/Roue	AISI 304
3	Tenuta/Seal Cierre/Garniture	Ceramica e Grafite/Ceramic&Carbon Céramica&Grafito/Ceramic & Carbon
4	Connessione/Connection Conexión/Lien	Ghisa/Cast Iron Fundición/Fonte
5	Albero/Shaft Eje/Arbre	AISI 304
6	Rotore/Rotor Rotor/Rotor	Acciaio al Silicio/Silicon Steel Acero al Silicio/Acier Silicium
7	Cablaggio/Wiring Alambrado/Câblage	100% Rame/100% Copper 100% Cobre/100% Cuivre
8	Cuscinetto/Bearing Cojinete/Palier	Cuscinetto a sfera/Ball bearing Bola rodamiento/Roulement bille

QC

DATI TECNICI/TECHNICAL DATA/DATOS TÉCNICOS/DONNÉES TECHNIQUES

60 Hz n=3500 rpm

MODELLO MODEL MODELO MODÈLE		DN	Potenza Power Potencia Puissance		Girante/Impeller Impulsor/Roue	Q=Portata/Delivery/Caudal/Débit											
						GPM 0	5.3	13.2	23.8	31.7	37.0	42.3	50.2	59.5	66.1	79.3	84.6
						m³/h 0	1.2	3	5.4	7.2	8.4	9.6	11.4	13.5	15	18	19.2
						l/min 0	**20**	**50**	**90**	**120**	**140**	**160**	**190**	**225**	**250**	**300**	**320**
1-ph	3-ph	mm	kw	hp		H=Prevalenza/Head/Altura/Hauteur (m)											
QC03m	QC03	25x25	0.25	0.33	★	20	18.5	**15**	8	-	-	-	-	-	-	-	-
QC05m	QC05	25x25	0.37	0.5	★	23	21.5	**17**	8.5	-	-	-	-	-	-	-	-
QC08m	QC08	25x25	0.6	0.8	★	29	26.5	22	**15.5**	10	-	-	-	-	-	-	-
QC10m	QC10	25x25	0.75	1	★	34	32	27	**19**	11	-	-	-	-	-	-	-
QC15Hm	QC15H	25x25	1.1	1.5	★	40	38	34	**27.5**	20.5	15	-	-	-	-	-	-
QC15Mm	QC15M	32x25	1.1	1.5	★	37	35.5	32	**26**	20.5	16	10.5	-	-	-	-	-
QC15Lm	QC15L	40x25	1.1	1.5	★	32	31.5	29.5	25	**20.5**	17	13	7	-	-	-	-
QC20m	QC20	40x25	1.5	2	★	40	38.5	35	30	26	**23**	19.5	14	6.5	-	-	-
QC40-15m	QC40-15	50x40	1.1	1.5	★	30	29.5	28	26	24	23	**21**	19	15	12	3	-
QC40-20m	QC40-20	50x40	1.5	2	★	32	31.5	31	29	27.5	26	24.5	**22**	18	14.5	6.5	2.5

★=Girante in AISI 304/AISI 304 impeller/Impulsor en AISI 304/Roue en AISI 304

QC

CURVA DI PRESTAZIONE/PERFORMANCE CURVE/CURVA DE RENDIMIENTO/COURBE DE PERFORMANCE

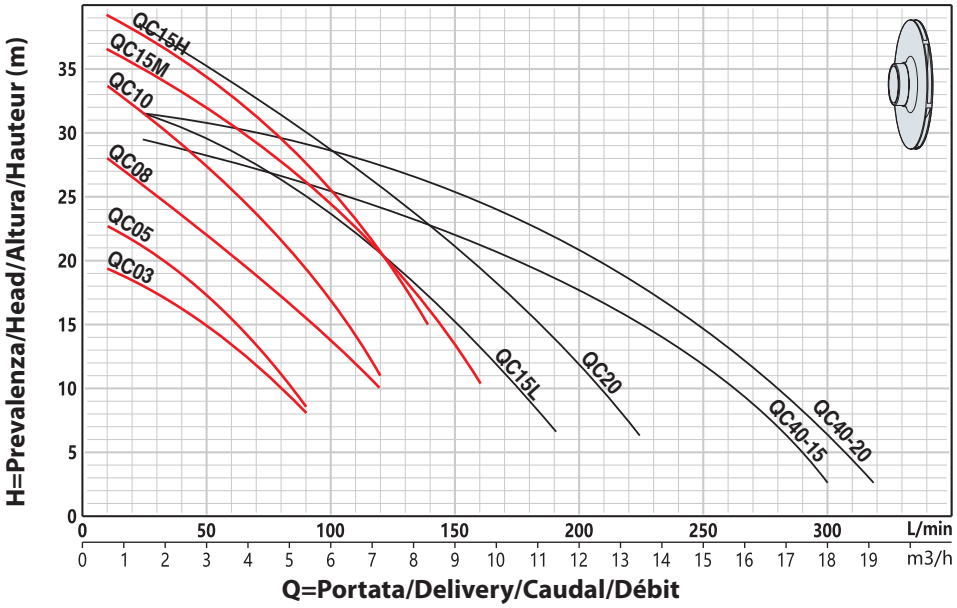

QC

DIMENSIONI E PESO/DIMENSIONS AND WEIGHT/DIMENSIONES Y PESOS/DIMENSIONS ET POIDS

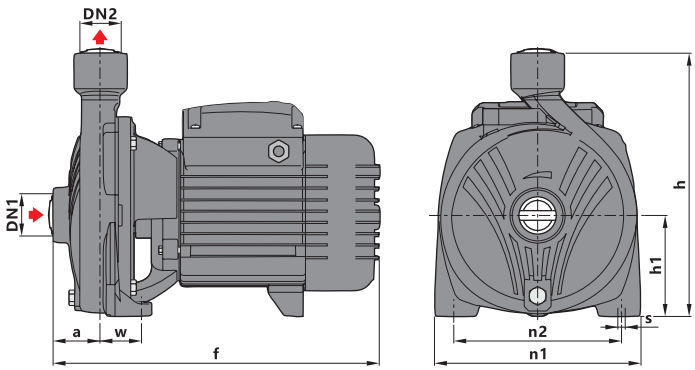

MODELLO MODEL MODELO MODÈLE	DIMENSIONI/DIMENSIONS/DIMENSIONES/DIMENSIONS mm										GW
	DN1	DN2	a	f	w	s	h	h1	n1	n2	Kg
QC03	25	25	40	272	35	ø10.5	210	86	167	127	**8**
QC05	25	25	40	272	35	ø10.5	210	86	167	127	**9**
QC08	25	25	44	302	39	ø9	242	76	188	152	**13**
QC10	25	25	44	302	39	ø9	242	76	188	152	**14**
QC15H	25	25	52	371	28	ø10	260	107	206	148	**22**
QC15M	32	25	52	371	28	ø10	260	107	206	148	**22**
QC15L	40	25	56	375	32	ø10	260	107	206	148	**22**
QC20	40	25	56	375	32	ø10	260	107	206	148	**24**
QC40-15	50	40	56	376	32	ø10	266	107	206	148	**22**
QC40-20	50	40	56	376	32	ø10	266	107	206	148	**24**

NOTES

QUADRA

MADE IN ITALY

www.quadra-italy.com

Clean

Civil

Industry

Agriculture



QCH

Pompa periferica ad alta capacità
Centrifugal pump high capacity
Bomba centrifuga alta capacidad
Pompe centrifuge haute capacité

60 Hz

Clean

Civil

Industry

Agriculture

n ≈ 3500 rpm

QCH

Pompa periferica ad alta capacità
Centrifugal pump high capacity
Bomba centrifuga alta capacidad
Pompe centrifuge haute capacité

DESCRIZIONE/DESCRIPTION
DESCRIPCIONES/DESCRIPTION

Pompa periferica di nuova concezione
Certificata CE ed EAC

New design peripheral pump
Certified with standards CE and EAC

Bomba periférica de nuevo diseño
Certificado con normas CE y EAC

Pompe périphérique de nouvelle conception
Certifié aux normes CE et EAC

RANGE DI POTENZA E PRESTAZIONI
POWER AND PERFORMANCE RANGE
RANGO DE POTENCIA Y PRESTACIONES
PLAGE DE PUISSANCE ET DE PERFORMANCES

HP/KW	0.8÷4 / 0.6÷3
Q	6÷84 m³/h
H	1÷23 m

LIMITI DI UTILIZZO/USING LIMITS
LÍMITES UTILIZACIÓN/UTILISATION LIMITES

Temperatura del liquido tra -10 °C e +80 °C
Temperatura ambiente tra 0 °C e +40 °C
Pressione massima di esercizio 10 bar

Liquid temperature between -10 °C and +80 °C
Ambient temperature between 0 °C and +40°C
Max. working pressure 10 bar

Temperatura del líquido de -10 °C hasta +80 °C
Temperatura ambiente de 0 °C hasta +40°C
Presión máxima en el cuerpo de la bomba 10 bar

Température du liquide entre -10 °C et +80 °C
Température ambiante entre 0 °C et +40 °C
Max. pression de service 10 bar

QCH

DESCRIZIONE MATERIALE/MATERIAL DESCRIPTION
DESCRIPCIÓN DE MATERIAL/DESCRIPTION DU MATÉRIEL

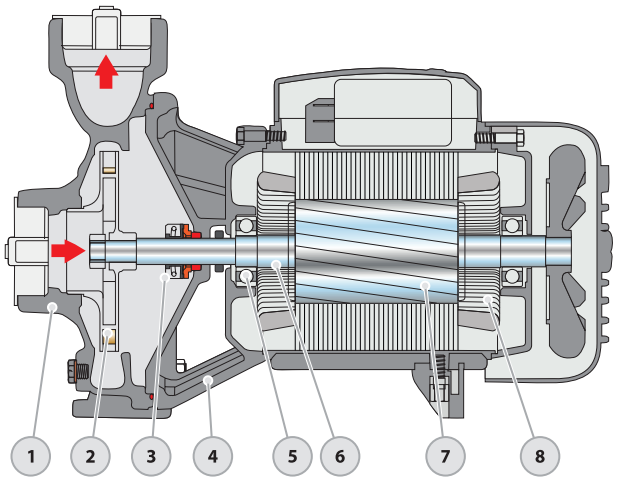

No.	Descrizione/Description Descripción/Description	Materiale/Material Material/Matériel
1	Corpo/Pump Case Cuerpo/Boîtier	Ghisa/Cast Iron Fundición/Fonte
2	Girante/Impeller Impulsor/Roue	Ottone/Brass Latón/Laiton
3	Tenuta/Seal Cierre/Garniture	Ceramica e Grafite/Ceramic&Carbon Cérámica&Grafito/Ceramic & Carbon
4	Connessione/Connection Conexión/Lien	Ghisa/Cast Iron Fundición/Fonte
5	Cuscinetto/Bearing Cojinete/Palier	Cuscinetto a sfera/Ball bearing Bola rodamiento/Roulement bille
6	Albero/Shaft Eje/Arbre	AISI 304
7	Rotore/Rotor Rotor/Rotor	Acciaio al Silicio/Silicon Steel Acero al Silicio/Acier Silicium
8	Cablaggio/Wiring Alambrado/Câblage	100% Rame/100% Copper 100% Cobre/100% Cuivre

QCH

DATI TECNICI/TECHNICAL DATA/DATOS TÉCNICOS/DONNÉES TECHNIQUES

60 Hz n=3500 rpm

MODELLO MODEL MODELO MODÈLE 1-ph	3-ph	DN mm	Potenza Power Potencia Puissance kw	hp	Girante/Impeller Impulsor/Roue	Q=Portata/Delivery/Caudal/Débit											
						GPM 0	26	53	85	112	127	137	185	225	238	344	370
						m³/h 0	6	12	19.2	25.5	28.8	31.2	42	51	54	78	84
						l/min 0	**100**	**200**	**320**	**425**	**480**	**520**	**700**	**850**	**900**	**1300**	**1400**
						H=Prevalenza/Head/Altura/Hauteur (m)											
QCH08Bm	QCH08B	40x40	0.6	0.8	★	19.5	15	**9.5**	1.5	-	-	-	-	-	-	-	-
QCH10Bm	QCH10B	40x40	0.75	1	★	21	16.5	**11**	3.5	-	-	-	-	-	-	-	-
QCH08Am	QCH08A	50x50	0.6	0.8	★	12.5	12	**10.5**	8	4.5	-	-	-	-	-	-	-
QCH10Am	QCH10A	50x50	0.75	1	★	15	14	11.5	**8**	4	3	-	-	-	-	-	-
QCH15Bm	QCH15B	50x50	1.1	1.5	★	16	15	13	**9**	4.5	3.6	-	-	-	-	-	-
QCH15Am	QCH15A	50x50	1.1	1.5	★	20	19	17	**13**	5.5	4	-	-	-	-	-	-
QCH20Am	QCH20A	50x50	1.5	2	★	24.5	23	21	**16**	9	7.5	4.5	-	-	-	-	-
QCH15Cm	QCH15C	80x80	1.1	1.5	★	14.5	14	13	11	9	**8.5**	8	5	2	-	-	-
QCH15C-Em	QCH15C-E	100x100	1.1	1.5	★	14.5	14	13	11	9	**8.5**	8	5	2	-	-	-
QCH20Bm	QCH20B	80x80	1.5	2	★	16.5	16	15	13.5	11.5	11	**10.2**	7	3.5	5	-	-
QCH20B-Em	QCH20B-E	100x100	1.5	2	★	16.5	16	15	13.5	11.5	11	**10.2**	7	3.5	5	-	-
QCH30m	QCH30	80x80	2.2	3	★	15.5	15.5	15	14.5	13.5	13.3	13	**11**	9.2	8.5	1	-
QCH30-Em	QCH30-E	100x100	2.2	3	★	15.5	15.5	15	14.5	13.5	13.3	13	**11**	9.2	8.5	1	-
QCH40m	QCH40	80x80	3	4	★	19.5	19.5	19	18	17	16.7	16.3	14.5	**12.5**	12	4.5	2
QCH40-Em	QCH40-E	100x100	3	4	★	19.5	19.5	19	18	17	16.7	16.3	14.5	**12.5**	12	4.5	2

★=Girante in ottone/Brass impeller/Impulsor en latón/Roue en laiton

QCH

CURVA DI PRESTAZIONE/PERFORMANCE CURVE/CURVA DE RENDIMIENTO/COURBE DE PERFORMANCE

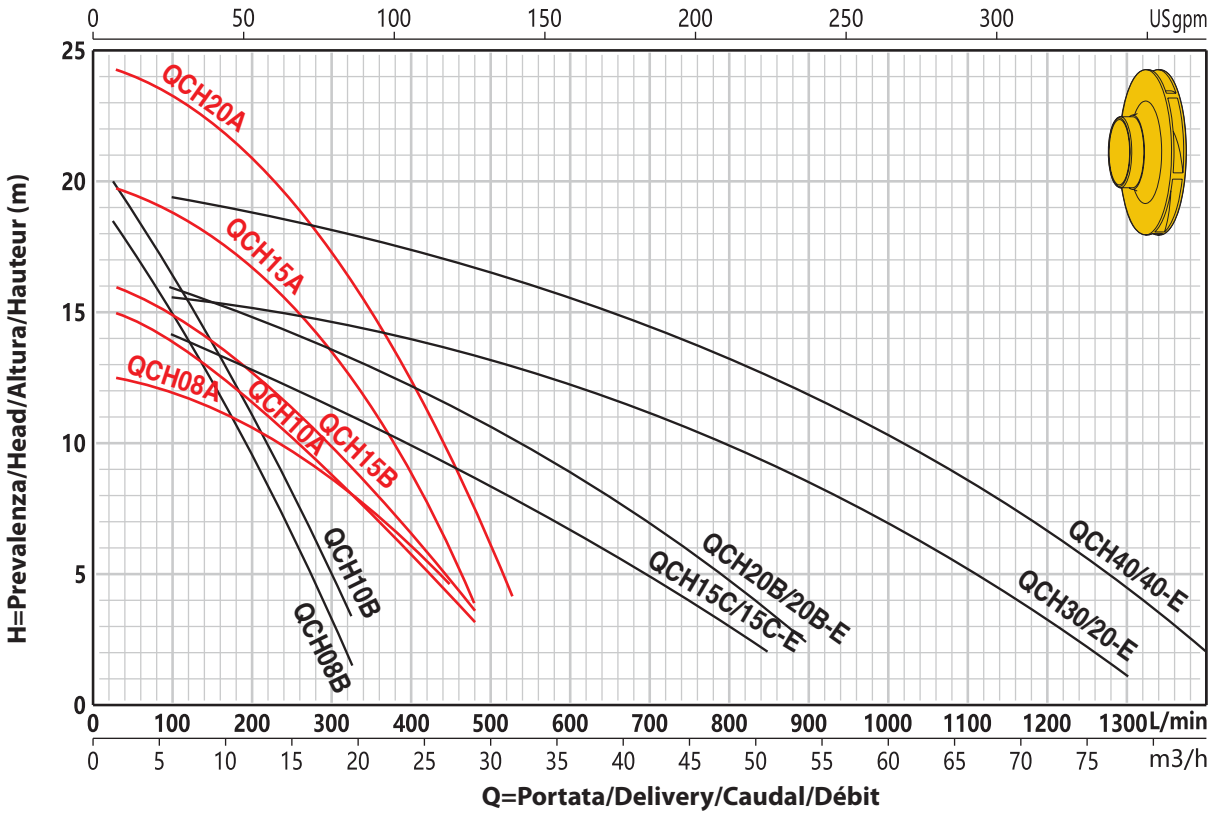

NOTES

QUADRA

MADE IN ITALY

www.quadra-italy.com

Clean

Civil

Industry

Agriculture



QCT

Pompa centrifuga con attacco filettato
Thread port centrifugal pump
Bomba centrífuga roscada
Pompe centrifuge à orifice fileté

60 Hz

Clean

Civil

Industry

Agriculture

Pompa centrifuga con attacco filettato
Thread port centrifugal pump
Bomba centrífuga roscada
Pompe centrifuge à orifice fileté

DESCRIZIONE/DESCRIPTION DESCRIPCIONES/DESCRIPTION

Pompe centrifughe a singola girante ed attacco filettato
Adatta per soddisfare qualsiasi necessità di portata
Motore ad alta efficienza IE3, con protezione IP55 classe F
Girante in ottone o in ghisa
Ingresso e mandata con filetto G20
Cuscinetti NSK di qualità, tenuta meccanica resistente all'usura

Single impeller centrifugal pumps in thread port design
Suitable to cover any capacity request
IE3 high efficient motor, with protection IP55 class F
Impeller in brass or cast iron
Suction and discharge port in G20 thread
Quality NSK bearing, wear resistance mechanical seal

Bombas centrífugas de impulsor simple en diseño
Adecuado para cubrir cualquier solicitud de capacidad
Motor de alta eficiencia IE3, con protección IP55 clase F
Impulsor en latón o hierro fundido
Puerto de succión y descarga en rosca G20
Rodamiento de marca NSK y cierre mecánico personalizado

Pompes centrifuges à une roue en version orifice fileté
Convient pour couvrir toute demande de capacité
Moteur haute efficacité IE3, avec protection IP55 classe F
Roue en laiton ou en fonte
Orifice d'aspiration et de refoulement en filetage G20
Roulement NSK qualité, joint mécanique de résistance à l'usure

RANGE DI POTENZA E PRESTAZIONI
POWER AND PERFORMANCE RANGE
RANGO DE POTENCIA Y PRESTACIONES
PLAGE DE PUISSANCE ET DE PERFORMANCES

HP/KW	1÷25 / 0.75÷18.5
Q	6÷138 m³/h
H	3÷74,5 m

LIMITI DI UTILIZZO/USING LIMITS LÍMITES UTILIZACIÓN/UTILISATION LIMITES

Temperatura del liquido tra -10 °C e +120 °C
Temperatura ambiente tra -10 °C and +50°C
Pressione massima di esercizio 16 bar
Servizio continuo S1

Liquid temperature between -10 °C and +120 °C
Ambient temperature between -10 °C and +50°C
Max. working pressure 16 bar
Continuous service S1

Temperatura del líquido de -10 °C hasta +120 °C
Temperatura ambiente de -10 °C hasta +50°C
Presión máxima en el cuerpo de la bomba 16 bar
Funcionamiento continuo S1

Température du liquide entre -10 °C et +120 °C
Température ambiante entre -10 °C et +50 °C
Max. pression de service 16 bar
Service continu S1

APPLICAZIONI/APPLICATIONS/APLICACIONES/APPLICATIONS

L'elevata efficienza e la capacità di funzionamento continuo rendono queste pompe ideali per attività quali irrigazione a pioggia e a scorrimento, prelievo d'acqua da laghi, fiumi e pozzi, oppure per numerose applicazioni industriali in cui sono richieste alte portate e prevalenze medio-basse. Adatte all'uso in ambito civile e agricolo.

The high efficiency and continuous duty capabilities makes these pumps ideal for use in activities such as flood and spray irrigation, drawing water from lakes, rivers and wells, or for any number of different industrial applications where the characteristics of high flow rates and mid to low head are required. Suitable for use in civil and agricultural applications.

La alta eficiencia y las capacidades de servicio continuo hacen que estas bombas sean ideales para su uso en actividades como riego por inundación y rociado, extracción de agua de lagos, ríos y pozos, o para cualquier número de aplicaciones industriales diferentes donde las características de caudales altos y medios a bajos Se requieren cabezales.

Le rendement élevé et les capacités de service continu rendent ces pompes idéales pour une utilisation dans des activités telles que l'irrigation par inondation et par pulvérisation, puisant de l'eau dans les lacs, les rivières et les puits, ou pour un certain nombre d'applications industrielles différentes où les caractéristiques des débits élevés et moyens à faibles la tête sont nécessaires.

QCT

DATI TECNICI/TECHNICAL DATA/DATOS TÉCNICOS/DONNÉES TECHNIQUES

60 Hz n=3500 rpm

MODELLO MODEL MODELO MODÈLE QCT	Phases 1-ph	Phases 3-ph	DN mm	Potenza Power Potencia Puissance kw	hp	Q=Portata/Delivery/Caudal/Débit l/min	0	100	150	200	250	300	350	400	500	600	700	800	900	1000	1100	1200	1400	1500	1800	2000	2300
						m³/h	0	6	9	12	15	18	21	24	30	36	42	48	54	60	66	72	84	90	108	120	138
						H=Prevalenza/Head/Altura/Hauteur (m)																					
5B	•	•	50x50	0.75	1		17.9	16.4	16.5	15	14	13.5	11.4	9.5	5	-	-	-	-	-	-	-	-	-	-	-	-
5BM	•	•	50x50	1.1	1.5		20.2	19.2	19	18	17	16	14	12	7.5	-	-	-	-	-	-	-	-	-	-	-	-
5AM	•	•	50x50	1.5	2		22.5	22	21.5	21	20	18.5	16.6	14.5	10	-	-	-	-	-	-	-	-	-	-	-	-
220C	•	•	50x50	2.2	3		32	31	30.5	30	29	28	26	24	21	-	-	-	-	-	-	-	-	-	-	-	-
220B	•	•	50x50	3	4		38	37	36.5	36	34.8	33.5	31.2	29	25	-	-	-	-	-	-	-	-	-	-	-	-
220A	-	•	50x50	4	5.5		49	48	47	46	44.8	43.5	41.5	39.5	36	-	-	-	-	-	-	-	-	-	-	-	-
680C	-	•	50x50	4	5.5		52	51	50.8	50.3	49	47.5	45	43	40	-	-	-	-	-	-	-	-	-	-	-	-
680B	-	•	50x50	5.5	7.5		61	60	59.5	59	58.5	57	55	52.5	50	-	-	-	-	-	-	-	-	-	-	-	-
680A	-	•	50x50	7.5	10		75	74.5	74.3	74	73.5	72.5	71	68.5	65	60	-	-	-	-	-	-	-	-	-	-	-
6C	•	•	80x80	1.1	1.5		11.9	-	-	11.7	11.5	11.3	11	10.7	10.2	9.2	8	6.7	5	3	-	-	-	-	-	-	-
6B	•	•	80x80	1.5	2		14.7	-	-	14.5	14.3	14	13.8	13.5	12.8	12	11	9.7	8.2	6.7	5	-	-	-	-	-	-
6A ★	•	•	80x80	2.2	3		18.5	-	-	18.1	18	17.8	17.5	17.2	16.8	16	15	13.8	12.2	10.5	8.3	6	-	-	-	-	-
6H ★	-	•	80x80	3	4		21.5	-	-	21	20.9	20.7	20.4	20	19.5	18.8	17.8	16.5	15	13.5	11.2	9	-	-	-	-	-
560C ★	-	•	80x80	4	5.5		25	-	-	-	-	-	-	-	-	24.1	24	22.5	21.3	19.8	18.3	16.8	12.8	-	-	-	-
560B ★	-	•	80x80	5.5	7.5		32	-	-	-	-	-	-	-	-	30.6	30	28	26.6	24.8	22.7	20.5	14.8	-	-	-	-
560A ★	-	•	80x80	7.5	10		40	-	-	-	-	-	-	-	-	38	37	36	34.4	32.6	30.8	29	24	21	-	-	-
8C	•	•	100x100	2.2	3		18.5	-	-	18.1	18	17.8	17.5	17.2	16.8	16	15	13.8	12.2	10.5	8.3	6	-	-	-	-	-
8B	-	•	100x100	3	4		21.5	-	-	21	20.9	20.7	20.4	20	19.5	18.8	17.8	16.5	15	13.5	11.2	9	-	-	-	-	-
8A	-	•	100x100	4	5.5		24.5	-	-	24	23.8	23.5	23.3	23	22.5	21.8	20.8	19.5	18.3	16.8	15	13	-	-	-	-	-
625B ★	-	•	100x100	5.5	7.5		23	-	-	-	-	-	-	-	-	-	-	21.3	20.9	20.3	19.7	19	17.5	16.7	13.7	-	-
625A ★	-	•	100x100	7.5	10		27	-	-	-	-	-	-	-	-	-	-	26	25.6	25.2	24.8	24.5	23	22.5	20	18	-
660D ★	-	•	100x100	9.2	12.5		33	-	-	-	-	-	-	-	-	-	-	-	31.5	31	30.5	30	28	27.1	24	21.5	-
660C ★	-	•	100x100	11	15		36	-	-	-	-	-	-	-	-	-	-	-	34.5	34	33.5	33	31.5	30.8	28	25.5	-
660B ★	-	•	100x100	15	20		42	-	-	-	-	-	-	-	-	-	-	-	41	40.7	40.4	40	38.5	37.8	35	33	29.5
660A ★	-	•	100x100	18.5	25		49	-	-	-	-	-	-	-	-	-	-	-	48	47.7	47.4	47	46	45	42	41	37

★=Girante in ghisa/Cast iron impeller/Impulsor en fundición/Roue en fonte

QCT

CURVA DI PRESTAZIONE/PERFORMANCE CURVE/CURVA DE RENDIMIENTO/COURBE DE PERFORMANCE

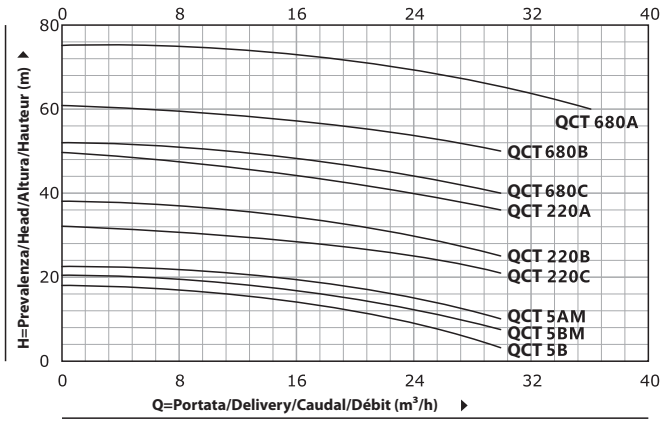

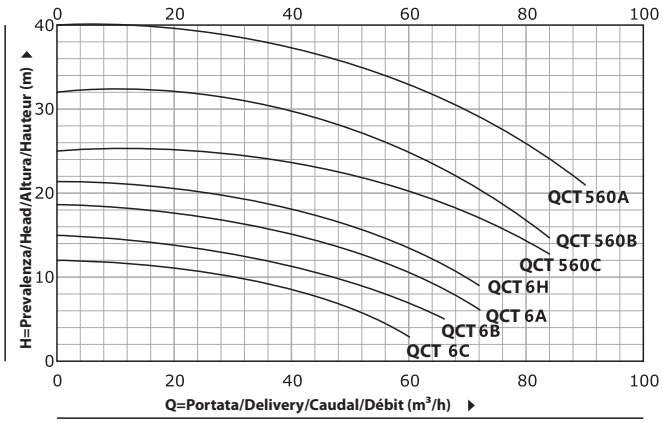

QCT

CURVA DI PRESTAZIONE/PERFORMANCE CURVE/CURVA DE RENDIMIENTO/COURBE DE PERFORMANCE

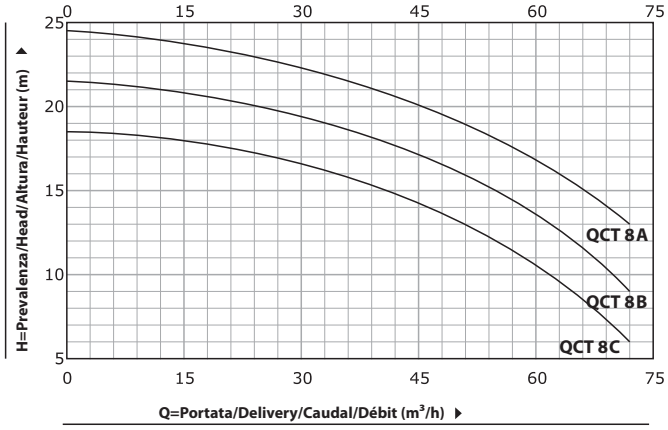

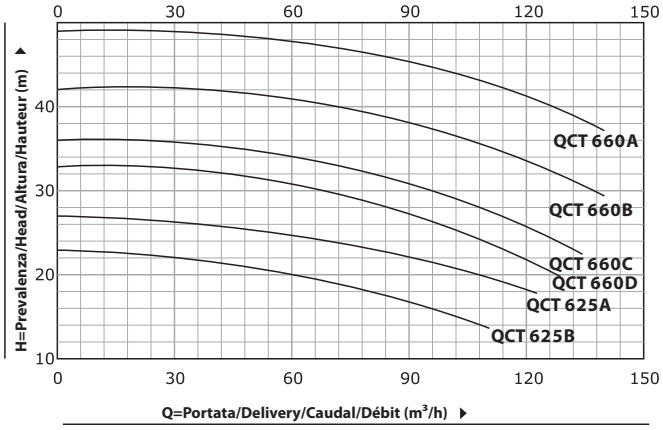

QCT

DESCRIZIONE MATERIALE/MATERIAL DESCRIPTION/DESCRIPCIÓN DE MATERIAL/DESCRIPTION DU MATÉRIEL

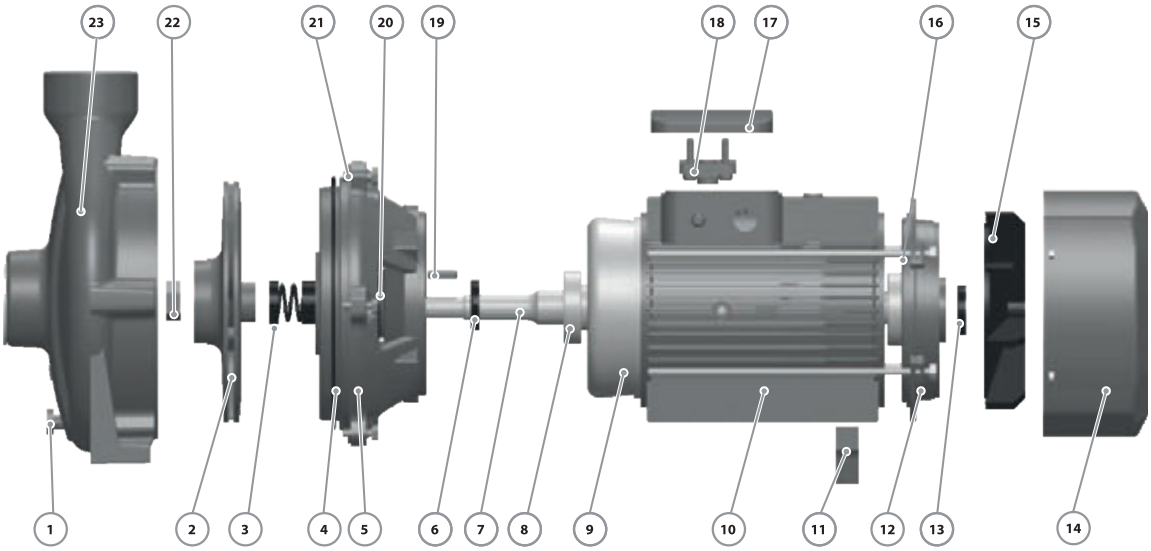

No.	Descrizione/Description Descripción/Description	Materiale/Material Material/Matériel
1	Valvola di sicurezza Release valve Tapón Cebado Soupape de décharge	Ottone Brass Bronce Laiton
2	Girante Impeller Impulsor Roue	Ottone Brass Bronce Laiton
3	Tenuta meccanica Mechanical Seal Cierre Mecánico Sceller	SiC-Grafite-AISI 304 SiC-Carbon-AISI 304 SiC-Grafito-AISI 304 SiC-Carbon-AISI 304
4	Guarnizione O-ring Junta Tórica Joint Torique	Gomma Rubber Caucho Caoutchouc
5	Connessione Connection Conexión Lien	Ghisa Cast Iron Fundición Fonte
6	Tenuta rinforzata Reinforced Seal Sello Reforzado Sceller	Gomma Rubber Caucho Caoutchouc
7	Albero Shaft Eje Arbre	AISI 304 - Acciaio C45 AISI 304 – C45 Steel AISI 304 – Acero C45 AISI 304 – Acier C45
8	Cuscinetto Bearing Cojinete Palier	Cuscinetto a sfera Ball bearing Bola rodamiento Roulement bille

No.	Descrizione/Description Descripción/Description	Materiale/Material Material/Matériel
9	Statore/Rotore Wound Stator/Rotor Estator/Rotor Stator/Rotor	Acciaio al silicio/Rame Silicon Steel-Copper Acero Silicio-Cobre Acier Silicium-Cuivre
10	Corpo motore Motor Case Cuerpo Motor Boitier Moteur	Alluminio Aluminium Aluminio Aluminium
11	Piede supporto Support Foot Soporte Pie Pied Support	Plastica Plastic Plástico Plastique
12	Chiusura motore Back Cover Tapa Trasera Capot Arrière	Ghisa Cast Iron Fundición Fonte
13	Tenuta rinforzata Reinforced Seal Sello Reforzado Sceller	Gomma Rubber Caucho Caoutchouc
14	Cover ventola Fan Cover Tapa Capot	Alluminio Aluminium Aluminio Aluminium
15	Ventola Fan Ventilador Ventilateur	Plastica Plastic Plástico Plastique
16	Prigionieri Through Bolt Perno Boulon	Acciaio Steel Acero Acier

No.	Descrizione/Description Descripción/Description	Materiale/Material Material/Matériel
17	Scatola morsettiera Terminal Box Caja Bornas Boîte Bornes	Alluminio Aluminium Aluminio Aluminium
18	Morsettiera Terminal Board Tablero Bornas Bornier	Plastica Plastic Plástico Plastique
19	Chiavetta Girante Impeller Key Chaveta Clé	Ferro Iron Hierro Le fer
20	Deflettore Water Deflector Deflector Déflecteur	Gomma Rubber Caucho Caoutchouc
21	Bullone di connessione Connection Bolt Perno Boulon de connexion	Acciaio Steel Acero Acier
22	Dado Girante Impeller Nut Nuez Noix	Acciaio Galvanizzato Galvanized Steel Acero Galvanizado Acier Galvanisé
23	Corpo pompa Pump Case Cuerpo de bomba Boîtier de pompe	Ghisa Cast Iron Fundición Fonte

QCT

DIMENSIONI E PESO/DIMENSIONS AND WEIGHT/DIMENSIONES Y PESOS/DIMENSIONS ET POIDS

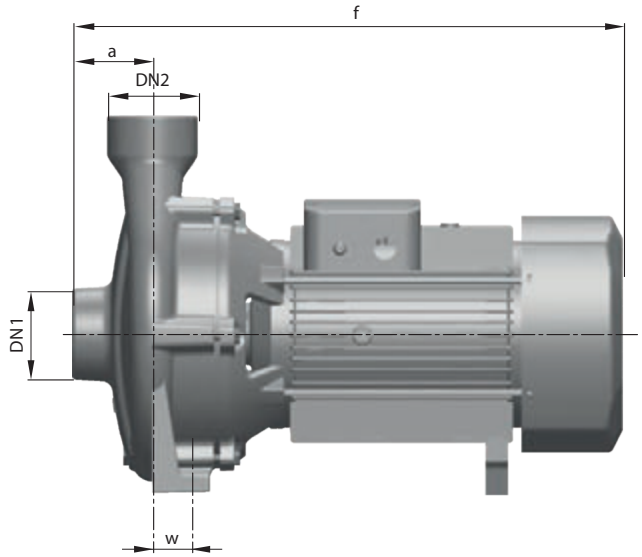

MODELLO/MODEL MODELO/MODÈLE	Phases		DIMENSIONI/DIMENSIONS/DIMENSIONES/DIMENSIONS mm											kg	
QCT	1-ph	3-ph	DN1	DN2	a	f	h	h1	h2	n	n1	w	s	1-ph	3-ph
5B	•	•	50	50	51	398	265	105	160	206	160	1	11	18	17
5BM	•	•	50	50	51	398	265	105	160	206	160	1	11	19.9	18.9
5AM	•	•	50	50	51	398	265	105	160	206	160	1	11	21.9	20.9
220C	•	•	50	50	75	472	322	132	190	245	165	40	14	29.5	28.5
220B	•	•	50	50	75	472	322	132	190	245	165	40	14	-	32.3
220A	-	•	50	50	75	472	322	132	190	245	165	40	14	-	41
680C	-	•	50	50	75	535	335	140	195	273	190	40	14	-	42
680B	-	•	50	50	75	535	335	140	195	273	190	40	14	-	47
680A	-	•	50	50	75	535	335	140	195	273	190	40	14	-	51
6C	•	•	80	80	68	435	317	120	197	240	190	6	12	25	24
6B	•	•	80	80	68	435	317	120	197	240	190	6	12	26.5	25.5
6A	•	•	80	80	68	435	317	120	197	240	190	6	12	27.7	26.7
6H	-	•	80	80	68	435	317	120	197	240	190	6	12	-	35
560C	-	•	80	80	79	578	372	163	209	263	212	32	16	-	52
560B	-	•	80	80	79	578	372	163	209	263	212	32	16	-	64
560A	-	•	80	80	79	578	372	163	209	263	212	32	16	-	71
8C	•	•	100	100	70	482	322	120	202	245	190	30	14	31	30
8B	-	•	100	100	70	482	322	120	202	245	190	30	14	-	35
8A	-	•	100	100	70	482	322	120	202	245	190	30	14	-	40
625B	-	•	100	100	85	593	373	163	210	267	212	32	16	-	68
625A	-	•	100	100	85	593	373	163	210	267	212	32	16	-	74
660D	-	•	100	100	85	605	415	186	229	305	222	49	16	-	90
660C	-	•	100	100	85	605	415	186	229	305	222	49	16	-	106
660B	-	•	100	100	85	605	415	186	229	305	222	49	16	-	134
660A	-	•	100	100	85	605	415	186	229	305	222	49	16	-	155

NOTES

QUADRA

MADE IN ITALY

www.quadra-italy.com

Clean

Civil

Industry

Agriculture



QC2

Pompa centrifuga a doppia girante
Double impeller centrifugal pump
Bomba centrifuga con doble impulsores
Pompe centrifuge à double roue

60 Hz

Clean

Civil

Industry

Agriculture

n ≈ 3500 rpm

QC2

Pompa centrifuga a doppia girante
Double impeller centrifugal pump
Bomba centrífuga con doble impulsores
Pompe centrifuge à double roue

DESCRIZIONE/DESCRIPTION
DESCRIPCIONES/DESCRIPTION

Gamma completa di pompe a doppia girante in ottone
Corpo pompa in acciaio legato ad alta resistenza EN-GJS-500-7
Motore ad alta efficienza IE3, con protezione IP55 classe F
Albero in acciaio inox AISI 304
Cuscinetti NSK di qualità, tenuta meccanica resistente all'usura
Utilizzato per qualsiasi esigenza di alta pressione

Complete range of double brass impeller pumps
Pump case with high-strength alloy steel EN-GJS-500-7
IE3 high efficient motor, with protection IP55 class F
Shaft in stainless steel AISI 304
Quality NSK bearing, wear resistance mechanical seal
Used for any high pressure requirement

Gama completa de bomba doble impulsor de latòn
Caja de bomba con acero aleado de alta resistencia EN-GJS-500-7
Motor de alta eficiencia IE3, con protección IP55 clase F
Eje en acero inoxidable 304
Rodamiento de marca NSK y cierre mecánico personalizado
Se utiliza para cualquier requisito de alta presión.

Gamme complète de pompes à double roue en laiton
Carter de pompe en acier allié haute résistance EN-GJS-500-7
Moteur haute efficacité IE3, avec protection IP55 classe F
Arbre en acier inoxydable 304
Roulement NSK qualité, joint mécanique de résistance à l'usure
Utilisé pour toute exigence de haute pression

RANGE DI POTENZA E PRESTAZIONI
POWER AND PERFORMANCE RANGE
RANGO DE POTENCIA Y PRESTACIONES
PLAGE DE PUISSANCE ET DE PERFORMANCES

HP/KW	1.5÷30 / 1.1÷22
Q	2.4÷27 m³/h
H	22÷155 m

LIMITI DI UTILIZZO/USING LIMITS
LÍMITES UTILIZACIÓN/UTILISATION LIMITES

Temperatura del liquido tra -10 °C e +120 °C
Temperatura ambiente tra 0 °C e +50 °C
Pressione massima di esercizio 20 bar
Servizio continuo S1

Liquid temperature between -10 °C and +120 °C
Ambient temperature between 0 °C and +50°C
Max. working pressure 20 bar
Continuous service S1

Temperatura del líquido de -10 °C hasta +120 °C
Temperatura ambiente de 0 °C hasta +50°C
Presión máxima en el cuerpo de la bomba 20 bar
Funcionamiento continuo S1

Température du liquide entre -10 °C et +120 °C
Température ambiante entre 0 °C et +50 °C
Max. pression de service 20 bar
Service continu S1

CODICE MODELLO/MODEL CODE
CÓDIGO MODELO/CODE MODÈLE

Esempio/For example/Por ejemplo/Par exemple

QC2 40-210/75

75= Potenza nominale (kw) x10
Rated power (kw)x10
Potencia nominal (kw)x10
Puissance nominale (kw) x10

210= Dimensioni nominali della girante (mm)
Nominal impeller size (mm)
Tamaño nominal del impulsor (mm)
Taille nominale de la roue (mm)

40= Dimensioni mandata (mm)
Discharge size (mm)
Tamaño de descarga (mm)
Taille de décharge (mm)

QC2 = Pompa centrifuga a doppia girante
Double impeller centrifugal pump
Bomba centrífuga con doble impulsores
Pompe centrifuge à double roue

QC2

DATI TECNICI/TECHNICAL DATA/DATOS TÉCNICOS/DONNÉES TECHNIQUES

60 Hz n=3500 rpm

MODELLO MODEL MODELO MODÈLE QC2	Phases 1-ph	Phases 3-ph	DN mm	Potenza Power Potencia Puissance kw	hp	Q=Portata/Delivery/Caudal/Débit l/min	0	40	50	60	70	80	90	100	110	120	140	160	180	200	250	300	350	400	450
						m³/h	0	2.4	3	3.6	4.2	4.8	5.4	6	6.6	7.2	8.4	9.6	10.8	12	15	18	21	24	27
						H=Prevalenza/Head/Altura/Hauteur (m)																			
25-140/11	•	•	32x25	1.1	1.5		54	47.5	44.5	41	37	33	28	22	-	-	-	-	-	-	-	-	-	-	-
25-160/11	•	•	32x25	1.1	1.5		47	44	42	40	38	35	33	30	27	24	-	-	-	-	-	-	-	-	-
25-160/15	•	•	32x25	1.5	2		58	54	53	51	49	47	45	43	40	37	30	-	-	-	-	-	-	-	-
25-160/22	•	•	32x25	2.2	3		68	64.5	63	62	60	58	56	54	51	48	41	32	-	-	-	-	-	-	-
32-200/30	•	•	40x32	3	4		70	-	-	-	-	63	62	60.5	59	57	55	52	49.5	46.5	36	-	-	-	-
32-200/40	-	•	40x32	4	5.5		85	-	-	-	-	77	76	75	74	72	69	66	62	58	49	-	-	-	-
32-210/55	-	•	50x32	5.5	7.5		94	-	-	-	-	91	90	89	87	85	83	79	75	70	56	-	-	-	-
32-210/75	-	•	50x32	7.5	10		112	-	-	-	-	110	109	108	107	105	102	99	94	89	74	-	-	-	-
40-210/55	-	•	50x40	5.5	7.5		94	-	-	-	-	91	90	89	87	85	83	79	75	70	56	-	-	-	-
40-210/75	-	•	50x40	7.5	10		112	-	-	-	-	110	109	108	107	105	102	99	94	89	74	-	-	-	-
50-180/40	-	•	50x50	4	5.5		62	-	-	-	-	59	58	57	56	55	55	50	48	44	36	31	23	-	-
50-180/55	-	•	50x50	5.5	7.5		72	-	-	-	-	69	68	67	66	65	65	60	58	54	46	41	33	-	-
50-180/75	-	•	50x50	7.5	10		84	-	-	-	-	81	80	79	78	76	75	72	72	66	58	53	45	-	-
40-200/92	-	•	50x40	9.2	12.5		97	-	-	-	-	-	-	-	-	-	91.5	91	90	88	85	80	74	68	61
40-200/110	-	•	50x40	11	15		105	-	-	-	-	-	-	-	-	-	100	99	98	97	93	88	83	76	69
50-200/92	-	•	50x50	9.2	12.5		97	-	-	-	-	-	-	-	-	-	91.5	91	90	88	85	80	74	68	61
50-200/110	-	•	50x50	11	15		105	-	-	-	-	-	-	-	-	-	100	99	98	97	93	88	83	76	69
40-250/130	-	•	50x40	13	17.5		120	-	-	-	-	-	-	-	-	-	114	113	112	110	107	103	98	91	82
40-250/150	-	•	50x40	15	20		130	-	-	-	-	-	-	-	-	-	124	123	122	120	117	113	108	102	92
40-250/185	-	•	50x40	18.5	25		145	-	-	-	-	-	-	-	-	-	139	138	137	136	131	126	121	114	107
40-250/220	-	•	50x40	22	30		160	-	-	-	-	-	-	-	-	-	155	153	152	151	146	141	135	130	122
50-250/130	-	•	50x50	13	17.5		120	-	-	-	-	-	-	-	-	-	114	113	112	110	107	103	98	91	82
50-250/150	-	•	50x50	15	20		130	-	-	-	-	-	-	-	-	-	124	123	122	120	117	113	108	102	92
50-250/185	-	•	50x50	18.5	25		145	-	-	-	-	-	-	-	-	-	139	138	137	136	131	126	121	114	107
50-250/220	-	•	50x50	22	30		160	-	-	-	-	-	-	-	-	-	155	153	152	151	146	141	135	130	122

QC2

CURVA DI PRESTAZIONE/PERFORMANCE CURVE/CURVA DE RENDIMIENTO/COURBE DE PERFORMANCE

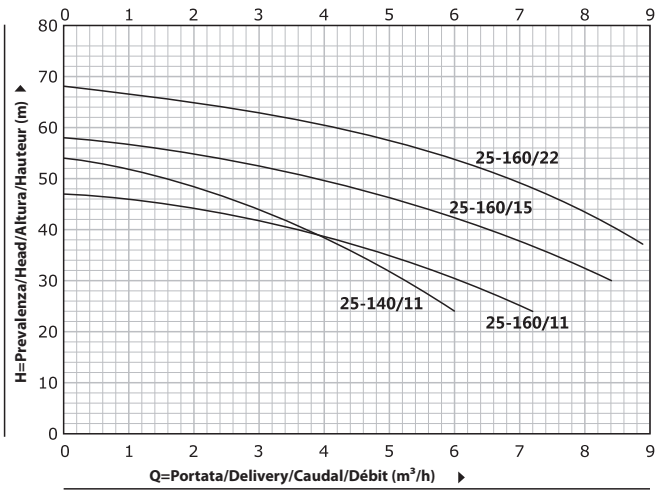

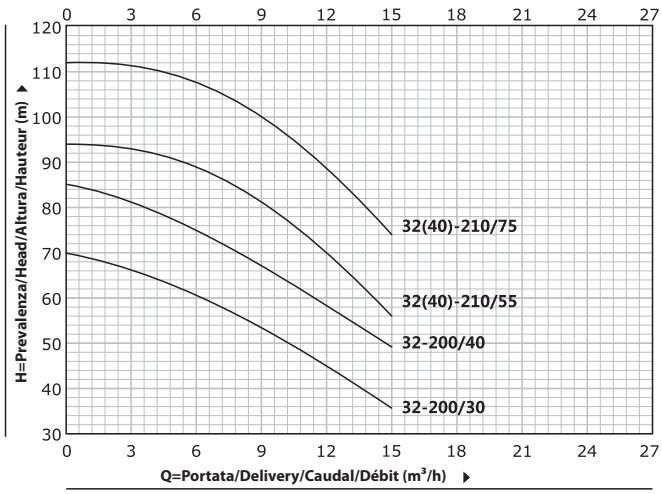

QC2

CURVA DI PRESTAZIONE/PERFORMANCE CURVE/CURVA DE RENDIMIENTO/COURBE DE PERFORMANCE

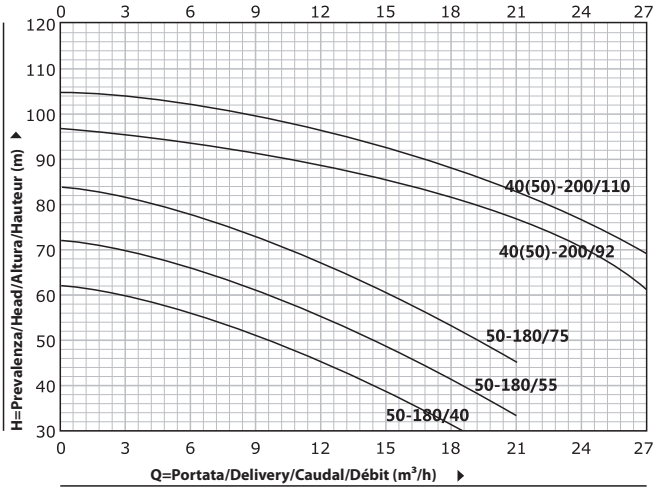

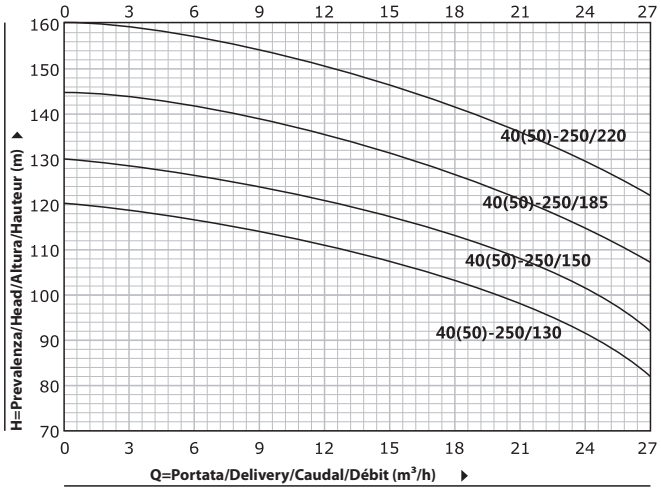

QC2

DESCRIZIONE MATERIALE/MATERIAL DESCRIPTION/DESCRIPCIÓN DE MATERIAL/DESCRIPTION DU MATÉRIEL

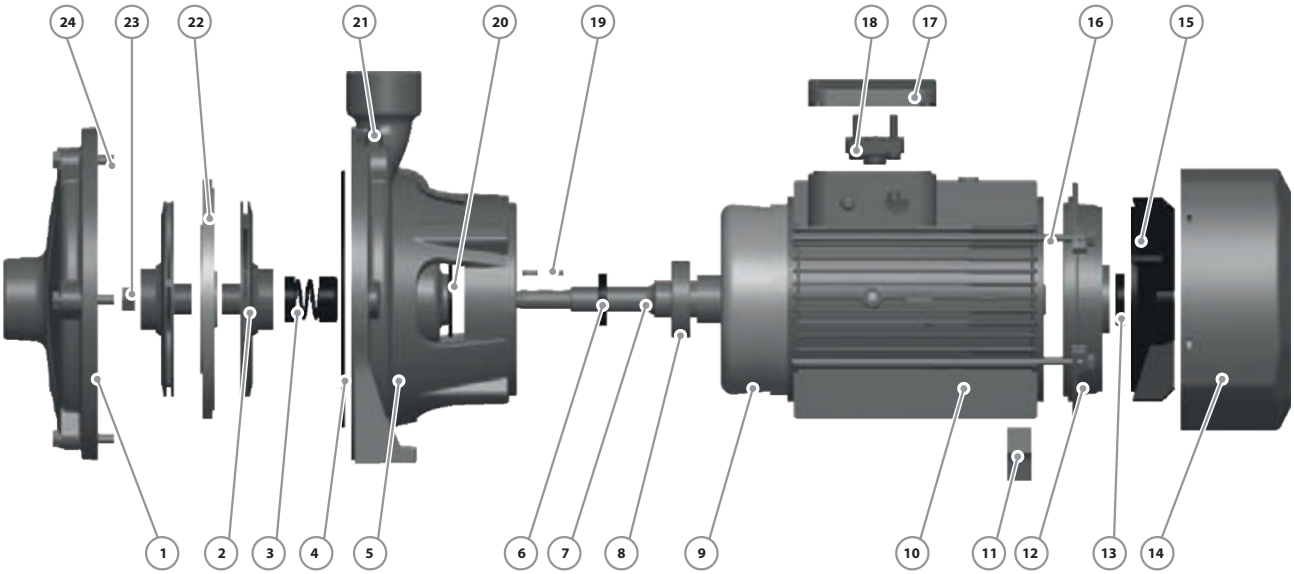

No.	Descrizione/Description Descripción/Description	Materiale/Material Material/Matériel
1	Corpo pompa Pump Case Cuerpo de bomba Boîtier de pompe	Ghisa Cast Iron Fundición Fonte
2	Girante Impeller Impulsor Roue	Ottone Brass Laton Laiton
3	Tenuta meccanica Mechanical Seal Cierre Mecánico Sceller	SiC-Grafite-AISI 304 SiC-Carbon-AISI 304 SiC-Grafito-AISI 304 SiC-Carbon-AISI 304
4	Guarnizione O-ring Junta Tórica Joint Torique	Gomma Rubber Caucho Caoutchouc
5	Connessione Connection Conexión Lien	Ghisa Cast Iron Fundición Fonte
6	Tenuta rinforzata Reinforced Seal Sello Reforzado Sceller	Gomma Rubber Caucho Caoutchouc
7	Albero Shaft Eje Arbre	AISI 304 - Acciaio C45 AISI 304 – C45 Steel AISI 304 – Acero C45 AISI 304 – Acier C45
8	Cuscinetto Bearing Cojinete Palier	Cuscinetto a sfera Ball bearing Bola rodamiento Roulement bille

No.	Descrizione/Description Descripción/Description	Materiale/Material Material/Matériel
9	Statore/Rotore Wound Stator/Rotor Estator/Rotor Stator/Rotor	Acciaio al silicio/Rame Silicon Steel-Copper Silicio-Cobre Silicium-Cuivre
10	Corpo motore Motor Case Cuerpo Motor Boitier Moteur	Alluminio Aluminium Aluminio Aluminium
11	Piede supporto Support Foot Soporte Pie Pied Support	Plastica Plastic Plástico Plastique
12	Chiusura motore Back Cover Tapa Trasera Capot Arrière	Ghisa Cast Iron Fundición Fonte
13	Tenuta rinforzata Reinforced Seal Sello Reforzado Sceller	Gomma Rubber Caucho Caoutchouc
14	Cover ventola Fan Cover Tapa Capot	Alluminio Aluminium Aluminio Aluminium
15	Ventola Fan Ventilador Ventilateur	Plastica Plastic Plástico Plastique
16	Prigionieri Through Bolt Perno Boulon	Acciaio Steel Acero Acier

No.	Descrizione/Description Descripción/Description	Materiale/Material Material/Matériel
17	Scatola morsettiera Terminal Box Caja Bornas Boîte Bornes	Alluminio Aluminium Aluminio Aluminium
18	Morsettiera Terminal Board Tablero Bornas Bornier	Plastica Plastic Plástico Plastique
19	Chiavetta Girante Impeller Key Chaveta Clé	Ferro Iron Hierro Le fer
20	Deflettore Water Deflector Deflector Déflecteur	Gomma Rubber Caucho Caoutchouc
21	Valvola di sicurezza Release valve Tapón Cebado Soupape de décharge	Ottone Brass Bronce Laiton
22	Diffusore Diffuser Difusor Diffuseur	Ghisa Cast Iron Fundición Fonte
23	Dado Girante Impeller Nut Nuez Noix	Acciaio Galvanizzato Galvanized Steel Acero Galvanizado Acier Galvanisé
24	Bullone di connessione Connection Bolt Perno Boulon de connexion	Acciaio Steel Acero Acier

QC2

DIMENSIONI E PESO/DIMENSIONS AND WEIGHT/DIMENSIONES Y PESOS/DIMENSIONS ET POIDS

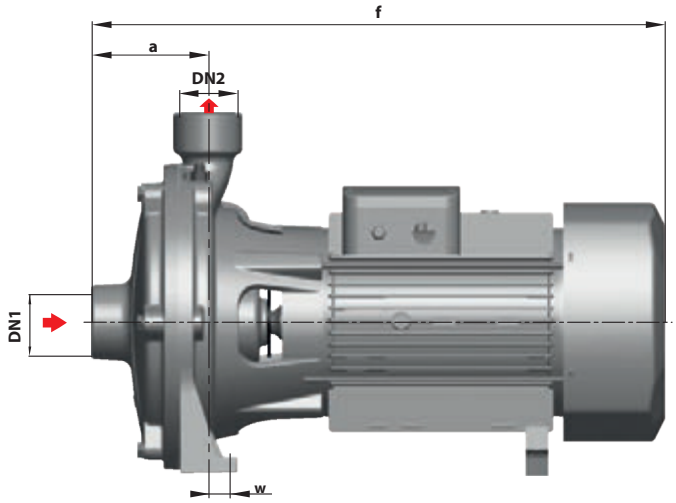

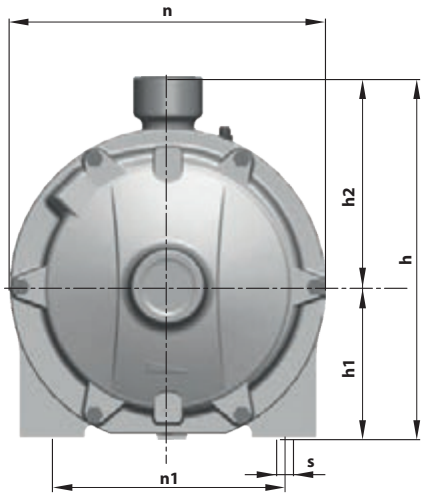

MODELLO/MODEL MODELO/MODÈLE QC2	Phases		DIMENSIONI/DIMENSIONS/DIMENSIONES/DIMENSIONS mm											kg	
	1-ph	3-ph	DN1	DN2	a	f	h	h1	h2	n	n1	w	s	1-ph	3-ph
25-140/11	•	•	32	25	84	420	232	95	137	200	150	19	10	19.8	18.8
25-160/11	•	•	32	25	84	420	270	110	160	225	172	19	11	19.8	18.8
25-160/15	•	•	32	25	84	420	270	110	160	225	172	19	11	24.2	23.2
25-160/22	•	•	32	25	84	420	270	110	160	225	172	19	11	25.5	24.5
32-200/30	•	•	40	32	103	503	317	132	185	280	205	16	14	39	38
32-200/40	-	•	40	32	103	503	317	132	185	280	205	16	14	-	43
32-210/55	-	•	50	32	108	565	352	155	197	300	246	16	14	-	54
32-210/75	-	•	50	32	108	565	352	155	197	300	246	16	14	-	61
50-180/40-55-75	-	•	50	50	108	565	352	155	197	300	246	16	14	-	49/54/61
40-210/55-75	-	•	50	40	108	565	352	155	197	300	246	16	14	-	54/61
40-200/92	-	•	50	40	119	615	355	150	205	304	215	11	14	-	89
40-200/110	-	•	50	40	119	615	355	150	205	304	215	11	14	-	90
50-200/92	-	•	50	50	119	615	355	150	205	304	215	11	14	-	89
50-200/110	-	•	50	50	119	615	355	150	205	304	215	11	14	-	90
40-250/130	-	•	50	40	124	740	407	170	237	357	270	17	14	-	110
40-250/150	-	•	50	40	124	740	407	170	237	357	270	17	14	-	120
40-250/185	-	•	50	40	124	740	407	170	237	357	270	17	14	-	130
40-250/220	-	•	50	40	124	740	407	170	237	357	270	17	14	-	140
50-250/130	-	•	50	50	124	740	407	170	237	357	270	17	14	-	110
50-250/150	-	•	50	50	124	740	407	170	237	357	270	17	14	-	120
50-250/185	-	•	50	50	124	740	407	170	237	357	270	17	14	-	130
50-250/220	-	•	50	50	124	740	407	170	237	357	270	17	14	-	140

NOTES

QUADRA

MADE IN ITALY

www.quadra-italy.com

Clean

Civil

Industry

Fire

Agriculture

QCN

Pompa centrifuga normalizzata
EN 733 Standard centrifugal pump
Bomba centrífuga acoplado cerrado
Pompe centrifuge à couple fermé

60 Hz

QCN = Pompa con motore quadrato
Pump with square motor
Bomba con motor cuadrado
Pompe avec moteur carré

QCN (R) = Pompa con motore rotondo (tipo A)
Pump with round motor (type A case)
Bomba con motor redondo (carcasa A)
Pompe à moteur rond (boîtier type A)

Clean
Civil
Industry
Fire
Agriculture

QCN

Pompa centrifuga normalizzata
EN 733 Standard centrifugal pump
Bomba centrífuga acoplado cerrado
Pompe centrifuge à couple fermé

n ≈ 3500 rpm

DESCRIZIONE/DESCRIPTION
DESCRIPCIONES/DESCRIPTION

Pompe centrifughe conformi alle norme EN733
Disponibile con motore quadrato e rotondo
Motore ad alta efficienza IE3, con protezione IP55 classe F
Corpo pompa con vernicie anticorrosiva
Controflangia in acciaio galvanizzato, con viti, dadi e guarnizioni
Cuscinetti NSK di qualità, tenuta meccanica resistente all'usura

New EN733 standard centrifugal pump
Both square motor & round motor available
IE3 high efficient motor, with protection IP55 class F
Pump case with anti-corrosive coating
Galvanized counter flange with bolts, nuts and gaskets
Quality NSK bearing, wear resistance mechanical seal

Nuevas bombas centrífugas según norma EN733
Motor redondo y cuadrado disponible
Motor de eficiencia IE3 con Protección IP55 clase F
Cuerpo de bomba con tratamiento anti corrosión
Contrabridas galvanizadas con pernos tuercas y empaques
Rodamiento de marca NSK y cierre mecánico personalizado

Nouvelle pompe centrifuge standard EN733
Moteur carré et moteur rond disponibles
Moteur haute efficacité IE3, avec protection IP55 classe F
Boîtier de pompe avec revêtement anti-corrosif
Contre-bride galvanisée avec boulons, écrous et joints
Roulement NSK qualité, joint mécanique de résistance à l'usure

LIMITI DI UTILIZZO/USING LIMITS
LÍMITES UTILIZACIÓN/UTILISATION LIMITES

Temperatura del liquido tra -10 °C e +120 °C
Temperatura ambiente tra -10 °C and +50°C
Pressione massima di esercizio 16 bar
Servizio continuo S1

Liquid temperature between -10 °C and +120 °C
Ambient temperature between -10 °C and +50°C
Max. working pressure 16 bar
Continuous service S1

Temperatura del líquido de -10 °C hasta +120 °C
Temperatura ambiente de -10 °C hasta +50°C
Presión máxima en el cuerpo de la bomba 16 bar
Funcionamiento continuo S1

Température du liquide entre -10 °C et +120 °C
Température ambiante entre -10 °C et +50 °C
Max. pression de service 16 bar
Service continu S1

APPLICAZIONI/APPLICATIONS/APLICACIONES/APPLICATIONS

Adatte per l'utilizzo con acqua pulita e liquidi non chimicamente aggressivi per i materiali di cui la pompa è costituita.
Le pompe centrifughe EN733 sono ideali per approvvigionamento idrico, gruppi di lavaggio, pressurizzazione, impianti antincendio, irrigazione, applicazioni industriali, circolazione dell'acqua negli impianti di climatizzazione e utilizzo agricolo

Suitable for use with clean water and liquids that are not chemically aggressive towards the materials from which the pump is made.
The EN733 centrifugal pumps are recommended for use in water supply, cleaning sets, pressure boosting, firefighting sets, irrigation, industrial applications, water circulation in climatisation sets, agricultural.

Son recomendadas para bombear agua limpia, sin partículas abrasivas y líquidos químicamente no agresivos con los materiales que constituyen la bomba. Las Bombas centrífugas según EN733 disenadas para abastecimiento hídrico, instalaciones de lavado, presurización, contraincendio, irrigación, industria, circulación del agua, agricultura.

Convient pour une utilisation avec de l'eau propre et des liquides qui ne sont pas chimiquement agressif envers les matériaux dont la pompe est faite.
Les pompes centrifuges EN733 sont recommandées pour une utilisation dans l'alimentation en eau,kits de nettoyage, boosters de pression, kits anti-incendie, irrigation, industriels applications, circulation de l'eau dans les groupes de climatisation, agricole

QCN = Pompa con motore quadrato
Pump with square motor
Bomba con motor cuadrado
Pompe avec moteur carré

QCN (R) = Pompa con motore rotondo (tipo A)
Pump with round motor (type A case)
Bomba con motor redondo (carcasa A)
Pompe à moteur rond (boîtier type A)

Clean
Civil
Industry
Fire
Agriculture

QCN

Pompa centrifuga normalizzata
EN 733 Standard centrifugal pump
Bomba centrífuga acoplado cerrado
Pompe centrifuge à couple fermé

n ≈ 3500 rpm

CODICE MODELLO/MODEL CODE
CÓDIGO MODELO/CODE MODÈLE

Esempio/For example/Por ejemplo/Par exemple

QCN 32 - 250 / 75 D

D= Doppia girante/Double impeller
Impulsor doble/Double roue
Assente = Girante unica
Blank=Single impeller
No presente = Impulsor único
Vide = Roue unique

75= Potenza nominale (kw)x10
Rated power (kw)x10
Potencia nominal (kw)x10
Puissance nominale (kw) x10

250= Dimensioni nominali della girante (mm)
Nominal impeller size (mm)
Tamaño nominal del impulsor (mm)
Taille nominale de la roue (mm)

32= Dimensioni mandata (mm)
Discharge size (mm)
Tamaño de descarga (mm)
Taille de décharge (mm)

QCN = Pompa con motore quadrato
Pump with square motor
Bomba con motor cuadrado
Pompe avec moteur carré

QCN (R) = Pompa con motore rotondo (tipo A)
Pump with round motor (type A case)
Bomba con motor redondo (carcasa A)
Pompe à moteur rond (boîtier type A)

RANGE DI POTENZA E PRESTAZIONI
POWER AND PERFORMANCE RANGE
RANGO DE POTENCIA Y PRESTACIONES
PLAGE DE PUISSANCE ET DE PERFORMANCES

HP/KW	1÷125 / 0.75÷90
Q	6÷400 m³/h
H	6÷150 m

QCN

DESCRIZIONE MATERIALE/MATERIAL DESCRIPTION/DESCRIPCIÓN DE MATERIAL/DESCRIPTION DU MATÉRIEL



No.	Descrizione/Description Descripción/Description	Materiale/Material Material/Matériel
1	Corpo pompa Pump Case Cuerpo de bomba Boîtier de pompe	Ghisa Cast Iron Fundición Fonte
2	Girante Impeller Impulsor Roue	Ghisa/AISI 304 Cast iron/AISI 304 Fundición/AISI 304 Fonte/AISI 304
3	Tenuta meccanica Mechanical Seal Cierre Mecánico Sceller	SiC-Grafite-AISI 304 SiC-Carbon-AISI 304 SiC-Grafito-AISI 304 SiC-Carbon-AISI 304
4	Guarnizione O-ring Junta Tórica Joint Torique	Gomma Rubber Caucho Caoutchouc
5	Connessione Connection Conexión Lien	Ghisa Cast Iron Fundición Fonte
6	Tenuta rinforzata Reinforced Seal Sello Reforzado Sceller	Gomma Rubber Caucho Caoutchouc
7	Albero Shaft Eje Arbre	AISI 304 - Acciaio C45 AISI 304 – C45 Steel AISI 304 – Acero C45 AISI 304 – Acier C45
8	Cuscinetto Bearing Cojinete Palier	Cuscinetto a sfera Ball bearing Bola rodamiento Roulement bille
9	Statore/Rotore Wound Stator/Rotor Estator/Rotor Stator/Rotor	Acciaio al silicio/Rame Silicon Steel-Copper Silicio-Cobre Silicium-Cuivre

No.	Descrizione/Description Descripción/Description	Materiale/Material Material/Matériel
10	Corpo motore Motor Case Cuerpo Motor Boitier Moteur	Alluminio Aluminium Aluminio Aluminium
11	Piede supporto Support Foot Soporte Pie Pied Support	Plastica Plastic Plástico Plastique
12	Chiusura motore Back Cover Tapa Trasera Capot Arrière	Ghisa Cast Iron Fundición Fonte
13	Tenuta rinforzata Reinforced Seal Sello Reforzado Sceller	Gomma Rubber Caucho Caoutchouc
14	Cover ventola Fan Cover Tapa Capot	Alluminio Aluminium Aluminio Aluminium
15	Ventola Fan Ventilador Ventilateur	Plastica Plastic Plástico Plastique
16	Prigionieri Through Bolt Perno Boulon	Acciaio Steel Acero Acier
17	Scatola morsettiera Terminal Box Caja Bornas Boîte Bornes	Alluminio Aluminium Aluminio Aluminium
18	Morsettiera Terminal Board Tablero Bornas Bornier	Plastica Plastic Plástico Plastique

No.	Descrizione/Description Descripción/Description	Materiale/Material Material/Matériel
19	Chiavetta Girante Impeller Key Chaveta Clé	Ferro Iron Hierro Le fer
20	Deflettore Water Deflector Deflector Déflecteur	Gomma Rubber Caucho Caoutchouc
21	Bullone di connessione Connection Bolt Perno Boulon de connexion	Acciaio Steel Acero Acier
22	Dado Girante Impeller Nut Nuez Noix	Acciaio Galvanizzato Galvanized Steel Acero Galvanizado Acier Galvanisé
23	Valvola di sicurezza Release valve Tapón Cebado Soupape de décharge	Ottone Brass Bronce Laiton
24	Tenuta Gasket Empague Joint	Gomma Rubber Caucho Caoutchouc
25	Controflangia Counter Flange Contra Brida Contre Bride	Acciaio Galvanizzato Galvanized Steel Acero Galvanizado Acier Galvanisé
26	Bullone Flangia Flange Bolt Perno de brida Boulon à Bride	Acciaio Steel Acero Acier

QCN 32

DATI TECNICI/TECHNICAL DATA/DATOS TÉCNICOS/DONNÉES TECHNIQUES

60 Hz n=3500 rpm

MODELLO MODEL MODELO MODÈLE QCN	Phases 1-ph	Phases 3-ph	DN mm	Potenza Power Potencia Puissance kw	hp	Q=Portata/Delivery/Caudal/Débit us gpm	0	26	40	66	79	106	119	159	185	211	238	317	370	396	476	529	608
						l/min	0	100	150	250	300	400	450	600	700	800	900	1200	1400	1500	1800	2000	2300
						m³/h	0	6	9	15	18	24	27	36	42	48	54	72	84	90	108	120	138
						H=Prevalenza/Head/Altura/Hauteur (m)																	
32-125/07	•	•	50x32	0.75	1	17.5	16.7	15	12	9	-	-	-	-	-	-	-	-	-	-	-	-
32-125/11	•	•	50x32	1.1	1.5	22	21	19.7	16.5	14.5	9	-	-	-	-	-	-	-	-	-	-	-
32-160/15	•	•	50x32	1.5	2	25.4	23.7	22.5	18.5	15.8	-	-	-	-	-	-	-	-	-	-	-	-
32-160/22	•	•	50x32	2.2	3	31	29.6	28.5	24.5	22	15	-	-	-	-	-	-	-	-	-	-	-
32-160/30	•	•	50x32	3	4	35	34.3	32.5	28	25.5	19	15	-	-	-	-	-	-	-	-	-	-
32-200/30	•	•	50x32	3	4	44.2	42	39.8	35.2	32.2	24.6	19.8	-	-	-	-	-	-	-	-	-	-
32-200/40	•	•	50x32	4	5.5	54.5	52	50	45.5	42.3	35	30.3	-	-	-	-	-	-	-	-	-	-
32-250/55	-	•	50x32	5.5	7.5	60	59.5	59	55	50.2	34.5	-	-	-	-	-	-	-	-	-	-	-
32-250/75	-	•	50x32	7.5	10	69.5	69	68.5	66	63	53	-	-	-	-	-	-	-	-	-	-	-
32-250/92	-	•	50x32	9.2	12.5	75	75	74.5	72	69	59	-	-	-	-	-	-	-	-	-	-	-
32-250/110	-	•	50x32	11	15	90	89.5	88	82	78	66	-	-	-	-	-	-	-	-	-	-	-
32-250/150	-	•	50x32	15	20	97	96.5	96	90	86	73	-	-	-	-	-	-	-	-	-	-	-
32-250/55D	-	•	50x32	5.5	7.5	79.5	74.7	71.8	63	56	37.5	-	-	-	-	-	-	-	-	-	-	-
32-250/75D	-	•	50x32	7.5	10	95	93	91	83	76	57.8	-	-	-	-	-	-	-	-	-	-	-

QCN 32

DIMENSIONI E PESO/DIMENSIONS AND WEIGHT/DIMENSIONES Y PESOS/DIMENSIONS ET POIDS

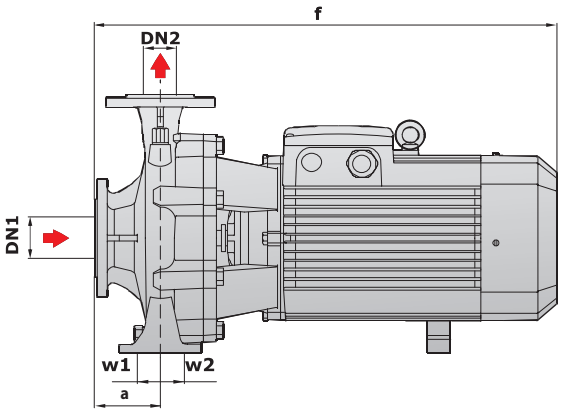

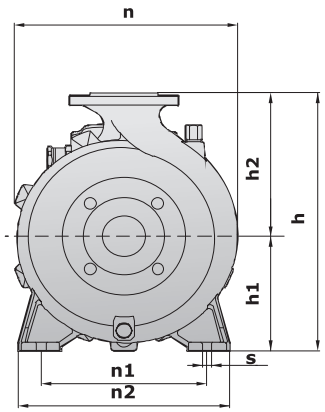

MODELLO/MODEL MODELO/MODÈLE QCN	Phases 1-ph	Phases 3-ph	DIMENSIONI/DIMENSIONS/DIMENSIONES/DIMENSIONS (mm) DN1	DN2	a	f	h	h1	h2	n	n1	n2	w1	w2	s	kg 3-ph
32-125/7	•	•			80	435	255	114	141	202	140	190				24
32-125/11	•	•														25
32-160/15	•	•			83	435	295	133	162	245	190	245	35	35	15	34
32-160/22	•	•														39
32-160/30	•	•				470										50
32-200/30	•	•			82	490	342	161	181	265	190	240				52
32-200/40	•	•	50	32												53
32-250/55	-	•														66
32-250/75	-	•			88	590	405	186	219	333	250	328				73
32-250/92	-	•											49	49	16	80
32-250/110	-	•														95
32-250/150	-	•			94	712	415	186	229	327	250	327				125
32-250/55D-75D	-	•			160	610	362	162	200	330	216	280			14	73/80

QCN 32-125

CURVA DI PRESTAZIONE/PERFORMANCE CURVE/CURVA DE RENDIMIENTO/COURBE DE PERFORMANCE

60 Hz n=3500 rpm

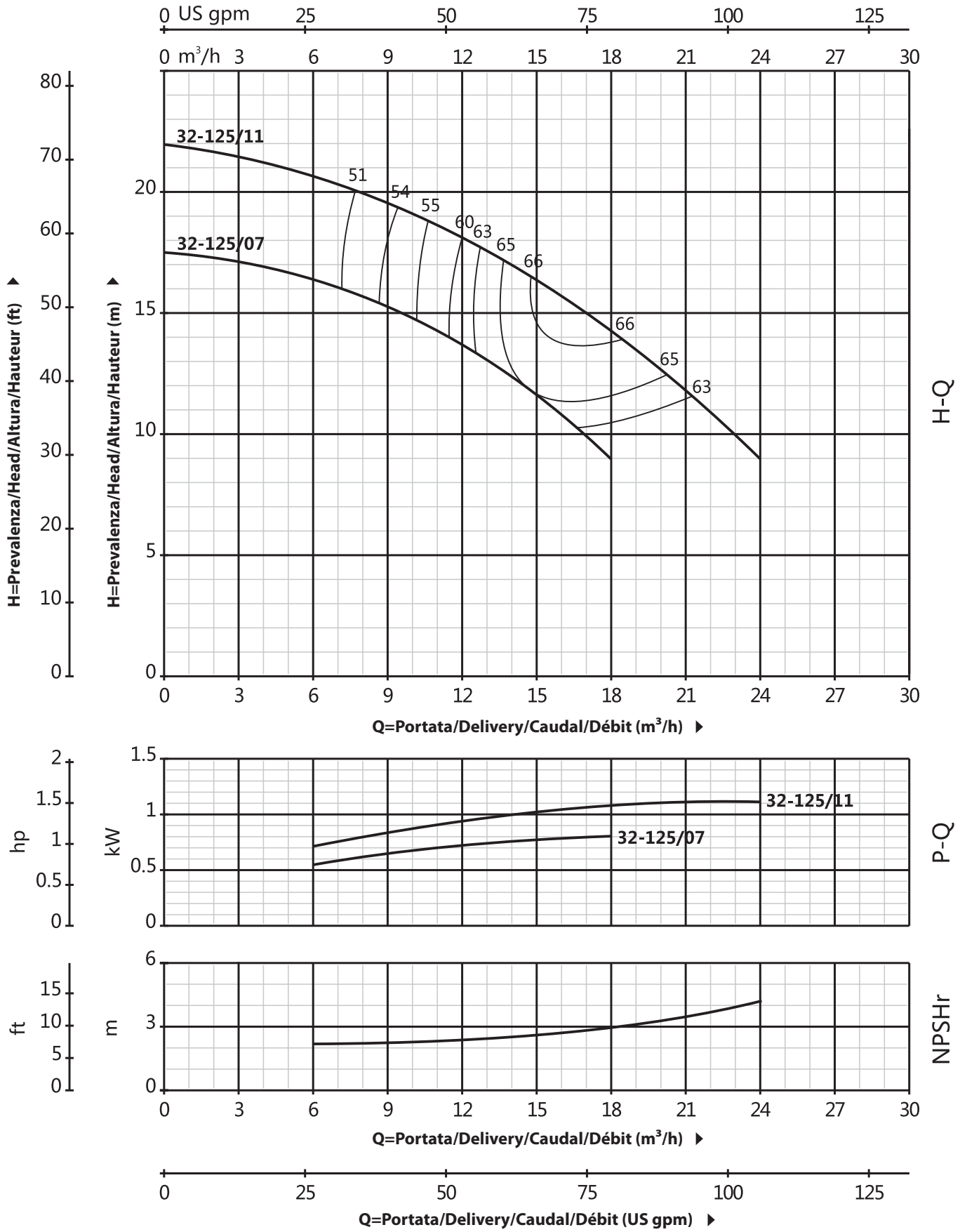

QCN 32-160

CURVA DI PRESTAZIONE/PERFORMANCE CURVE/CURVA DE RENDIMIENTO/COURBE DE PERFORMANCE

60 Hz n=3500 rpm

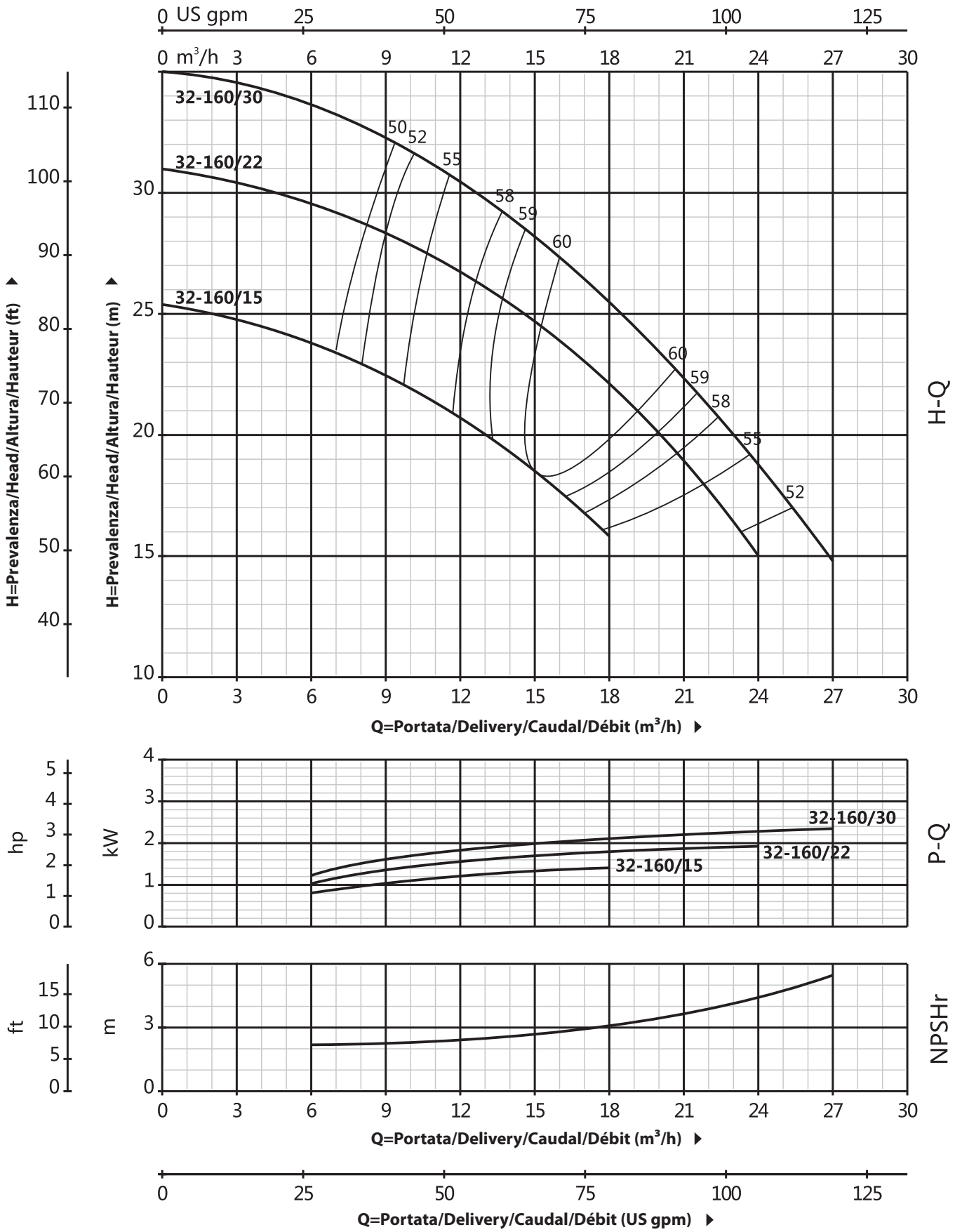

QCN 32-200

CURVA DI PRESTAZIONE/PERFORMANCE CURVE/CURVA DE RENDIMIENTO/COURBE DE PERFORMANCE

60 Hz n=3500 rpm

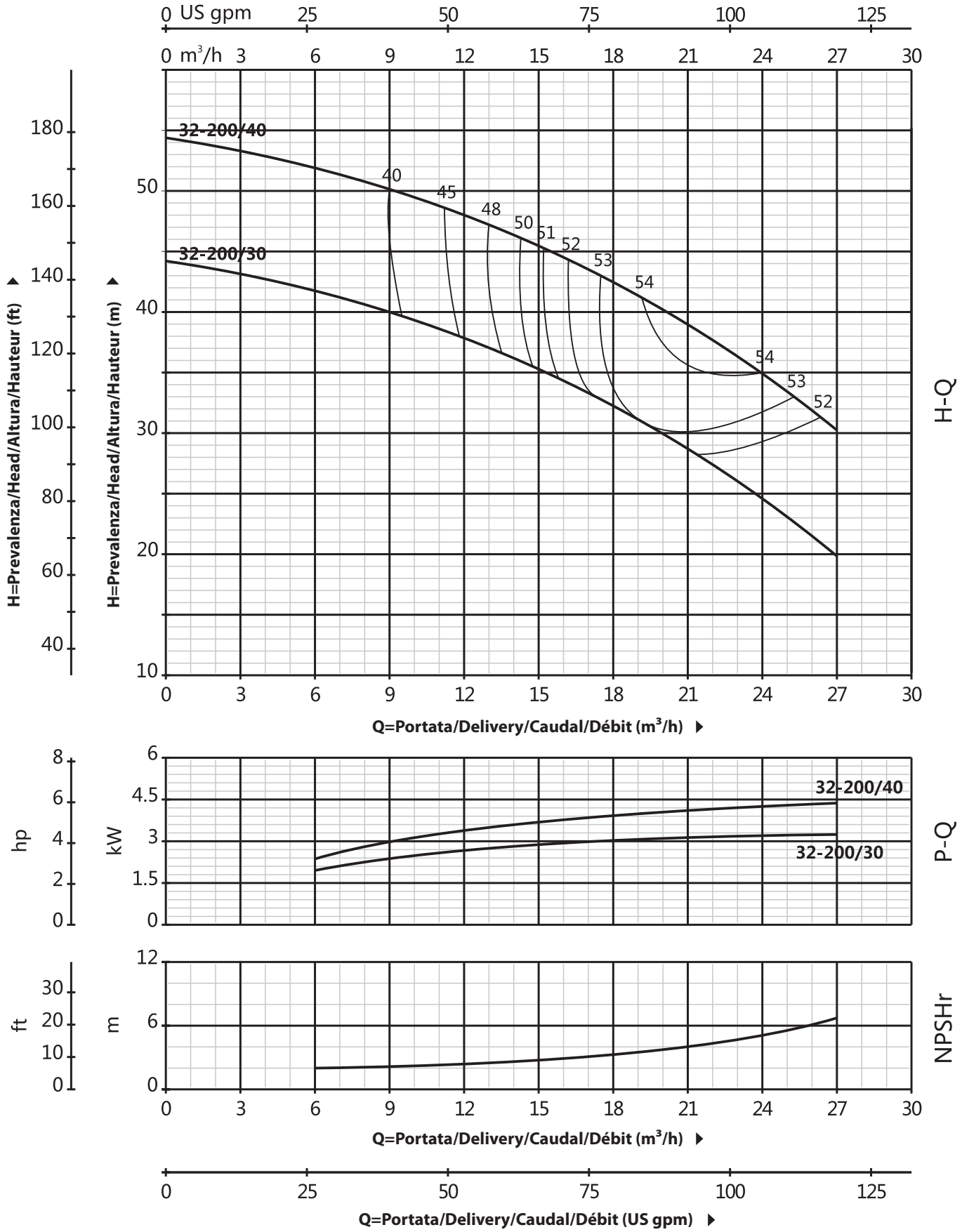

QCN 32-250

CURVA DI PRESTAZIONE/PERFORMANCE CURVE/CURVA DE RENDIMIENTO/COURBE DE PERFORMANCE

60 Hz n=3500 rpm

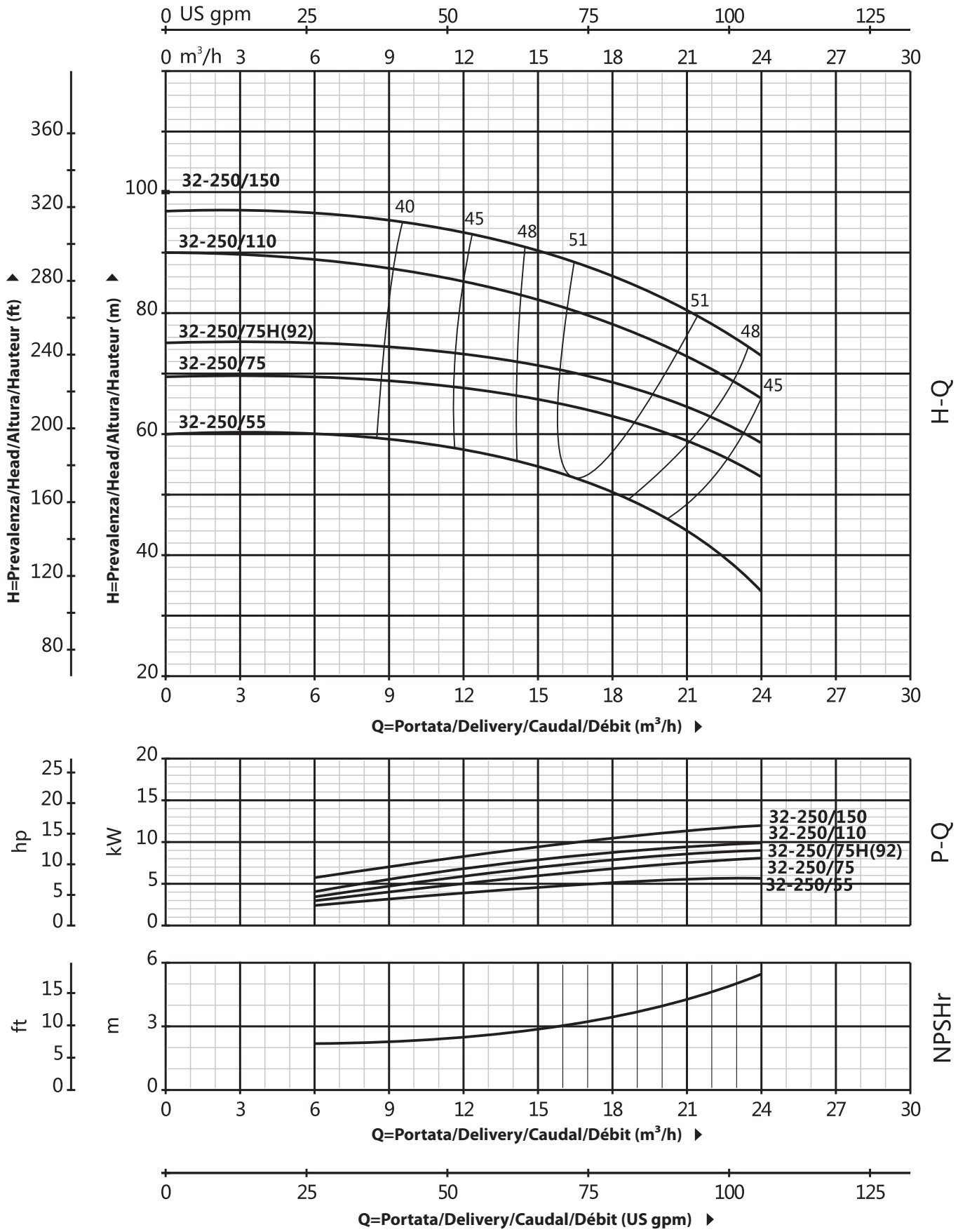

QCN 32-250D

CURVA DI PRESTAZIONE/PERFORMANCE CURVE/CURVA DE RENDIMIENTO/COURBE DE PERFORMANCE

60 Hz n=3500 rpm

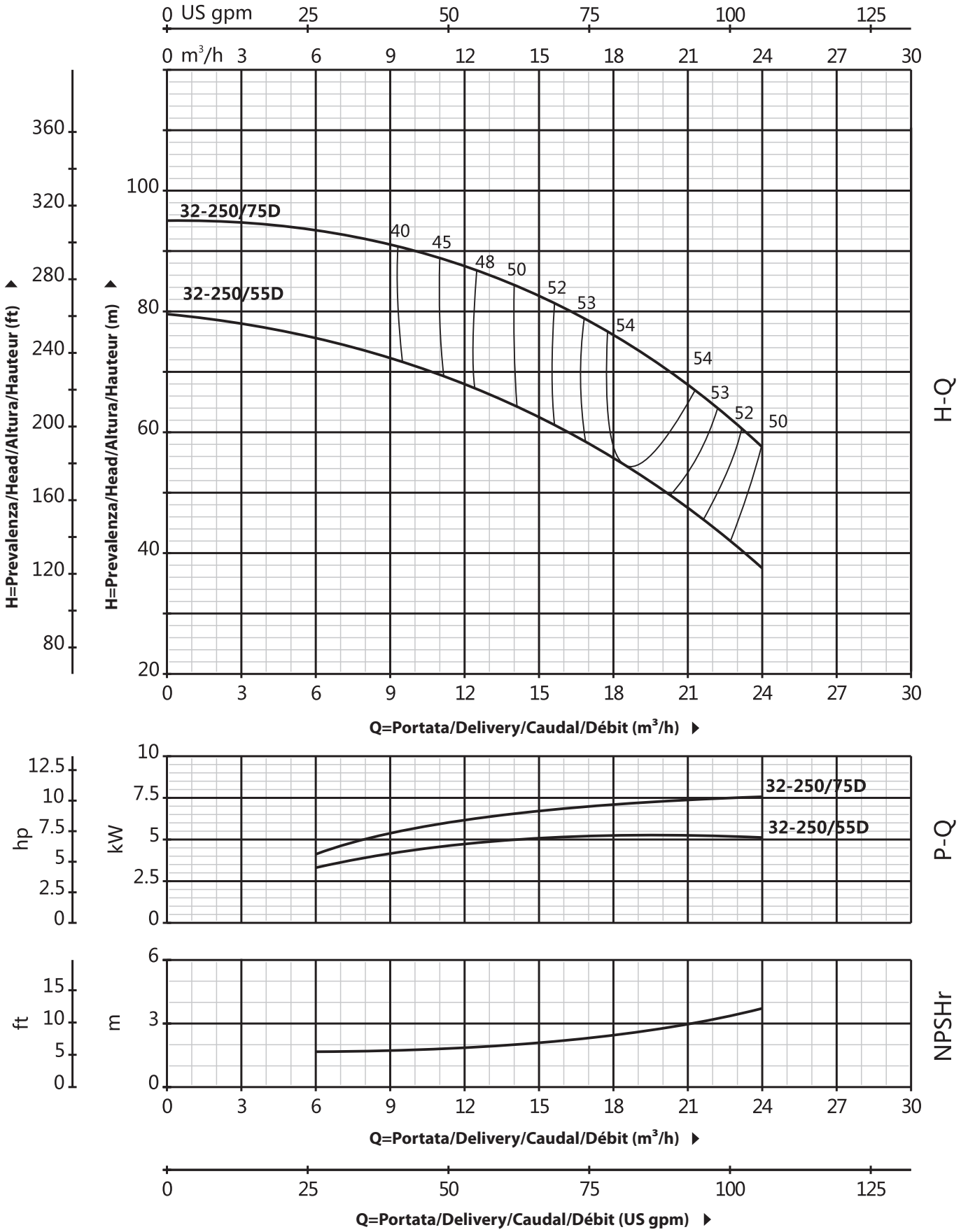

QCN 40

DATI TECNICI/TECHNICAL DATA/DATOS TÉCNICOS/DONNÉES TECHNIQUES

60 Hz n=3500 rpm

MODELLO MODEL MODELO MODÈLE QCN	Phases 1-ph	Phases 3-ph	DN mm	Potenza Power Potencia Puissance kw	hp	Q=Portata/Delivery/Caudal/Débit us gpm 0	26	40	66	79	106	119	159	185	211	238	317	370	396	476	529	608
						l/min 0	100	150	250	300	400	450	600	700	800	900	1200	1400	1500	1800	2000	2300
						m³/h 0	6	9	15	18	24	27	36	42	48	54	72	84	90	108	120	138
						H=Prevalenza/Head/Altura/Hauteur (m)																
40-125/11	•	•	65x40	1.1	1.5	14.7	-	-	-	13	11.5	10.1	5.8	-	-	-	-	-	-	-	-	-
40-125/15	•	•	65x40	1.5	2	18.1	-	-	-	17	15	13.9	10	6	-	-	-	-	-	-	-	-
40-125/22	•	•	65x40	2.2	3	24.5	-	-	-	23.2	21.5	20.2	16	13	8.3	-	-	-	-	-	-	-
40-160/30	•	•	65x40	3	4	31.8	-	-	-	29.5	27.5	26.3	21.5	17.5	-	-	-	-	-	-	-	-
40-160/40	•	•	65x40	4	5.5	38	-	-	-	36	34	33	28.5	25	20.1	-	-	-	-	-	-	-
40-200/55	-	•	65x40	5.5	7.5	46	-	-	-	43.8	41.3	40.1	35	30	-	-	-	-	-	-	-	-
40-200/75	-	•	65x40	7.5	10	57	-	-	-	53.6	51.5	50	45	41	36.5	-	-	-	-	-	-	-
40-250/92	-	•	65x40	9.2	12.5	64	-	-	-	59	56.5	55	49.5	45	39.8	-	-	-	-	-	-	-
40-250/110	-	•	65x40	11	15	78	-	-	-	75	73	72	67	63	56	43	-	-	-	-	-	-
40-250/150	-	•	65x40	15	20	84.5	-	-	-	79.3	77.3	75.2	70	66	61	-	-	-	-	-	-	-
40-250/185	-	•	65x40	18.5	25	90	-	-	-	85.5	82.8	80.7	75.8	70.5	66.5	-	-	-	-	-	-	-

QCN 40

DIMENSIONI E PESO/DIMENSIONS AND WEIGHT/DIMENSIONES Y PESOS/DIMENSIONS ET POIDS

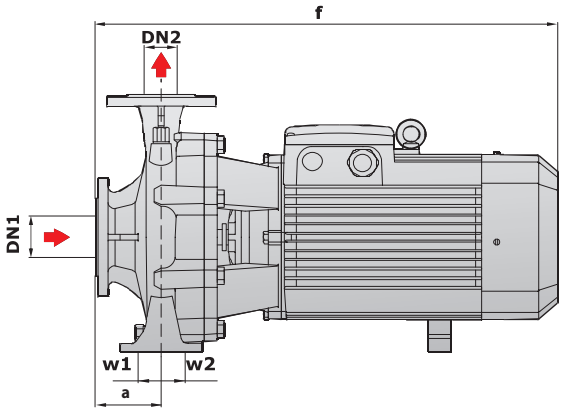

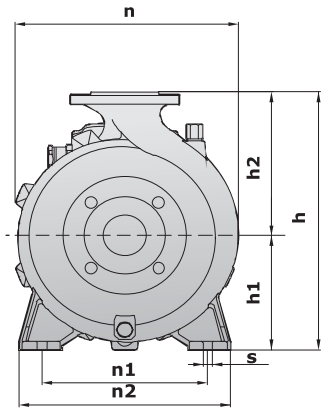

MODELLO/MODEL MODELO/MODÈLE QCN	Phases 1-ph	Phases 3-ph	DIMENSIONI/DIMENSIONS/DIMENSIONES/DIMENSIONS (mm) DN1	DN2	a	f	h	h1	h2	n	n1	n2	w1	w2	s	kg 3-ph
40-125/11	•	•	65	40	82	440	260	116	144	220	160	212	37	37	15	27
40-125/15	•	•														29
40-125/22	•	•														34
40-160/30	•	•			80	490	305	135	170	250	190	241				48
40-160/40	•	•														50
40-200/55-75	-	•			102	560	345	162	193	282	214	267				66/73
40-250/92	-	•			94	712	415	186	229	327	250	327	49	49		100
40-250/110	-	•														116
40-250/150	-	•														146
40-250/185	-	•														155

QCN 40-125

CURVA DI PRESTAZIONE/PERFORMANCE CURVE/CURVA DE RENDIMIENTO/COURBE DE PERFORMANCE

60 Hz n=3500 rpm

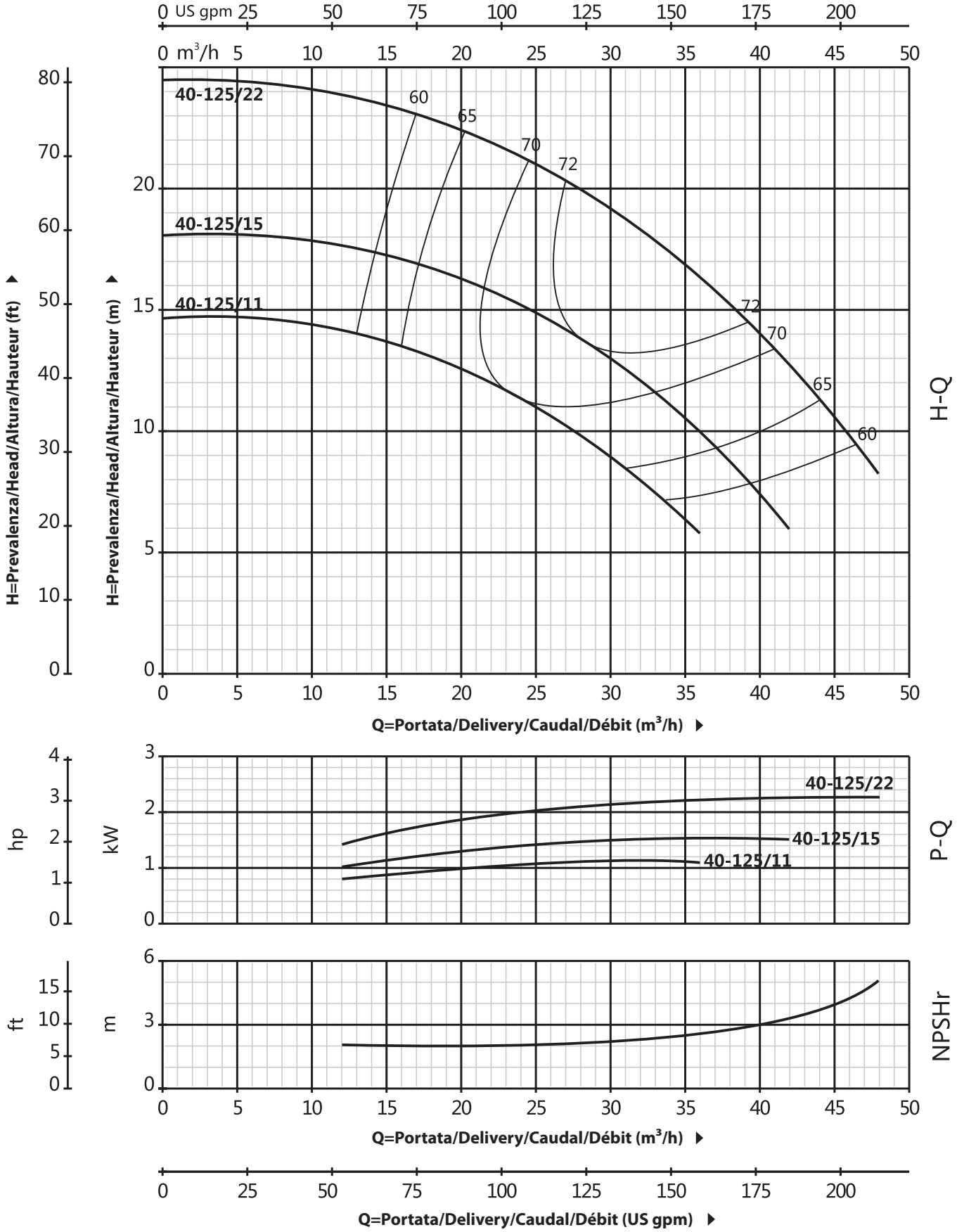

QCN 40-160

CURVA DI PRESTAZIONE/PERFORMANCE CURVE/CURVA DE RENDIMIENTO/COURBE DE PERFORMANCE

60 Hz n=3500 rpm

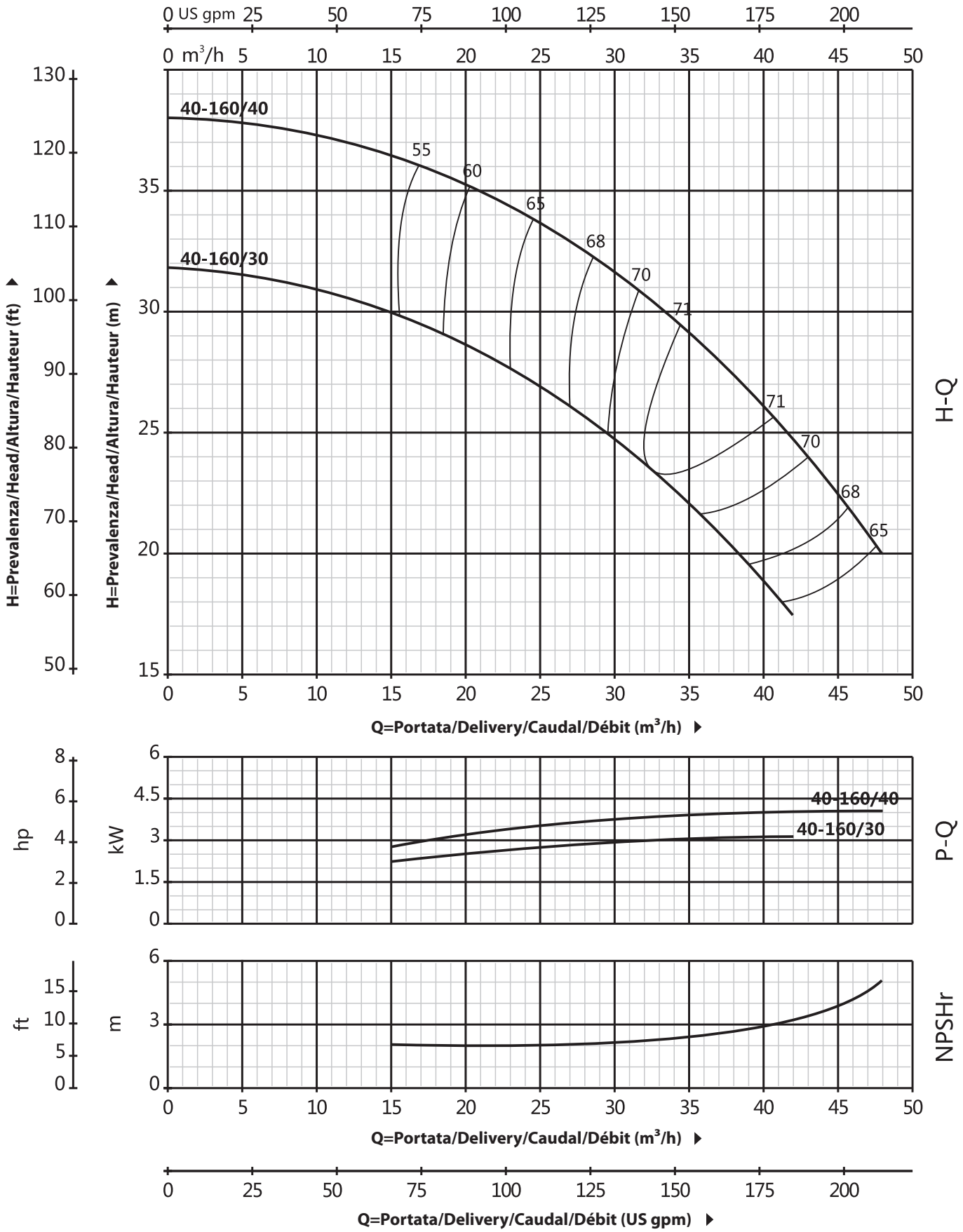

QCN 40-200

CURVA DI PRESTAZIONE/PERFORMANCE CURVE/CURVA DE RENDIMIENTO/COURBE DE PERFORMANCE

60 Hz n=3500 rpm

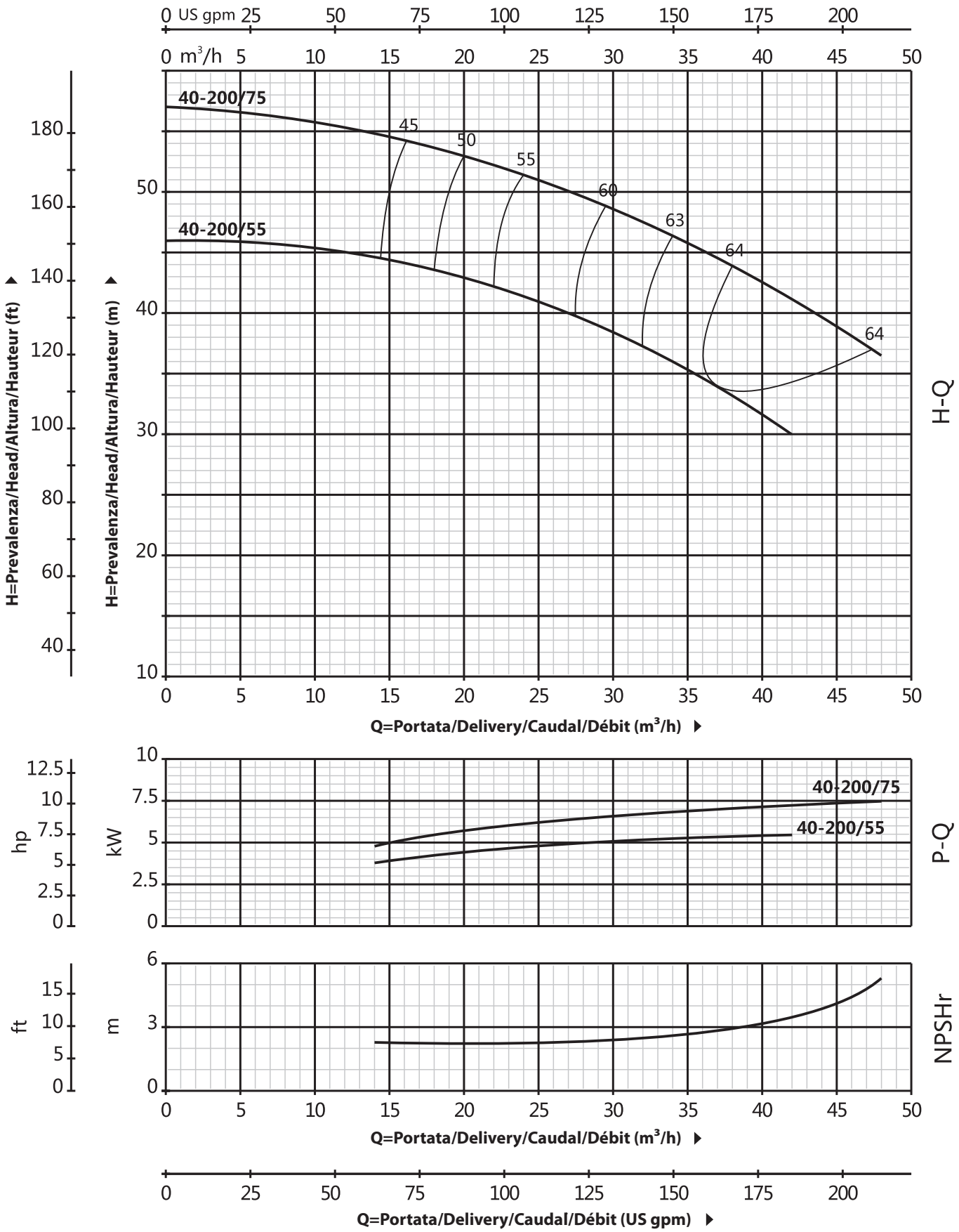

QCN 40-250

CURVA DI PRESTAZIONE/PERFORMANCE CURVE/CURVA DE RENDIMIENTO/COURBE DE PERFORMANCE

60 Hz n=3500 rpm

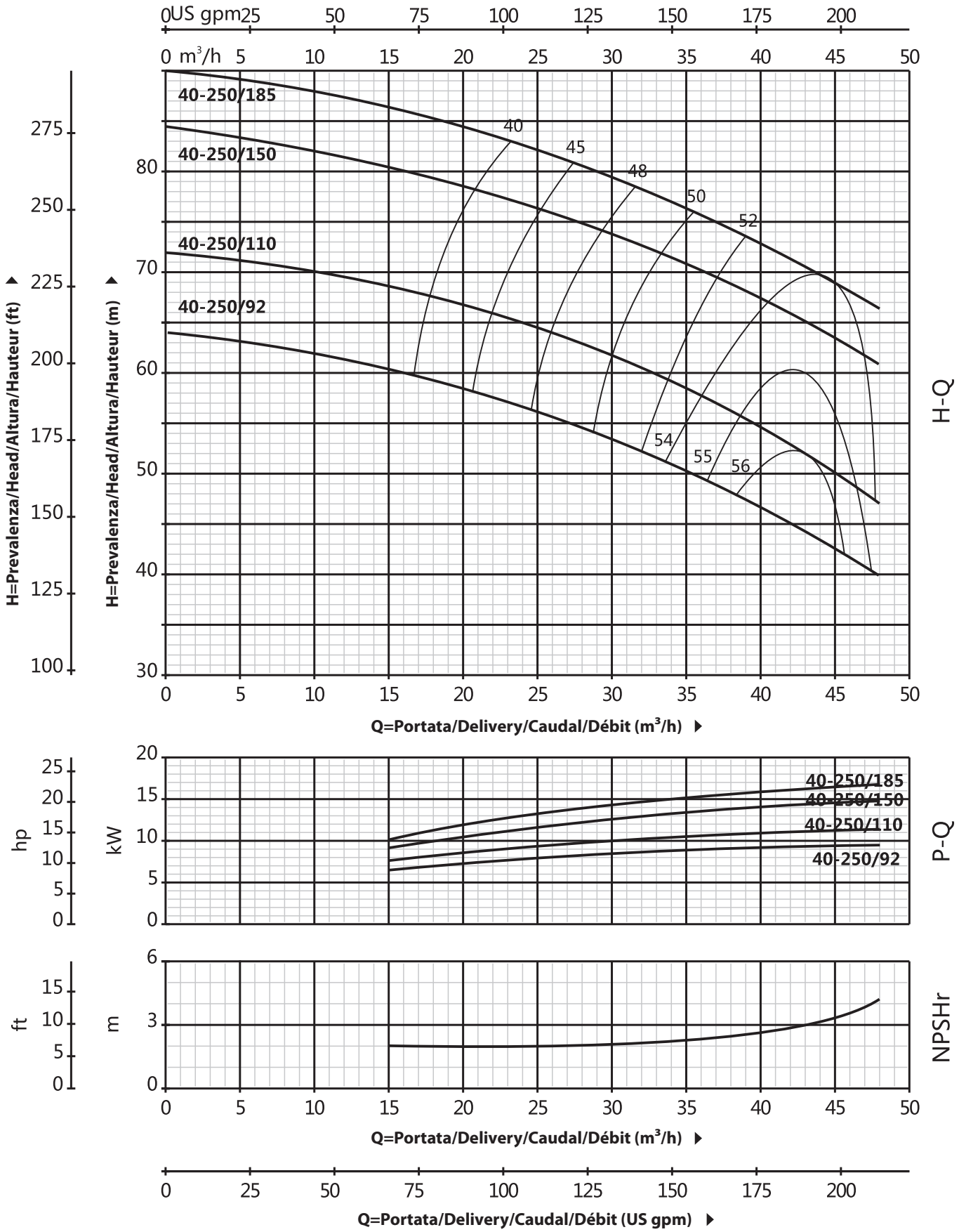

QCN 50

DATI TECNICI/TECHNICAL DATA/DATOS TÉCNICOS/DONNÉES TECHNIQUES

60 Hz n=3500 rpm

MODELLO MODEL MODELO MODÈLE QCN	Phases 1-ph	Phases 3-ph	DN mm	Potenza Power Potencia Puissance kw	hp	Q=Portata/Delivery/Caudal/Débit us gpm 0	26	40	66	79	106	119	159	185	211	238	317	370	396	476	529	608
						l/min 0	100	150	250	300	400	450	600	700	800	900	1200	1400	1500	1800	2000	2300
						m³/h 0	6	9	15	18	24	27	36	42	48	54	72	84	90	108	120	138
						H=Prevalenza/Head/Altura/Hauteur (m)																
50-125/22	•	•	65x50	2.2	3	17	-	-	-	-	-	-	15.4	14	12.8	11.5	6.5	-	-	-	-	-
50-125/30	•	•	65x50	3	4	20	-	-	-	-	-	-	18.8	18	17	15.6	11	-	-	-	-	-
50-125/40	•	•	65x50	4	5.5	24	-	-	-	-	-	-	23.1	23	21.5	20.3	15.8	11.8	-	-	-	-
50-160/55	-	•	65x50	5.5	7.5	32	-	-	-	-	-	-	30.6	30	28	26.6	20.5	14.8	-	-	-	-
50-160/75	-	•	65x50	7.5	10	40	-	-	-	-	-	-	38	37	36	34.4	29	24	21	-	-	-
50-200/92	-	•	65x50	9.2	12.5	50.5	-	-	-	-	-	-	46.8	45	43	40.9	32.5	26.7	-	-	-	-
50-200/110	-	•	65x50	11	15	57.5	-	-	-	-	-	-	53.5	52	50	47.5	40	34	29	-	-	-
50-200/150	-	•	65x50	15	20	62	-	-	-	-	-	-	58	56.5	54.5	52	44.5	39	35.5	-	-	-
50-250/150	-	•	65x50	15	20	68.5	-	-	-	-	-	-	64	63	61.5	59	50	41	-	-	-	-
50-250/185	-	•	65x50	18.5	25	79	-	-	-	-	-	-	75.8	74.8	74	71.5	63.5	55.5	47	-	-	-
50-250/220	-	•	65x50	22	30	89.5	-	-	-	-	-	-	86	85.3	84	81.5	73.5	63.5	57	-	-	-

QCN 50

DIMENSIONI E PESO/DIMENSIONS AND WEIGHT/DIMENSIONES Y PESOS/DIMENSIONS ET POIDS

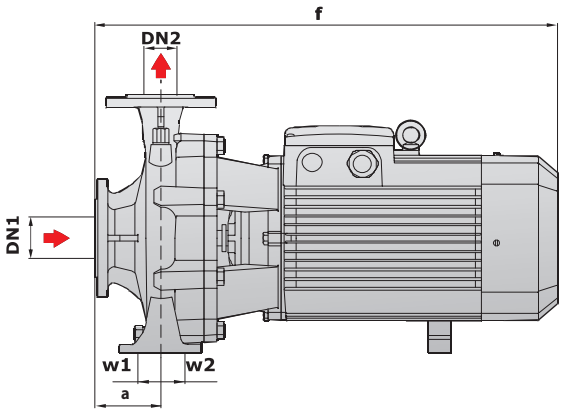

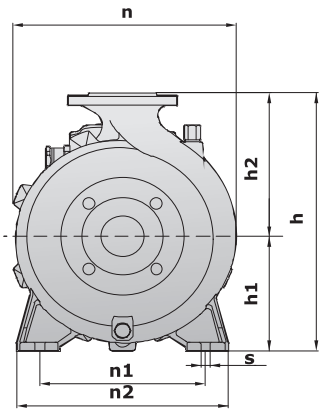

MODELLO/MODEL MODELO/MODÈLE QCN	Phases 1-ph	Phases 3-ph	DIMENSIONI/DIMENSIONS/DIMENSIONES/DIMENSIONS (mm) DN1	DN2	a	f	h	h1	h2	n	n1	n2	w1	w2	s	kg 3-ph
50-125/22	•	•	65	50	102	525	305	135	170	263	190	245	37	37	15	41
50-125/30	•	•														50
50-125/40	•	•														52
50-160/55-75	-	•			110	560	348	164	193	270	212	262				64/71
50-200/92	-	•			104	722	392	186	206	307	232	310				90
50-200/110	-	•														106
50-200/150	-	•			102	720	416	186	230	330	250	327				145
50-250/150-185-220	-	•											49	49		148/153/183

QCN 50-125

CURVA DI PRESTAZIONE/PERFORMANCE CURVE/CURVA DE RENDIMIENTO/COURBE DE PERFORMANCE

60 Hz n=3500 rpm

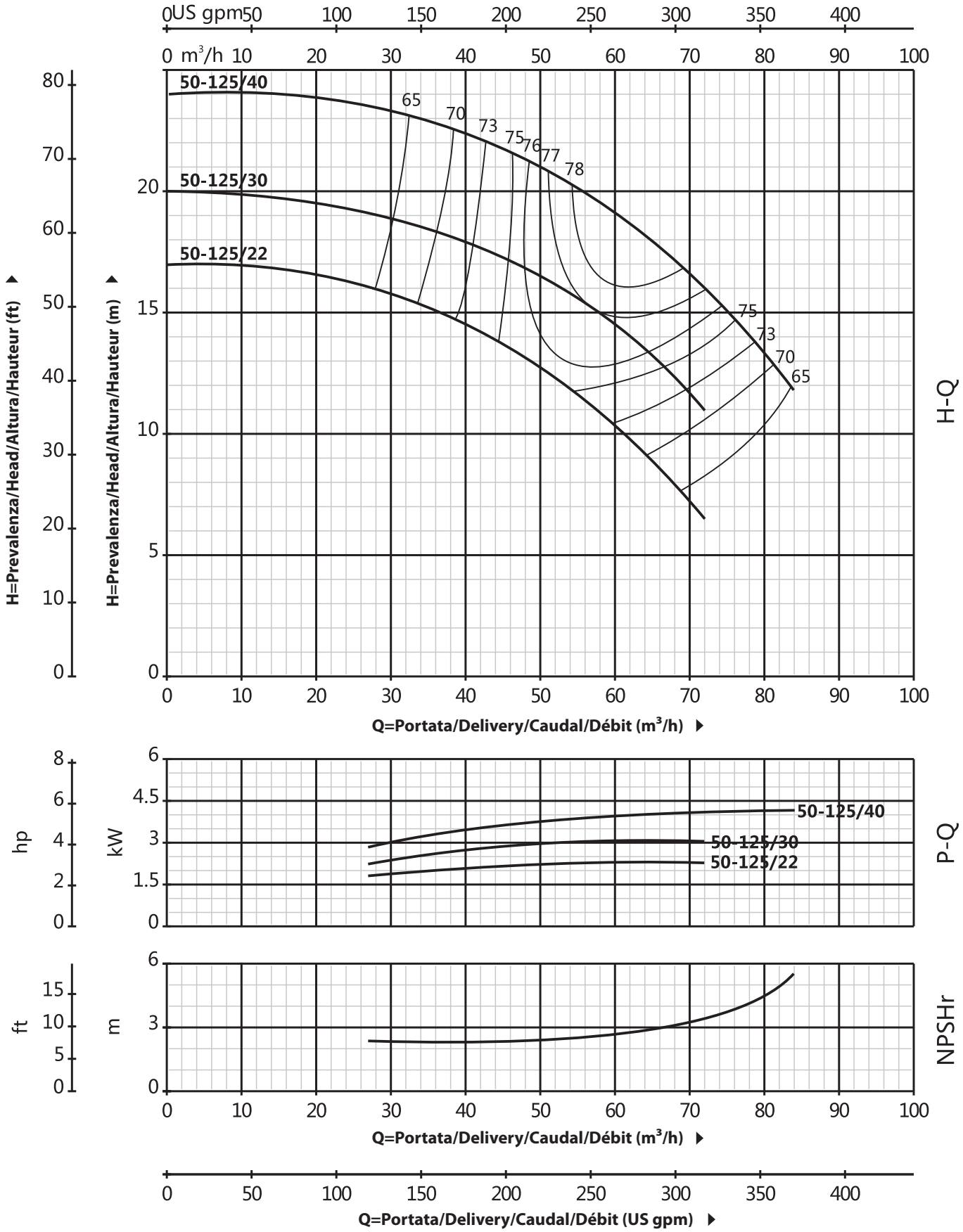

QCN 50-160

CURVA DI PRESTAZIONE/PERFORMANCE CURVE/CURVA DE RENDIMIENTO/COURBE DE PERFORMANCE

60 Hz n=3500 rpm

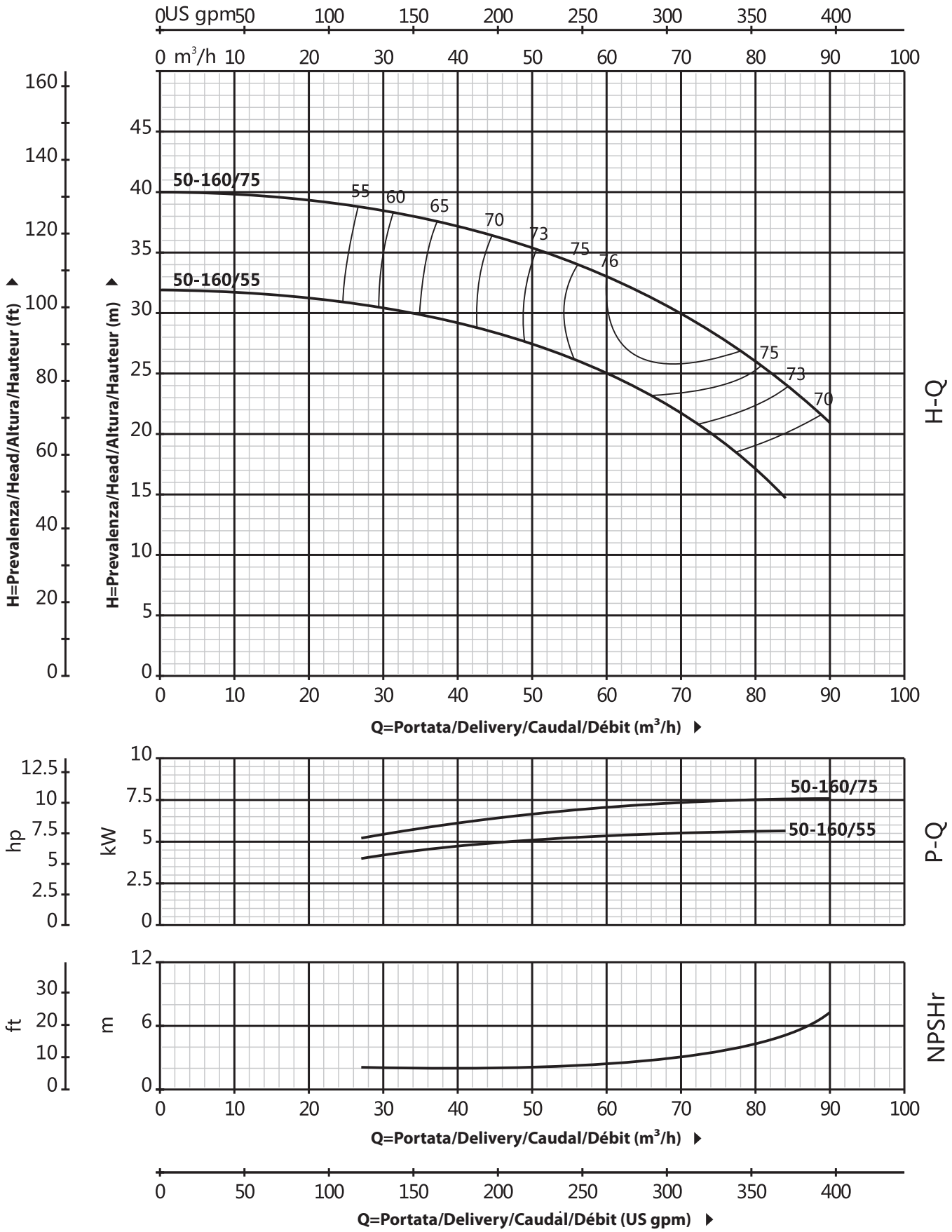

QCN 50-200

CURVA DI PRESTAZIONE/PERFORMANCE CURVE/CURVA DE RENDIMIENTO/COURBE DE PERFORMANCE

60 Hz n=3500 rpm

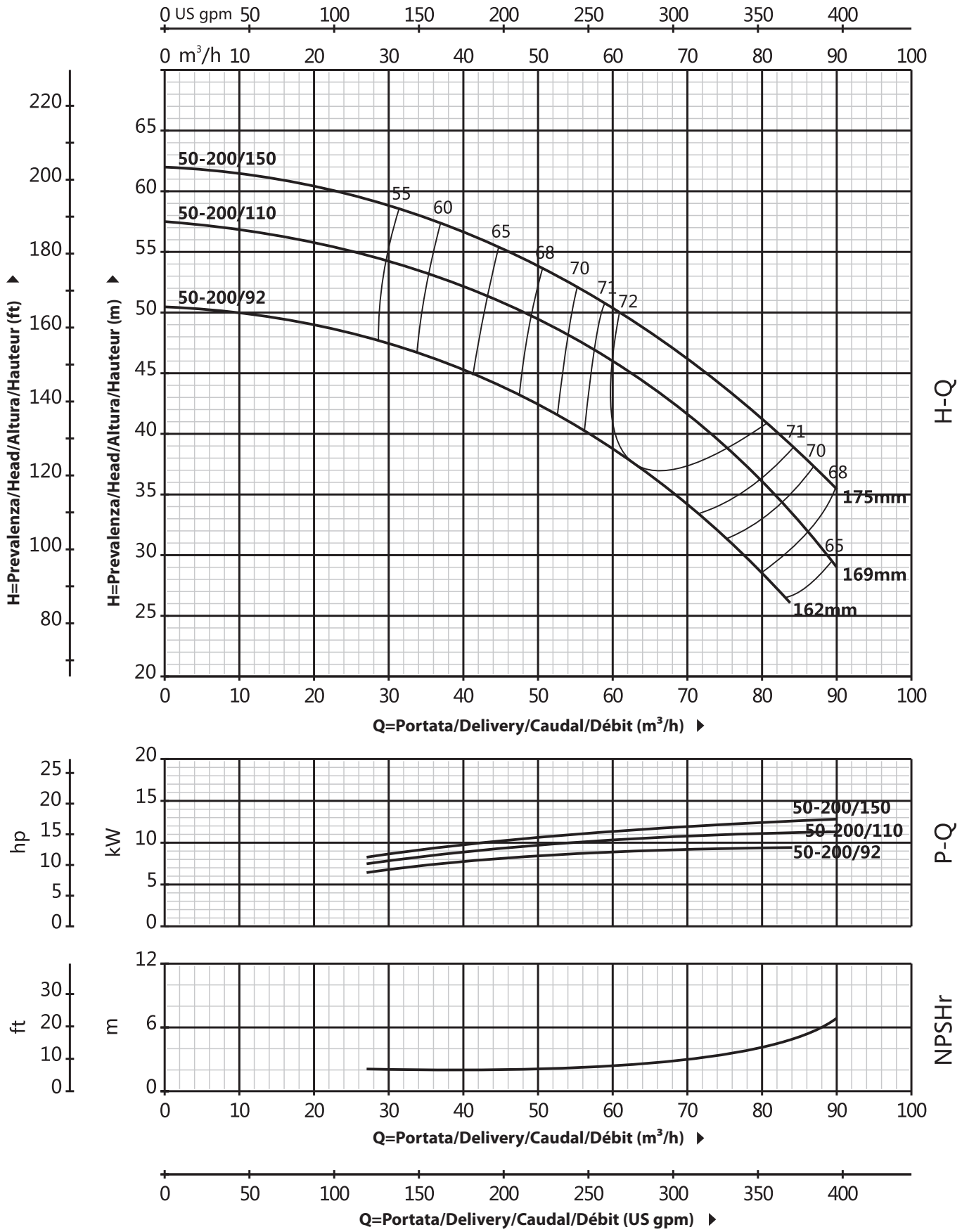

QCN 50-250

CURVA DI PRESTAZIONE/PERFORMANCE CURVE/CURVA DE RENDIMIENTO/COURBE DE PERFORMANCE

60 Hz n=3500 rpm

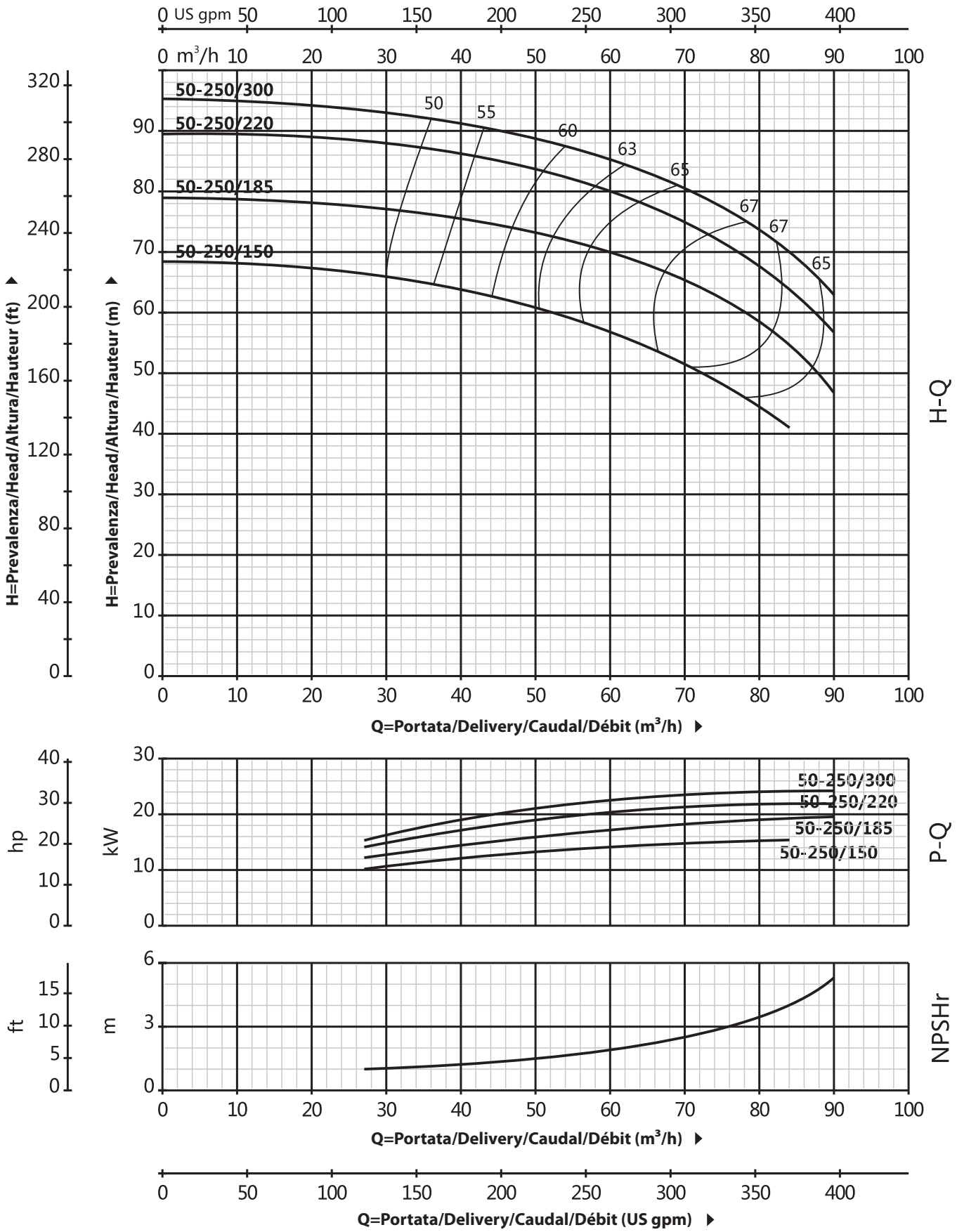

QCN 65

DATI TECNICI/TECHNICAL DATA/DATOS TÉCNICOS/DONNÉES TECHNIQUES

60 Hz n=3500 rpm

MODELLO MODEL MODELO MODÈLE QCN	Phases 1-ph	Phases 3-ph	DN mm	Potenza Power Potencia Puissance kw	hp	Q=Portata/Delivery/Caudal/Débit us gpm 0	26	40	66	79	106	119	159	185	211	238	317	370	396	476	529	608
						l/min 0	100	150	250	300	400	450	600	700	800	900	1200	1400	1500	1800	2000	2300
						m³/h 0	6	9	15	18	24	27	36	42	48	54	72	84	90	108	120	138
						H=Prevalenza/Head/Altura/Hauteur (m)																
65-125/40	•	•	80x65	4	5.5	19	-	-	-	-	-	-	-	-	17.3	16.8	14.5	13	11.8	-	-	-
65-125/55	-	•	80x65	5.5	7.5	23	-	-	-	-	-	-	-	-	21.3	20.9	19	17.5	16.7	13.7	-	-
65-125/75	-	•	80x65	7.5	10	27	-	-	-	-	-	-	-	-	26	25.6	24.5	23	22.5	20	18	-
65-160/92	-	•	80x65	9.2	12.5	33	-	-	-	-	-	-	-	-	-	31.5	30	28	27.1	24	21.5	-
65-160/110	-	•	80x65	11	15	36	-	-	-	-	-	-	-	-	-	34.5	33	31.5	30.8	28	25.5	-
65-160/150	-	•	80x65	15	20	42	-	-	-	-	-	-	-	-	-	41	40	38.5	37.8	35	33	29.5
65-200/150	-	•	80x65	15	20	45	-	-	-	-	-	-	-	-	-	45.5	43	41	40.2	36.5	34	-
65-200/185	-	•	80x65	18.5	25	52	-	-	-	-	-	-	-	-	-	52.3	51	49	48.2	44.5	42	-
65-200/220	-	•	80x65	22	30	59	-	-	-	-	-	-	-	-	-	59.5	58	56	55	52	49.5	44.5

QCN 65

DIMENSIONI E PESO/DIMENSIONS AND WEIGHT/DIMENSIONES Y PESOS/DIMENSIONS ET POIDS

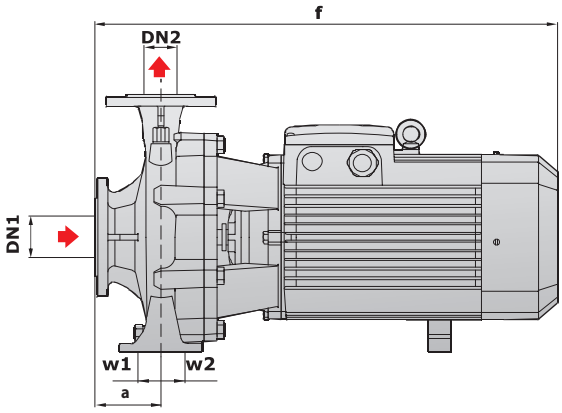

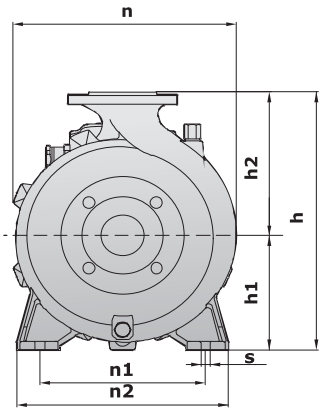

MODELLO/MODEL MODELO/MODÈLE QCN	Phases 1-ph	Phases 3-ph	DIMENSIONI/DIMENSIONS/DIMENSIONES/DIMENSIONS (mm) DN1	DN2	a	f	h	h1	h2	n	n1	n2	w1	w2	s	kg 3-ph
65-125/40	•	•	80	65	104	580	345	162	193	275	212	280	49	49	15	56
65-125/55-75	-	•														68/74
65-160/92	-	•			110	730	425	186	239	330	232	309				90
65-160/110	-	•														106
65-160/150	-	•														134
65-200/150-185-220	-	•			111	740										140/145/185

QCNR 65

DATI TECNICI/TECHNICAL DATA/DATOS TÉCNICOS/DONNÉES TECHNIQUES

60 Hz n=3500 rpm

MODELLO MODEL MODELO MODÈLE QCNR	Phases 1-ph	Phases 3-ph	DN mm	Potenza Power Potencia Puissance kw	hp	Q=Portata/Delivery/Caudal/Débit us gpm 0	26	40	66	79	106	119	159	185	211	238	317	370	396	476	529	608
						l/min 0	100	150	250	300	400	450	600	700	800	900	1200	1400	1500	1800	2000	2300
						m³/h 0	6	9	15	18	24	27	36	42	48	54	72	84	90	108	120	138
						H=Prevalenza/Head/Altura/Hauteur (m)																
65-250/220	-	•	80x65	22	30	64.8	-	-	-	-	-	-	-	-	-	64.7	62	60	58.5	53	50	-
65-250/300	-	•	80x65	30	40	80	-	-	-	-	-	-	-	-	-	79.8	77.5	75.5	74.5	70	66	58
65-250/370	-	•	80x65	37	50	92	-	-	-	-	-	-	-	-	-	90.5	88.5	87	85	80.5	78	68

MODELLO MODEL MODELO MODÈLE QCNR	Phases 1-ph	Phases 3-ph	DN mm	Potenza Power Potencia Puissance kw	hp	Q=Portata/Delivery/Caudal/Débit us gpm 0	264	396	529	634	793	881	925	969	1057	1233	1322	1586	1762
						l/min 0	1000	1500	2000	2400	3000	3333	3500	3667	4000	4667	5000	6000	6667
						m³/h 0	60	90	120	144	180	200	210	220	240	280	300	360	400
						H=Prevalenza/Head/Altura/Hauteur (m)													
65-315/450	-	•	80x65	45	60	102	98	94.5	90	83	-	-	-	-	-	-	-	-	-
65-315/550	-	•	80x65	55	75	122	120	114.5	110	100	76	-	-	-	-	-	-	-	-
65-315/750	-	•	80x65	75	100	141	141	134.5	130	120	96	78	65.5	-	-	-	-	-	-
65-315/900	-	•	80x65	90	125	151	150	144.5	140	130	106	88	75.5	-	-	-	-	-	-

QCNR 65

DIMENSIONI E PESO/DIMENSIONS AND WEIGHT/DIMENSIONES Y PESOS/DIMENSIONS ET POIDS

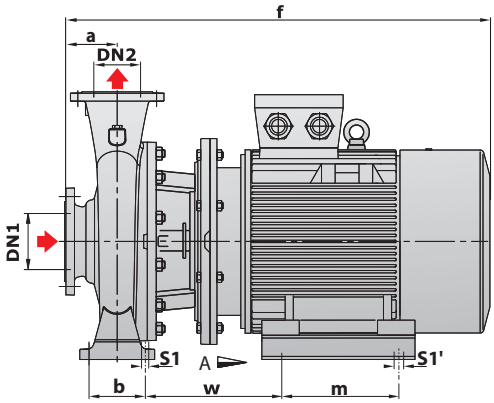

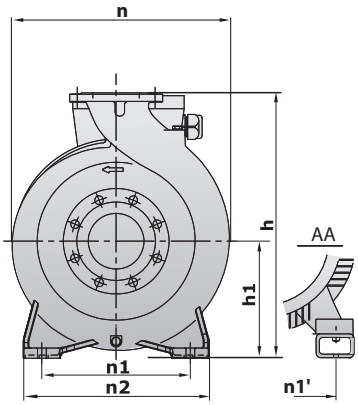

MODELLO MODEL MODELO MODÈLE QCNR	Phases 1-ph	Phases 3-ph	DIMENSIONI/DIMENSIONS/DIMENSIONES/DIMENSIONS (mm) DN1	DN2	a	f	h	h1	n	n1	n1'	n2	b	w	m	s1	s1'	kg 3-ph
65-250/220	-	•	80	65	116	870	420	180	369	280	279	360	120	237	241	18	15	**214**
65-250/300	-	•	80	65	116	990	420	180	369	280	318	360	120	278	305	18	18	**265**
65-250/370	-	•	80	65	116	990	420	180	369	280	318	360	120	278	305	18	18	**285**
65-315/450	-	•	80	65	125	1069	505	225	440	280	356	360	120	324	311	18	18	**371**
65-315/550	-	•	80	65	125	1160	505	225	440	280	406	360	120	373	349	18	24	**450**
65-315/750	-	•	80	65	125	1232	505	225	440	280	457	360	120	395	368	18	24	**582**
65-315/900	-	•	80	65	125	1283	505	225	440	280	457	360	120	395	419	18	24	**617**

QCNR 65

DATI TECNICI/TECHNICAL DATA/DATOS TÉCNICOS/DONNÉES TECHNIQUES

60 Hz n=3500 rpm

MODELLO MODEL MODELO MODÈLE QCNR	Phases 1-ph	Phases 3-ph	DN mm	Potenza Power Potencia Puissance kw	hp	Q=Portata/Delivery/Caudal/Débit us gpm 0	26	40	66	79	106	119	159	185	211	238	317	370	396	476	529	608
						l/min 0	100	150	250	300	400	450	600	700	800	900	1200	1400	1500	1800	2000	2300
						m³/h 0	6	9	15	18	24	27	36	42	48	54	72	84	90	108	120	138
						H=Prevalenza/Head/Altura/Hauteur (m)																
65-250/220	-	•	80x65	22	30	64.8	-	-	-	-	-	-	-	-	-	64.7	62	60	58.5	53	50	-
65-250/300	-	•	80x65	30	40	80	-	-	-	-	-	-	-	-	-	79.8	77.5	75.5	74.5	70	66	58
65-250/370	-	•	80x65	37	50	92	-	-	-	-	-	-	-	-	-	90.5	88.5	87	85	80.5	78	68

MODELLO MODEL MODELO MODÈLE QCNR	Phases 1-ph	Phases 3-ph	DN mm	Potenza Power Potencia Puissance kw	hp	Q=Portata/Delivery/Caudal/Débit us gpm 0	264	396	529	634	793	881	925	969	1057	1233	1322	1586	1762
						l/min 0	1000	1500	2000	2400	3000	3333	3500	3667	4000	4667	5000	6000	6667
						m³/h 0	60	90	120	144	180	200	210	220	240	280	300	360	400
						H=Prevalenza/Head/Altura/Hauteur (m)													
65-315/450	-	•	80x65	45	60	102	98	94.5	90	83	-	-	-	-	-	-	-	-	-
65-315/550	-	•	80x65	55	75	122	120	114.5	110	100	76	-	-	-	-	-	-	-	-
65-315/750	-	•	80x65	75	100	141	141	134.5	130	120	96	78	65.5	-	-	-	-	-	-
65-315/900	-	•	80x65	90	125	151	150	144.5	140	130	106	88	75.5	-	-	-	-	-	-

QCNR 65

DIMENSIONI E PESO/DIMENSIONS AND WEIGHT/DIMENSIONES Y PESOS/DIMENSIONS ET POIDS

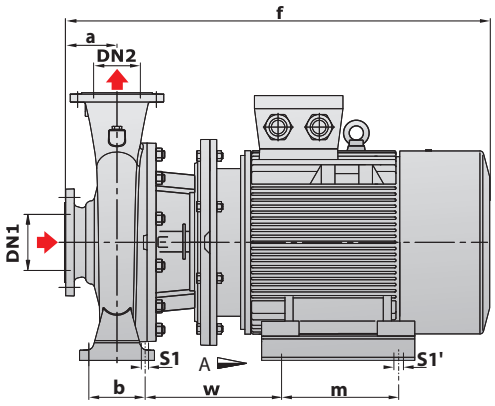

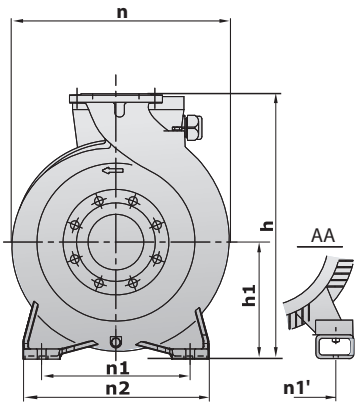

MODELLO MODEL MODELO MODÈLE QCNR	Phases 1-ph	Phases 3-ph	DIMENSIONI/DIMENSIONS/DIMENSIONES/DIMENSIONS (mm) DN1	DN2	a	f	h	h1	n	n1	n1'	n2	b	w	m	s1	s1'	kg 3-ph
65-250/220	-	•	80	65	116	870	420	180	369	280	279	360	120	237	241	18	15	**214**
65-250/300	-	•	80	65	116	990	420	180	369	280	318	360	120	278	305	18	18	**265**
65-250/370	-	•	80	65	116	990	420	180	369	280	318	360	120	278	305	18	18	**285**
65-315/450	-	•	80	65	125	1069	505	225	440	280	356	360	120	324	311	18	18	**371**
65-315/550	-	•	80	65	125	1160	505	225	440	280	406	360	120	373	349	18	24	**450**
65-315/750	-	•	80	65	125	1232	505	225	440	280	457	360	120	395	368	18	24	**582**
65-315/900	-	•	80	65	125	1283	505	225	440	280	457	360	120	395	419	18	24	**617**

QCN 65-125

CURVA DI PRESTAZIONE/PERFORMANCE CURVE/CURVA DE RENDIMIENTO/COURBE DE PERFORMANCE

60 Hz n=3500 rpm

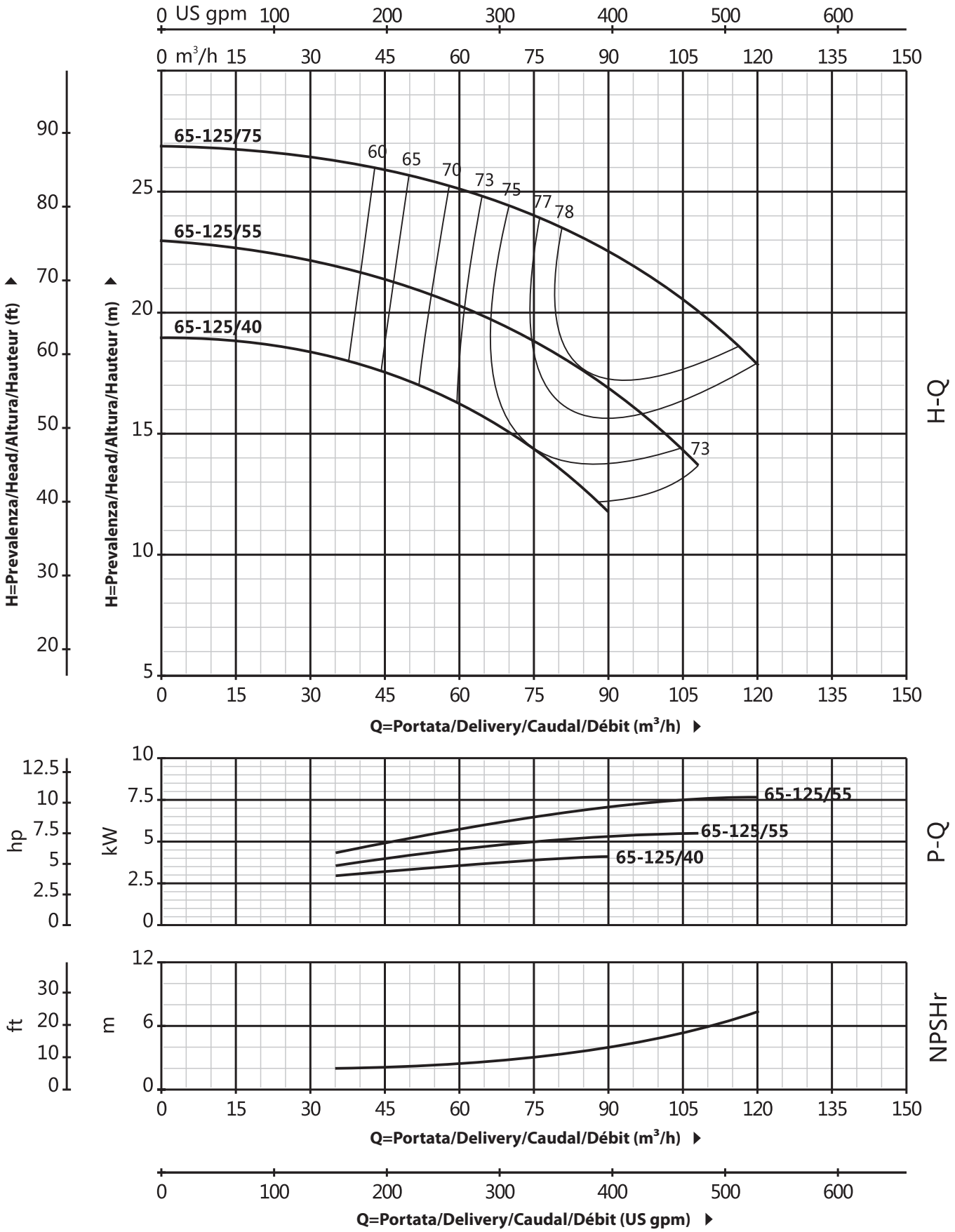

QCN 65-160

CURVA DI PRESTAZIONE/PERFORMANCE CURVE/CURVA DE RENDIMIENTO/COURBE DE PERFORMANCE

60 Hz n=3500 rpm

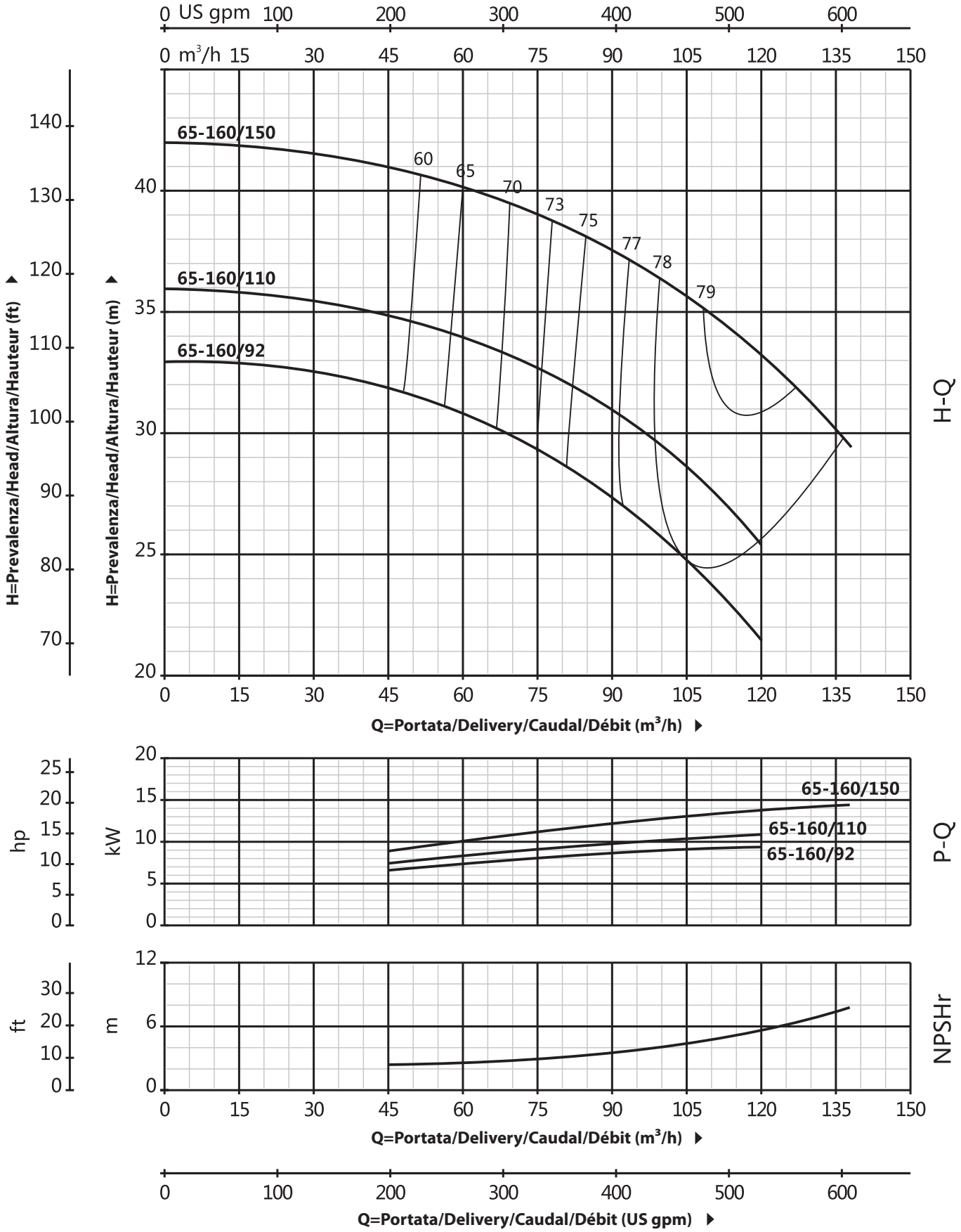

QCN 65-200

CURVA DI PRESTAZIONE/PERFORMANCE CURVE/CURVA DE RENDIMIENTO/COURBE DE PERFORMANCE

60 Hz n=3500 rpm

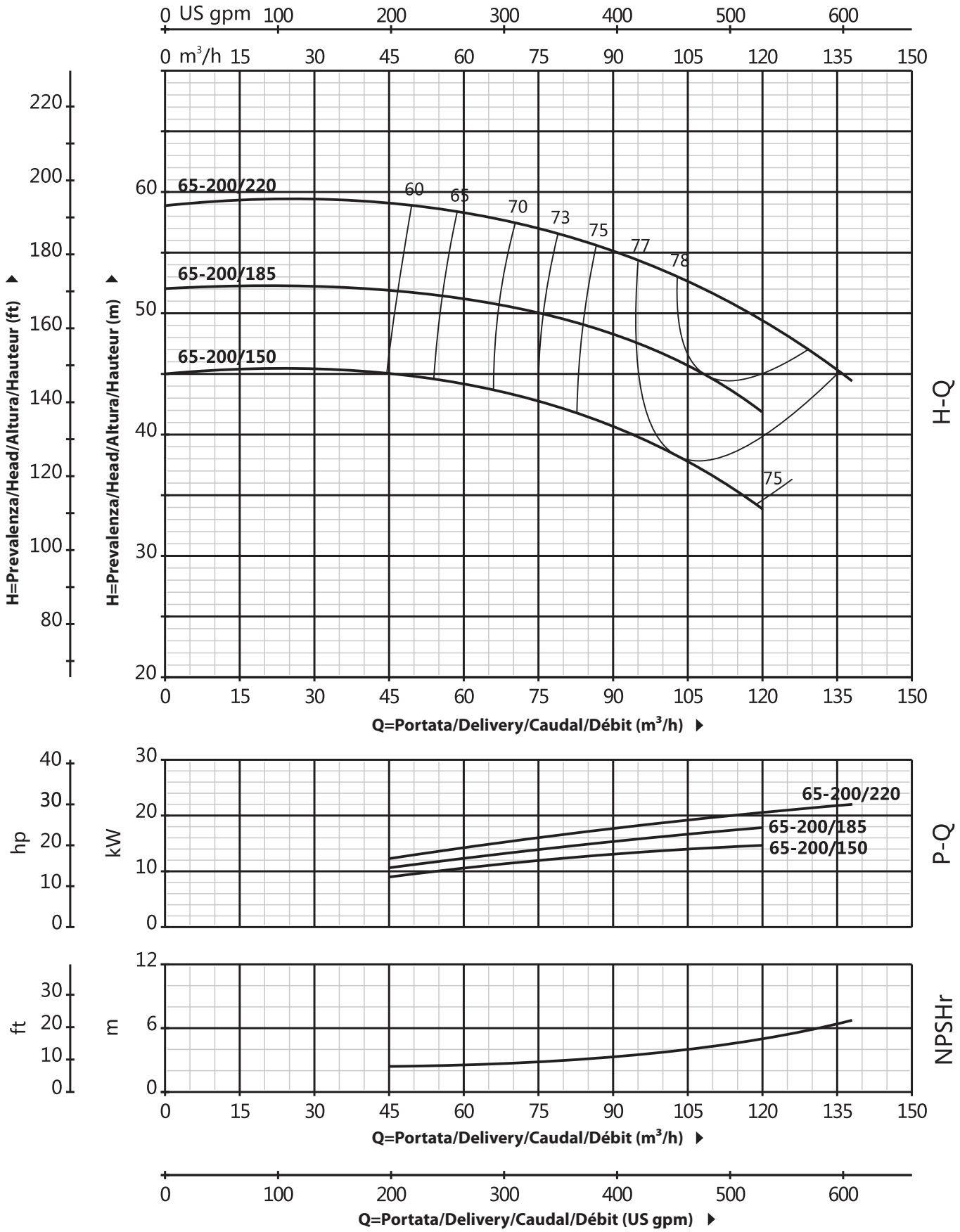

QCNR 65-250

CURVA DI PRESTAZIONE/PERFORMANCE CURVE/CURVA DE RENDIMIENTO/COURBE DE PERFORMANCE

60 Hz n=3500 rpm

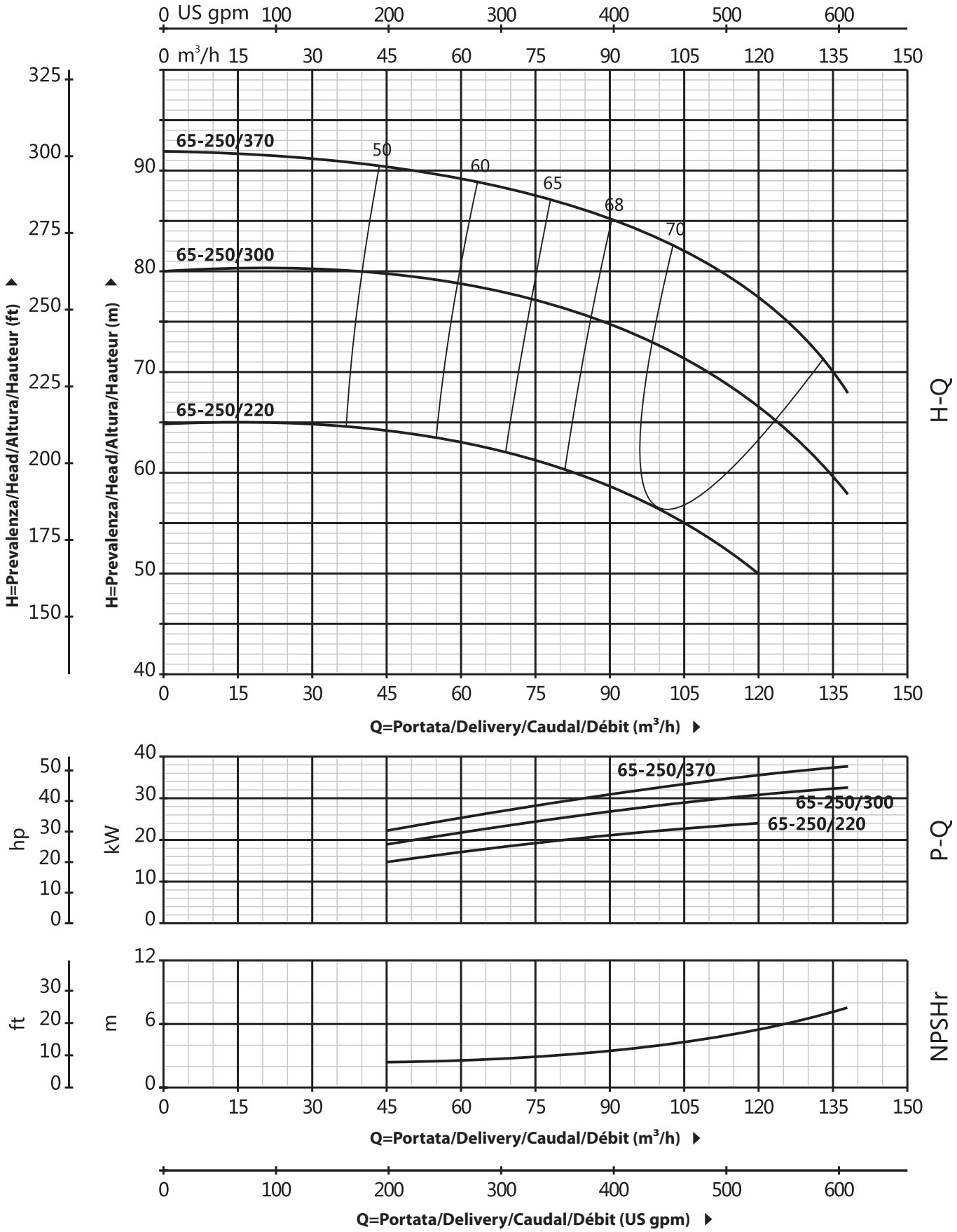

QCNR 65-315

CURVA DI PRESTAZIONE/PERFORMANCE CURVE/CURVA DE RENDIMIENTO/COURBE DE PERFORMANCE

60 Hz n=3500 rpm

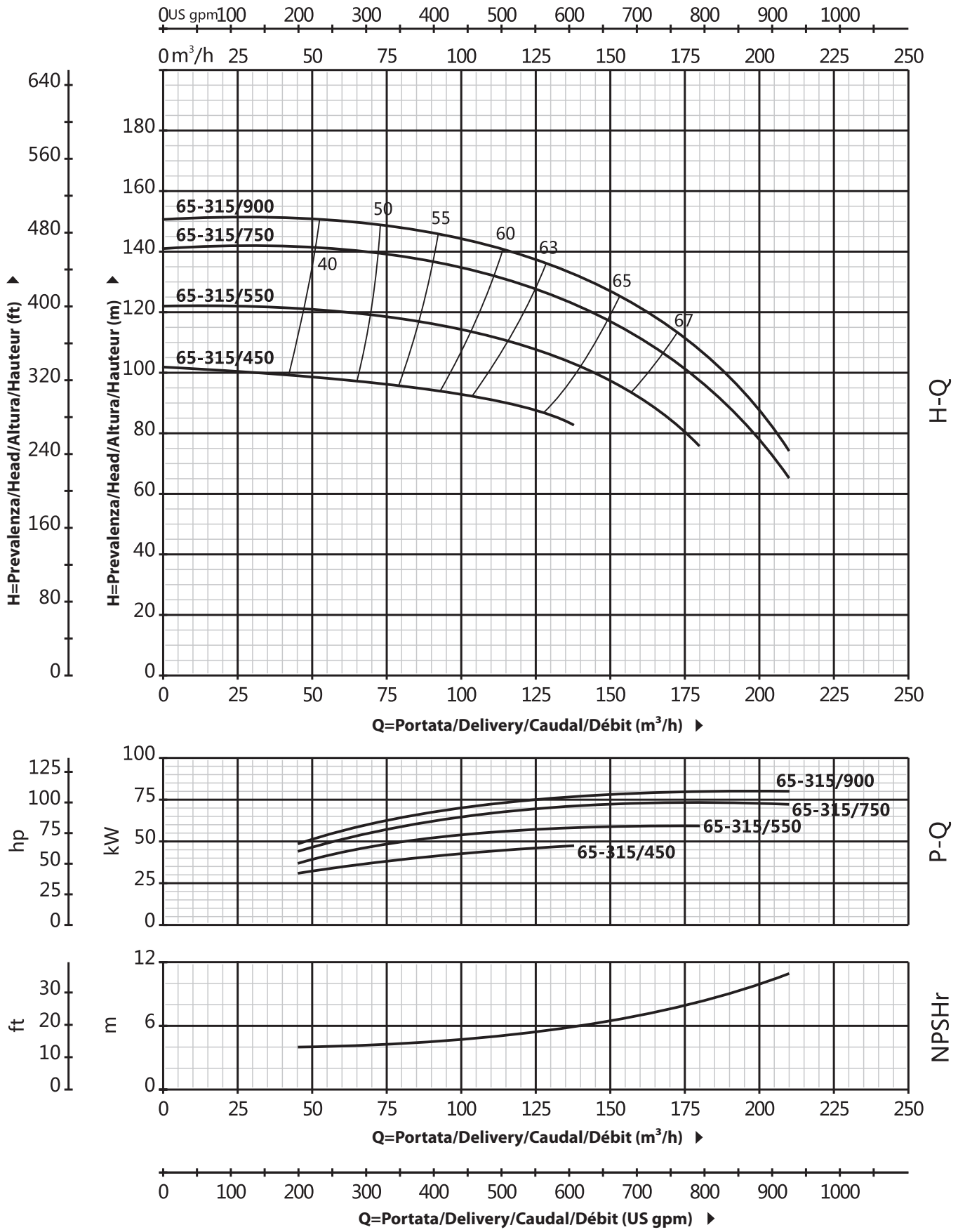

QCN 80

CURVA DI PRESTAZIONE/PERFORMANCE CURVE/CURVA DE RENDIMIENTO/COURBE DE PERFORMANCE

60 Hz n=3500 rpm

MODELLO MODEL MODELO MODÈLE QCN	Phases 1-ph	Phases 3-ph	DN mm	Potenza Power Potencia Puissance kw	hp	Q=Portata/Delivery/Caudal/Débit us gpm 0	264	396	529	634	793	881	925	969	1057	1233	1322	1586	1762
						l/min 0	1000	1500	2000	2400	3000	3333	3500	3667	4000	4667	5000	6000	6667
						m³/h 0	60	90	120	144	180	200	210	220	240	280	300	360	400
						H=Prevalenza/Head/Altura/Hauteur (m)													
80-125/40	-	•	100x80	4	5.5	17	15	12.3	7.5	-	-	-	-	-	-	-	-	-	-
80-125/55	-	•	100x80	5.5	7.5	21	19.6	17.4	13.4	9.5	-	-	-	-	-	-	-	-	-
80-125/75	-	•	100x80	7.5	10	26	24.8	23	19.5	16.5	-	-	-	-	-	-	-	-	-
80-160/110	-	•	100x80	11	15	28	27	27.3	24.5	21.1	16	-	-	-	-	-	-	-	-
80-160/150	-	•	100x80	15	20	34	32.6	32.5	30.2	27	22.1	18.5	16.7	-	-	-	-	-	-
80-160/185	-	•	100x80	18.5	25	39	38.5	38	36.7	33.6	28.8	25.3	23.5	-	-	-	-	-	-
80-160/220	-	•	100x80	22	30	44	43.5	43	41.7	38.6	33.8	30.3	28.5	-	-	-	-	-	-

QCN 80

DIMENSIONI E PESO/DIMENSIONS AND WEIGHT/DIMENSIONES Y PESOS/DIMENSIONS ET POIDS

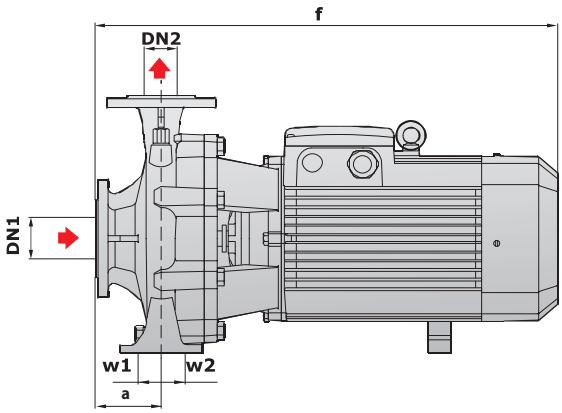

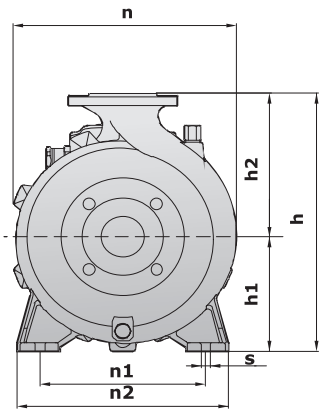

MODELLO/MODEL MODELO/MODÈLE QCN	Phases 1-ph	Phases 3-ph	DIMENSIONI/DIMENSIONS/DIMENSIONES/DIMENSIONS (mm) DN1	DN2	a	f	h	h1	h2	n	n1	n2	w1	w2	s	kg 3-ph
80-125/40	-	•	100	80	117	750	357	163	194	330	212	280	49	49	15	56
80-125/55-75	-	•														68/74
80-160/110	-	•			88	750	435	186	250	330	255	332				113
80-160/150-185-220	-	•														143/150/183

QCNR 80

DATI TECNICI/TECHNICAL DATA/DATOS TÉCNICOS/DONNÉES TECHNIQUES

60 Hz n=3500 rpm

MODELLO MODEL MODELO MODÈLE QCNR	Phases 1-ph	Phases 3-ph	DN mm	Potenza Power Potencia Puissance kw	hp	Q=Portata/Delivery/Caudal/Débit us gpm	0	264	396	529	634	793	881	925	969	1057	1233	1322	1586	1762
						l/min	0	1000	1500	2000	2400	3000	3333	3500	3667	4000	4667	5000	6000	6667
						m³/h	0	60	90	120	144	180	200	210	220	240	280	300	360	400
						H=Prevalenza/Head/Altura/Hauteur (m)														
80-200/220	-	•	100x80	22	30	48	47.7	47.5	43.5	39.2	32.5	27.2	24.5	-	-	-	-	-	-
80-200/300	-	•	100x80	30	40	60	59.7	59.5	57	53.1	47	42.7	40.5	-	-	-	-	-	-
80-250/370	-	•	100x80	37	50	71.5	70.9	70.5	65.5	59.3	51	43.2	38.5	-	-	-	-	-	-
80-250/450	-	•	100x80	45	60	88	86.7	86	83.6	78.5	70.5	60	51	-	-	-	-	-	-
80-250/550	-	•	100x80	55	75	94.5	94.5	94.5	91.8	87	79.5	72.1	68.3	-	-	-	-	-	-
80-315/450	-	•	100x80	45	60	85	84	82.6	82	78	68.3	61	56	-	-	-	-	-	-
80-315/550	-	•	100x80	55	75	98	97	95.6	95	91	81.3	74	69	-	-	-	-	-	-
80-315/750	-	•	100x80	75	100	124	123	121.6	121	117	107.3	100	95	90	80.8	-	-	-	-
80-315/900	-	•	100x80	90	125	144	143	141.6	141	137	127.3	120	115	110	100.8	-	-	-	-

QCNR 80

DIMENSIONI E PESO/DIMENSIONS AND WEIGHT/DIMENSIONES Y PESOS/DIMENSIONS ET POIDS

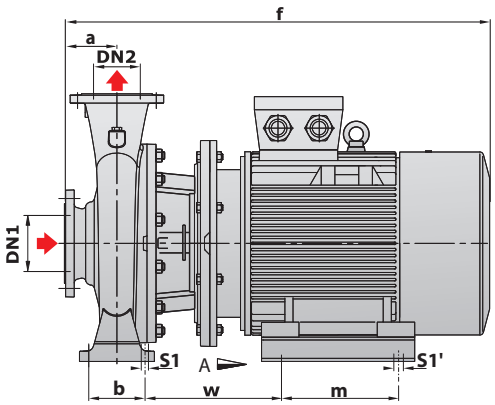

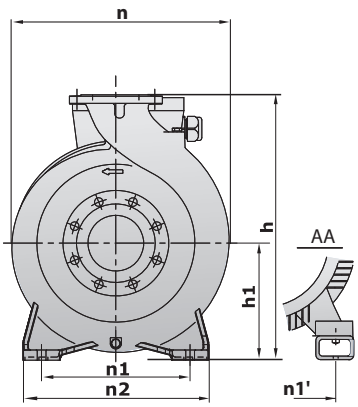

MODELLO MODEL MODELO MODÈLE QCNR	Phases 1-ph	Phases 3-ph	DIMENSIONI/DIMENSIONS/DIMENSIONES/DIMENSIONS (mm) DN1	DN2	a	f	h	h1	n	n1	n1'	n2	b	w	m	s1	s1'	kg 3-ph
80-200/220	-	•	100	80	125	880	460	250	360	280	279	345	95	251	241	14	15	**211**
80-200/300	-	•	100	80	125	950	460	250	360	280	318	345	95	242	305	14	18	**262**
80-250/370	-	•	100	80	125	950	535	250	410	315	318	400	120	229	305	18	18	**289**
80-250/450	-	•	100	80	125	980	535	250	410	315	356	400	120	235	311	18	18	**362**
80-250/550	-	•	100	80	125	1160	535	250	410	315	406	400	120	373	349	18	24	**441**
80-315/450	-	•	100	80	125	1069	565	250	452	315	356	400	120	324	311	18	18	**381**
80-315/550	-	•	100	80	125	1160	565	250	452	315	406	400	120	373	349	18	24	**460**
80-315/750	-	•	100	80	125	1232	565	250	452	315	457	400	120	395	368	18	24	**592**
80-315/900	-	•	100	80	125	1283	565	250	452	315	457	400	120	395	419	18	24	**627**

QCN 80-125

CURVA DI PRESTAZIONE/PERFORMANCE CURVE/CURVA DE RENDIMIENTO/COURBE DE PERFORMANCE

60 Hz n=3500 rpm

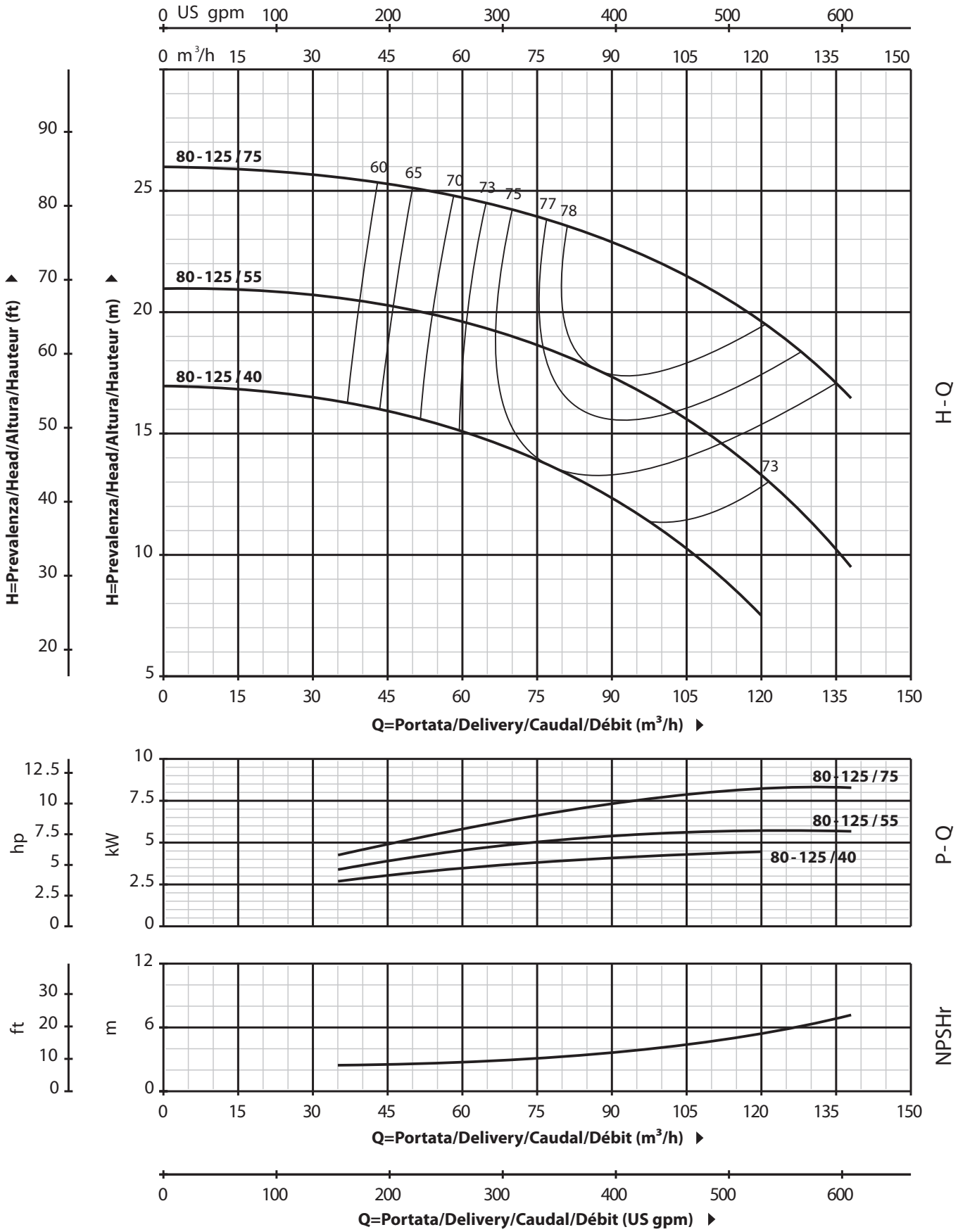

QCN 80-160

CURVA DI PRESTAZIONE/PERFORMANCE CURVE/CURVA DE RENDIMIENTO/COURBE DE PERFORMANCE

60 Hz n=3500 rpm

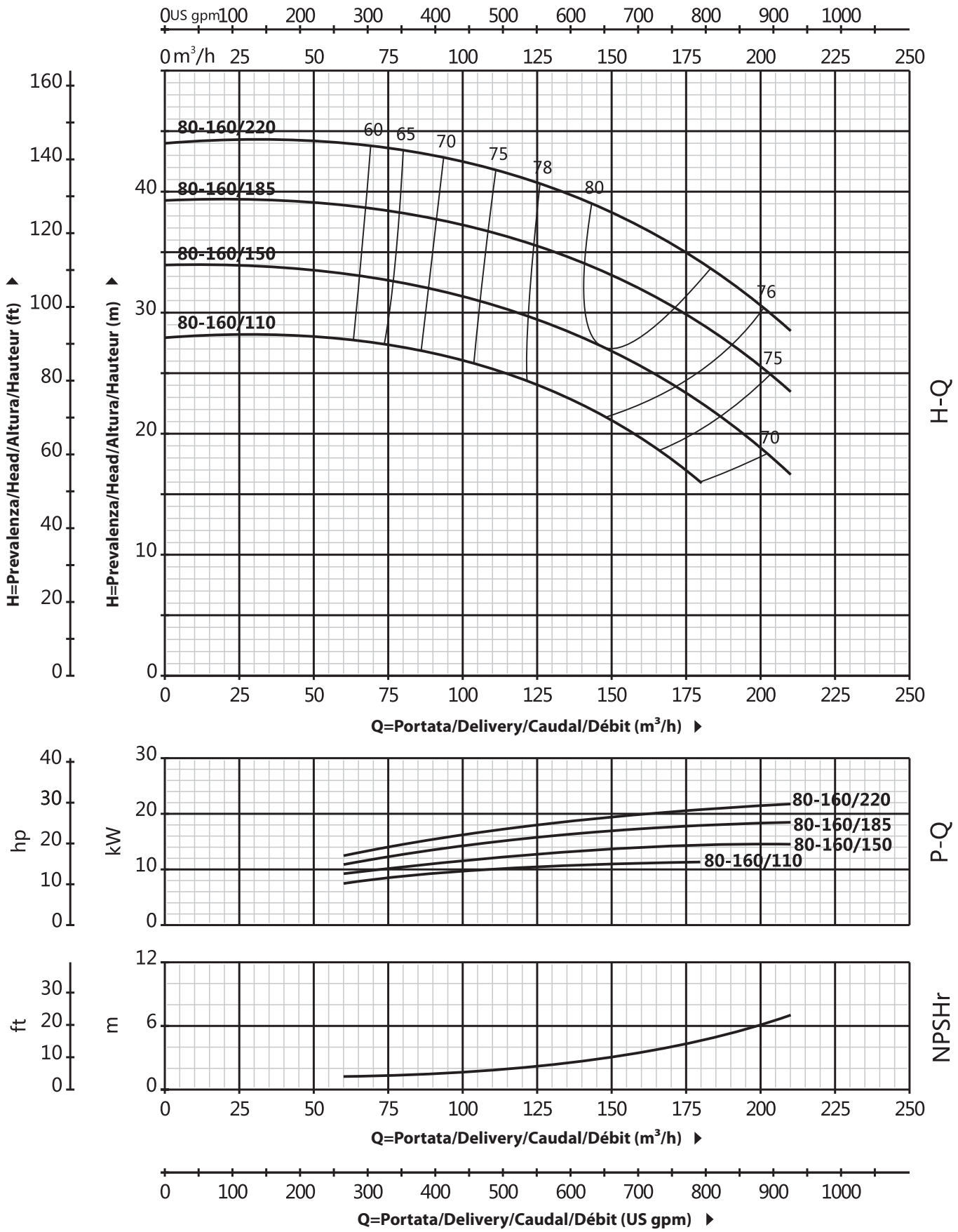

QCNR 80-200

CURVA DI PRESTAZIONE/PERFORMANCE CURVE/CURVA DE RENDIMIENTO/COURBE DE PERFORMANCE

60 Hz n=3500 rpm

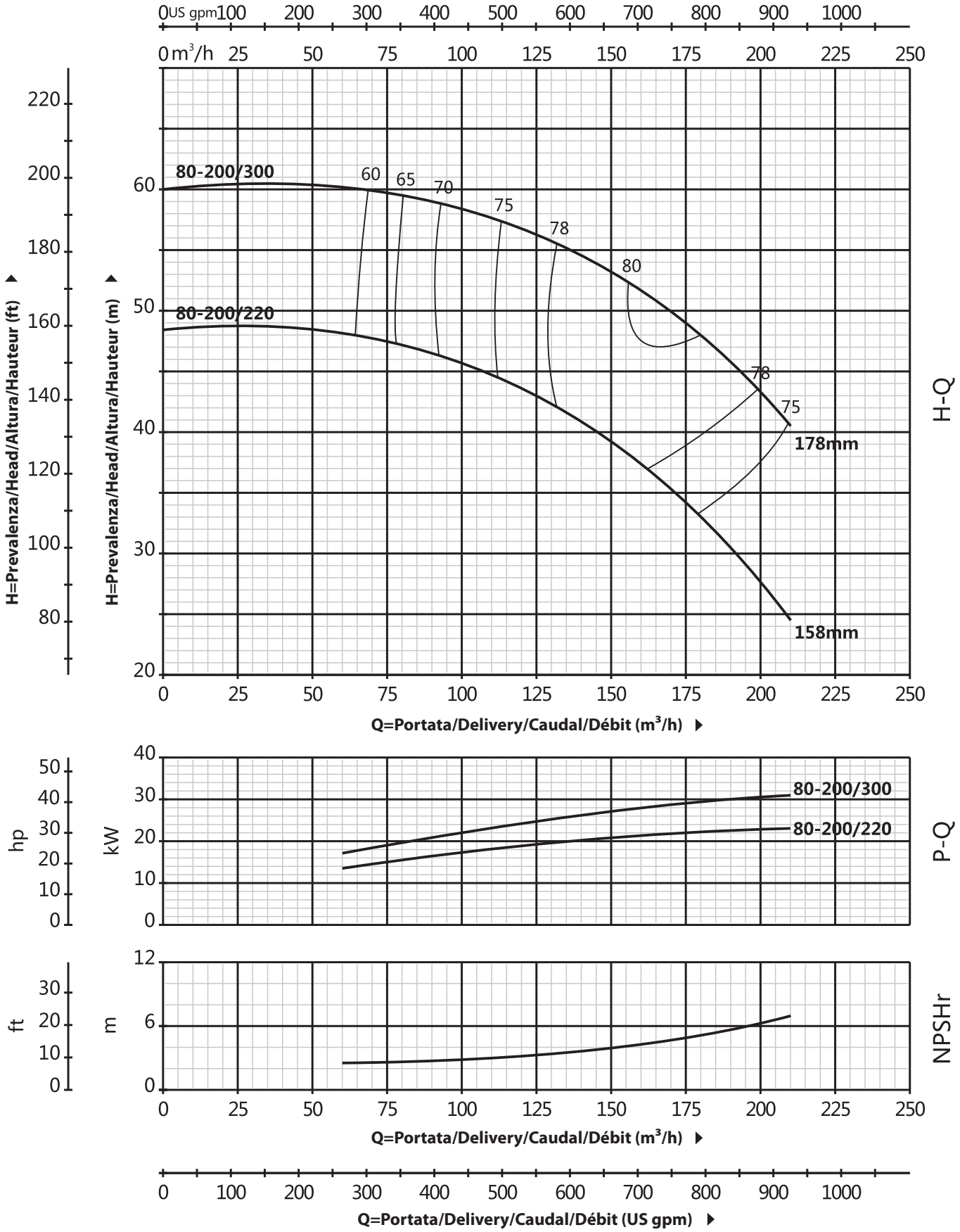

QCNR 80-250

CURVA DI PRESTAZIONE/PERFORMANCE CURVE/CURVA DE RENDIMIENTO/COURBE DE PERFORMANCE

60 Hz n=3500 rpm

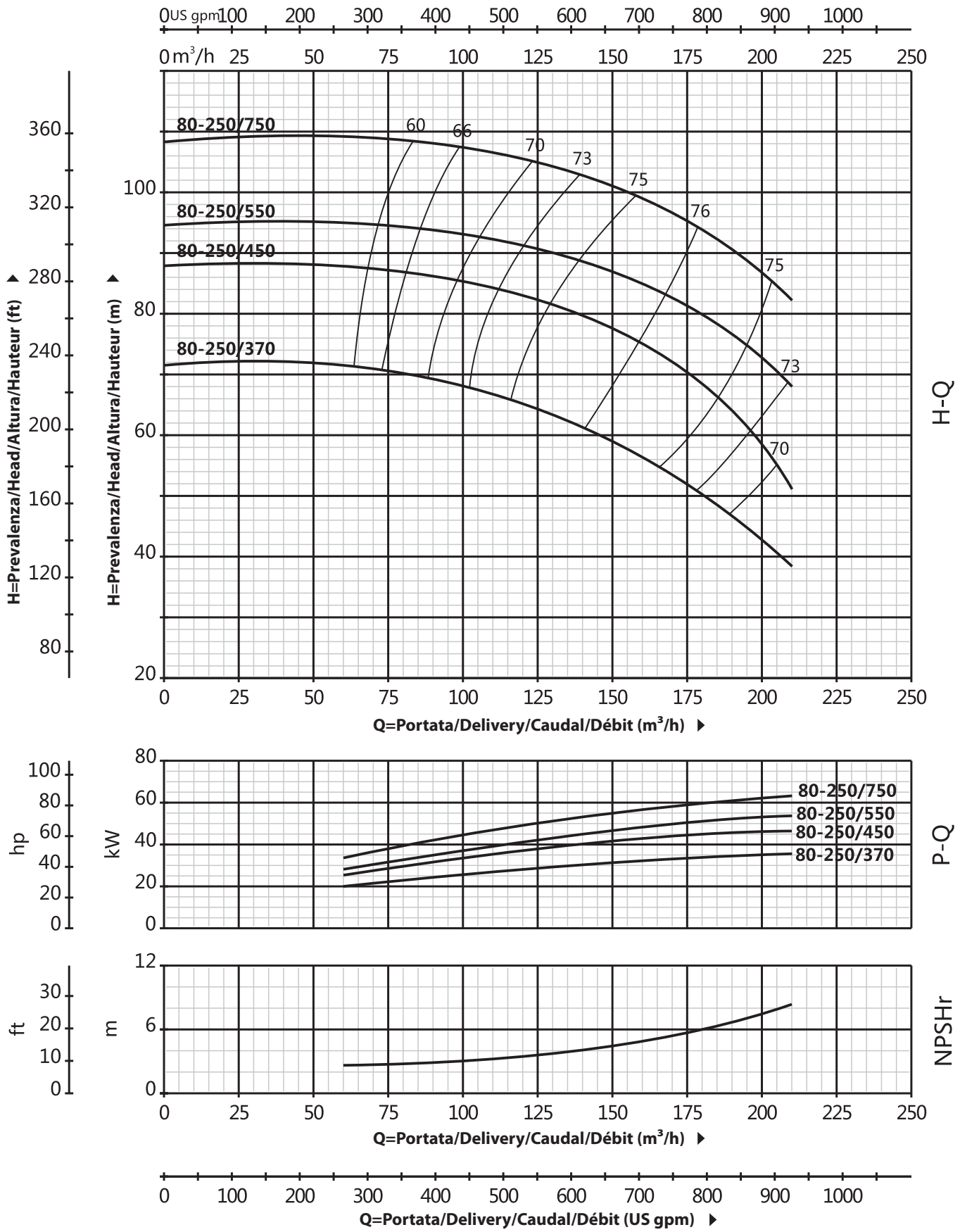

QCNR 80-315

CURVA DI PRESTAZIONE/PERFORMANCE CURVE/CURVA DE RENDIMIENTO/COURBE DE PERFORMANCE

60 Hz n=3500 rpm

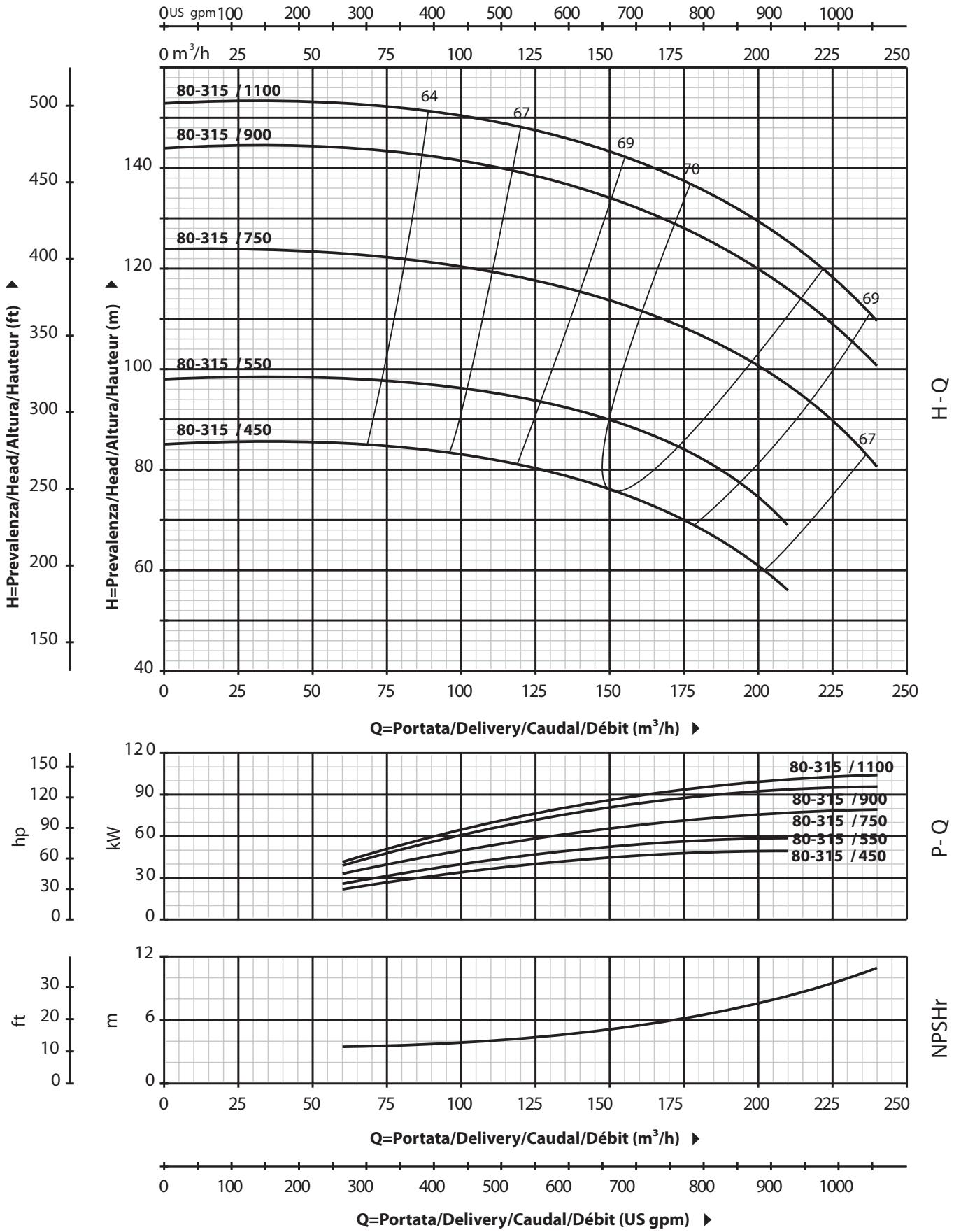

QCN 100

DATI TECNICI/TECHNICAL DATA/DATOS TÉCNICOS/DONNÉES TECHNIQUES

60 Hz n=3500 rpm

MODELLO MODEL MODELO MODÈLE QCN	Phases 1-ph	Phases 3-ph	DN mm	Potenza Power Potencia Puissance kw	hp	Q=Portata/Delivery/Caudal/Débit us gpm	0	264	396	529	634	793	881	925	969	1057	1233	1322	1586	1762
						l/min	0	1000	1500	2000	2400	3000	3333	3500	3667	4000	4667	5000	6000	6667
						m³/h	0	60	90	120	144	180	200	210	220	240	280	300	360	400
						H=Prevalenza/Head/Altura/Hauteur (m)														
100-160/150	-	•	125x100	15	20	35	33.5	32.5	30	27.8	24.5	21.5	20	18.3	15	-	-	-	-
100-160/185	-	•	125x100	18.5	25	38.5	37.5	36.5	34.3	32.2	29	25.7	24	22	18	-	-	-	-
100-160/220	-	•	125x100	22	30	43	41	40	37.6	35.2	31.5	28.5	27	25.3	22	-	-	-	-

QCN 100

DIMENSIONI E PESO/DIMENSIONS AND WEIGHT/DIMENSIONES Y PESOS/DIMENSIONS ET POIDS

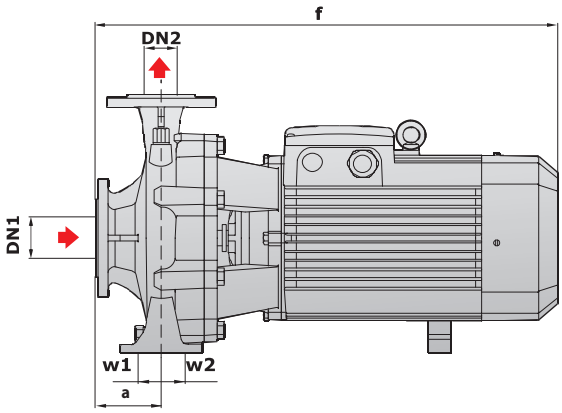

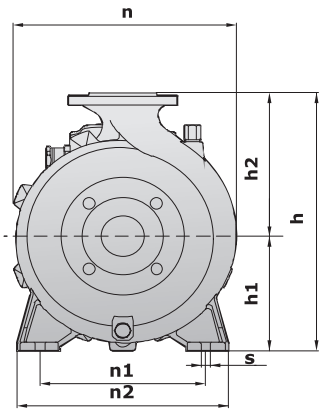

MODELLO/MODEL MODELO/MODÈLE QCN	Phases 1-ph	Phases 3-ph	DIMENSIONI/DIMENSIONS/DIMENSIONES/DIMENSIONS (mm) DN1	DN2	a	f	h	h1	h2	n	n1	n2	w1	w2	s	kg 3-ph
100-160/150-185-220	-	•	125	100	130	765	435	186	250	345	262	340	55	55	16	143/150/183

QCNR 100

DATI TECNICI/TECHNICAL DATA/DATOS TÉCNICOS/DONNÉES TECHNIQUES

60 Hz n=3500 rpm

MODELLO MODEL MODELO MODÈLE QCNR	Phases 1-ph	Phases 3-ph	DN mm	Potenza Power Potencia Puissance kw	hp	Q=Portata/Delivery/Caudal/Débit us gpm 0	264	396	529	634	793	881	925	969	1057	1233	1322	1586	1762
						l/min 0	1000	1500	2000	2400	3000	3333	3500	3667	4000	4667	5000	6000	6667
						m³/h 0	60	90	120	144	180	200	210	220	240	280	300	360	400
						H=Prevalenza/Head/Altura/Hauteur (m)													
100-200/220	-	•	125x100	22	30	38.5	36.7	35.7	33.8	31.7	28.5	26.8	26	25	22.9	16.3	13	-	-
100-200/300	-	•	125x100	30	40	44.5	42.5	42	40.2	38.8	36.7	34.2	33	31.7	29	21.7	18	-	-
100-200/370	-	•	125x100	37	50	55	53	51	50.6	49.2	47	45	44	42.8	40.5	32.8	29	-	-
100-250/450	-	•	125x100	45	60	65	65	64	63	61	58	56	55	53.3	50	39	33.5	-	-
100-250/550	-	•	125x100	55	75	77	76	75.5	75	73.8	72	71.7	71.5	70.7	69	62.3	59	-	-
100-250/750	-	•	125x100	75	100	91	91	90.5	89.7	88	85.5	84	83.3	81.5	78	71.7	68.5	48	-
100-250/900	-	•	125x100	90	125	100	100	99.5	98.7	97	94.5	93	92.3	90.5	87	80.7	77.5	57	-
100-315/750	-	•	125x100	75	100	80	-	-	78.5	76.7	74	73	72.8	72.5	70.7	68	64	52	-
100-315/900	-	•	125x100	90	125	100	-	-	98.5	96.7	94	93	92.8	92.5	90.7	88	84	72	-
100-315/1100	-	•	125x100	110	150	118	-	-	116.5	114.7	112	111	110.8	110.5	108.7	106	102	90	-
100-315/1320	-	•	125x100	132	180	129	-	-	127.5	125.7	123	122	121.8	121.5	119.7	117	112	101	-
100-315/1600	-	•	125x100	160	220	148	-	-	146.5	144.7	142	141	140.8	140.5	138.7	136	132	120	-

QCNR 100

DIMENSIONI E PESO/DIMENSIONS AND WEIGHT/DIMENSIONES Y PESOS/DIMENSIONS ET POIDS

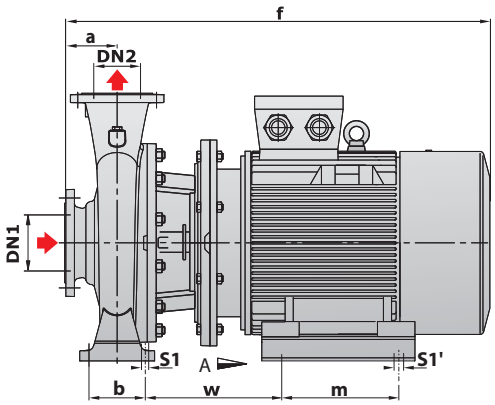

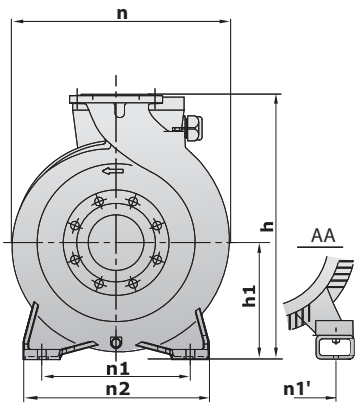

MODELLO MODEL MODELO MODÈLE QCNR	Phases 1-ph	Phases 3-ph	DIMENSIONI/DIMENSIONS/DIMENSIONES/DIMENSIONS (mm) DN1	DN2	a	f	h	h1	n	n1	n1'	n2	b	w	m	s1	s1'	kg 3-ph
100-200/220	-	•	125	100	125	910	530	225	422	280	279	360	120	268	241	18	15	**216**
100-200/300	-	•	125	100	125	1025	530	225	422	280	318	360	120	304	305	18	18	**267**
100-200/370	-	•	125	100	125	1025	530	225	422	280	318	360	120	304	305	18	18	**287**
100-250/450	-	•	125	100	140	1000	580	250	450	315	356	400	120	240	311	18	18	**366**
100-250/550	-	•	125	100	140	1180	580	250	450	315	406	400	120	378	349	18	24	**445**
100-250/750	-	•	125	100	140	1250	580	250	450	315	457	400	120	398	368	18	24	**577**
100-250/900	-	•	125	100	140	1300	580	250	422	315	457	400	120	397	419	18	24	**612**
100-315/750	-	•	125	100	140	1262	625	250	480	315	457	400	120	410	368	19	24	**591**
100-315/900	-	•	125	100	140	1313	625	250	480	315	457	400	120	410	419	19	24	**626**
100-315/1100	-	•	125	100	140	1474	625	250	480	315	508	400	120	436	406	19	28	**972**
100-315/1320	-	•	125	100	140	1584	625	250	480	315	508	400	120	436	457	19	28	**1087**
100-315/1600	-	•	125	100	140	1584	625	250	480	315	508	400	120	436	508	19	28	**1125**

QCN 100-160

CURVA DI PRESTAZIONE/PERFORMANCE CURVE/CURVA DE RENDIMIENTO/COURBE DE PERFORMANCE

60 Hz n=3500 rpm

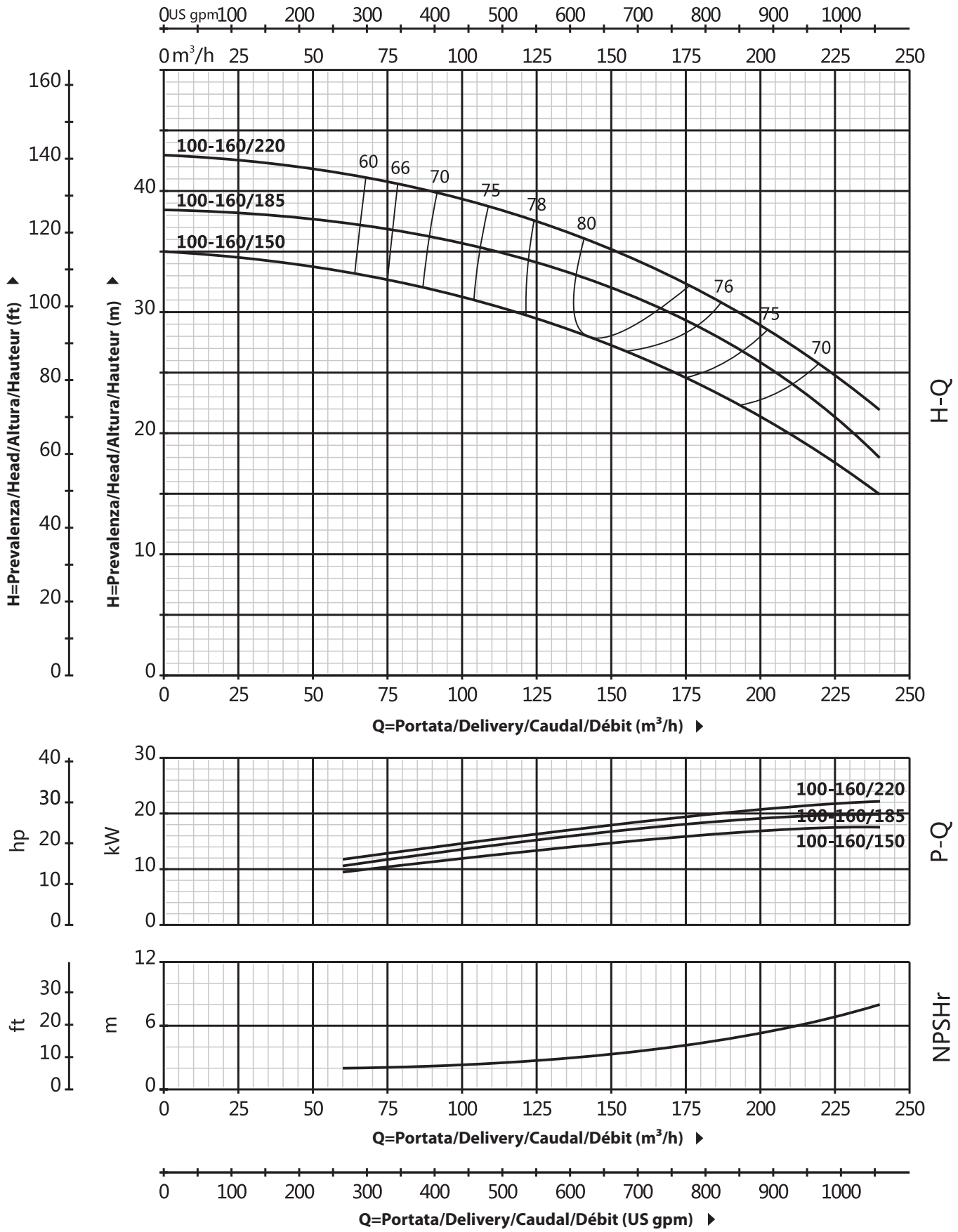

QCNR 100-200

CURVA DI PRESTAZIONE/PERFORMANCE CURVE/CURVA DE RENDIMIENTO/COURBE DE PERFORMANCE

60 Hz n=3500 rpm

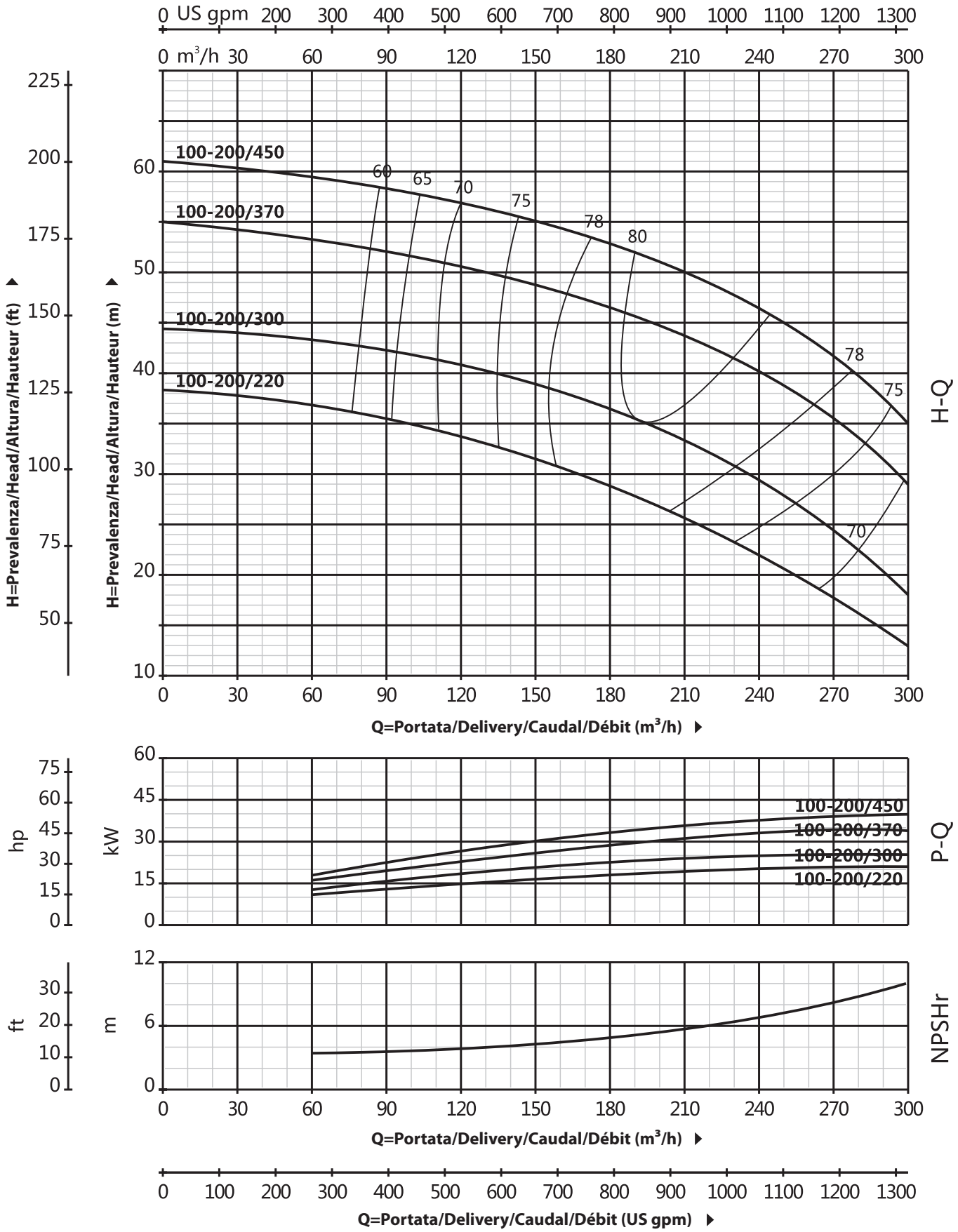

QCNR 100-250

CURVA DI PRESTAZIONE/PERFORMANCE CURVE/CURVA DE RENDIMIENTO/COURBE DE PERFORMANCE

60 Hz n=3500 rpm

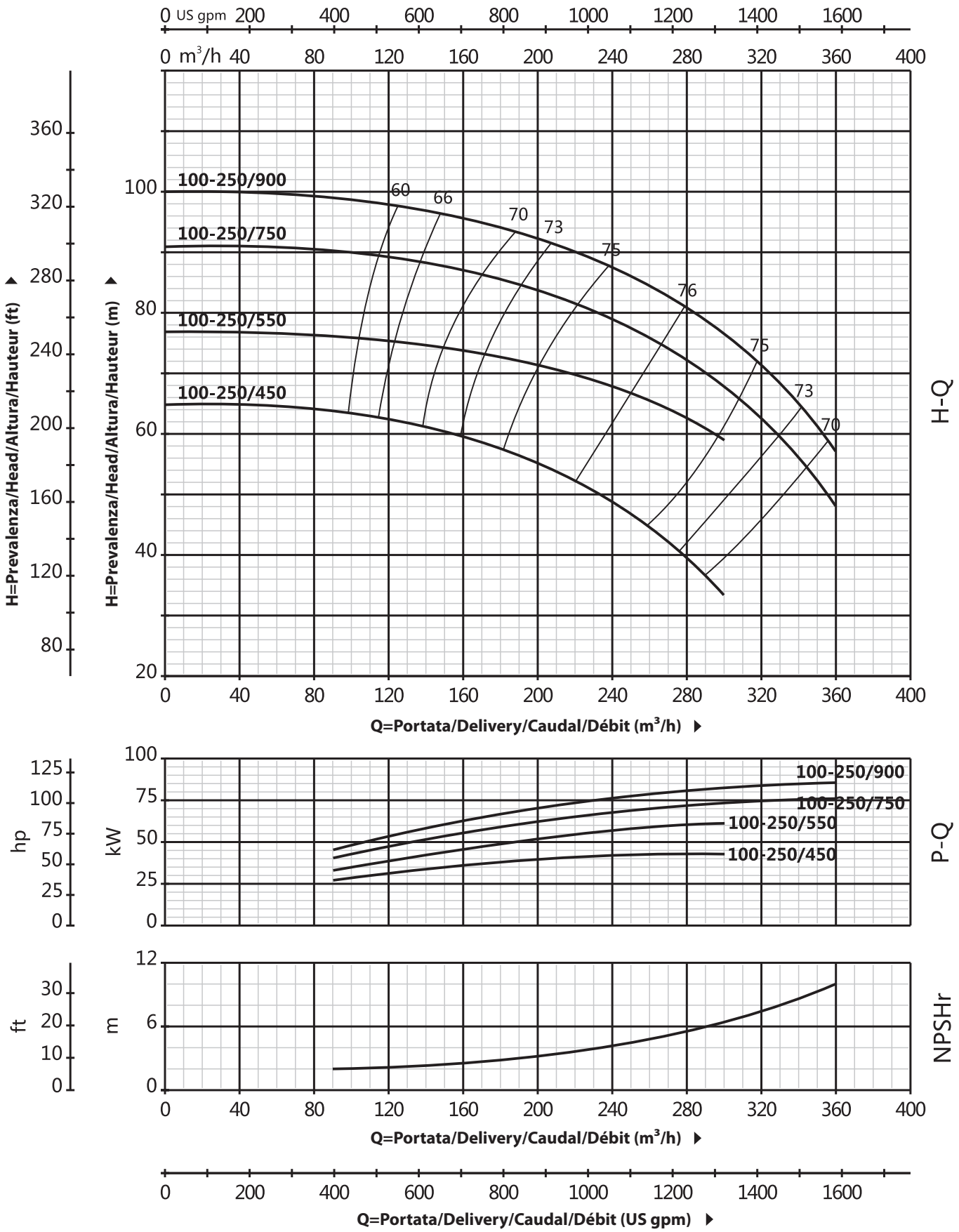

QCNR 100-315

CURVA DI PRESTAZIONE/PERFORMANCE CURVE/CURVA DE RENDIMIENTO/COURBE DE PERFORMANCE

60 Hz n=3500 rpm

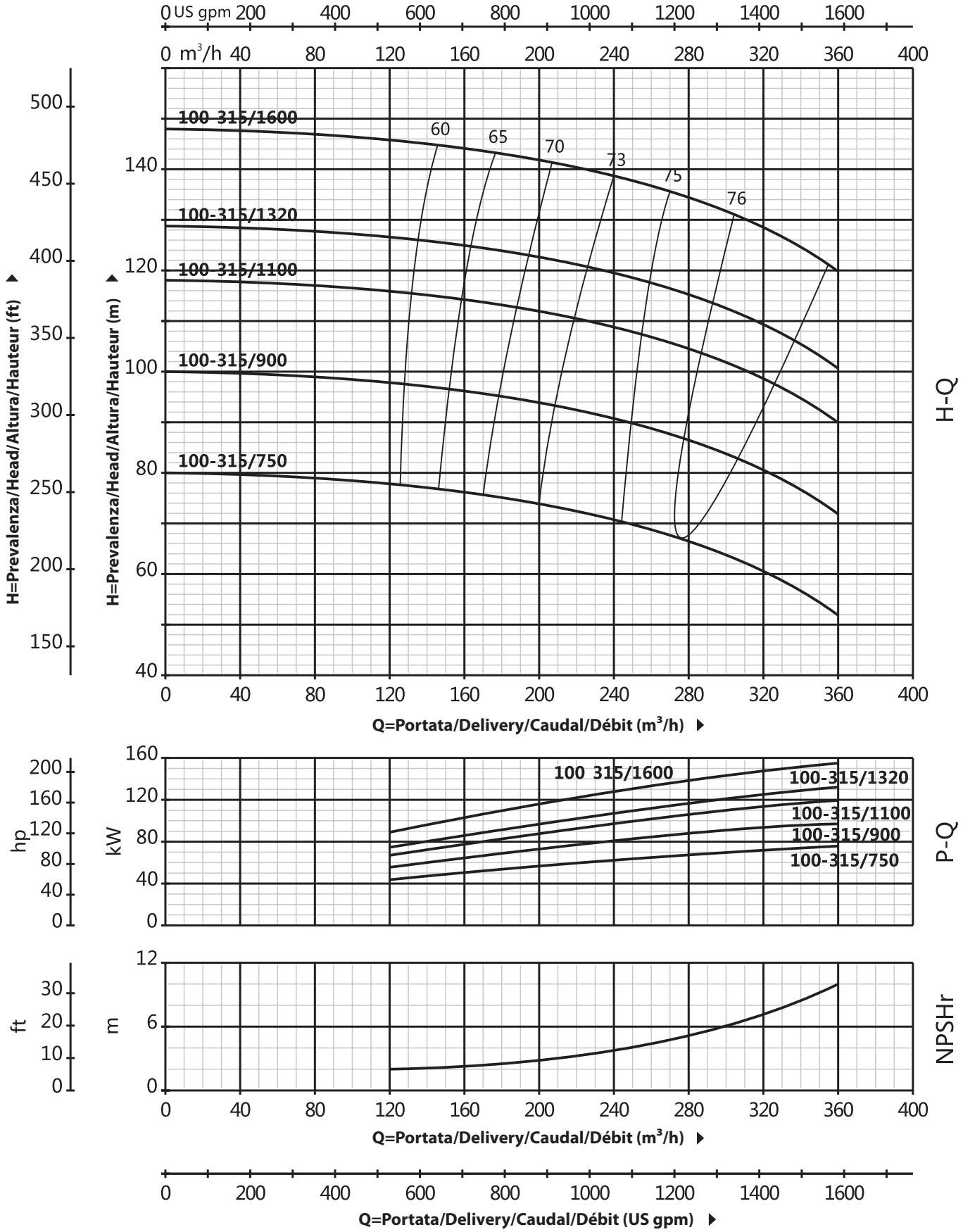

QCNR 125

DATI TECNICI/TECHNICAL DATA/DATOS TÉCNICOS/DONNÉES TECHNIQUES

60 Hz n=3500 rpm

MODELLO MODEL MODELO MODÈLE QCNR	Phases 1-ph	Phases 3-ph	DN mm	Potenza Power Potencia Puissance kw	hp	Q=Portata/Delivery/Caudal/Débit us gpm 0	264	396	529	634	793	881	925	969	1057	1233	1322	1586	1762
						l/min 0	1000	1500	2000	2400	3000	3333	3500	3667	4000	4667	5000	6000	6667
						m³/h 0	60	90	120	144	180	200	210	220	240	280	300	360	400
						H=Prevalenza/Head/Altura/Hauteur (m)													
125-200/450	-	•	150x125	45	60	39.8	-	-	39.3	39.2	39	38.9	38.9	38.8	37.5	35	34	28.6	25
125-200/550	-	•	150x125	55	75	50.5	-	-	49.3	49.2	49	48.9	48.9	48.8	47.5	45	44	38.6	35
125-200/750	-	•	150x125	75	100	61.5	-	-	60.3	60.2	60	59.9	59.9	59.8	58.5	56	55	49.6	46
125-250/550	-	•	150x125	55	75	70	-	-	67	66	64	63	62	61	59.5	54	50.5	-	-
125-250/750	-	•	150x125	75	100	80	-	-	76.5	75.5	74	73	72	71.5	70	67	65	56	-
125-250/900	-	•	150x125	90	125	87	-	-	84	82.5	81	79.5	79	78	77	73.5	71.5	65	60

QCNR 125

DIMENSIONI E PESO/DIMENSIONS AND WEIGHT/DIMENSIONES Y PESOS/DIMENSIONS ET POIDS

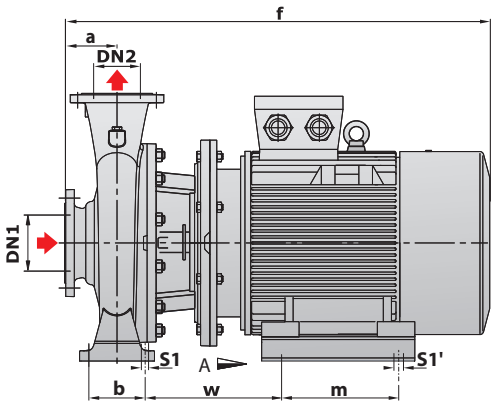

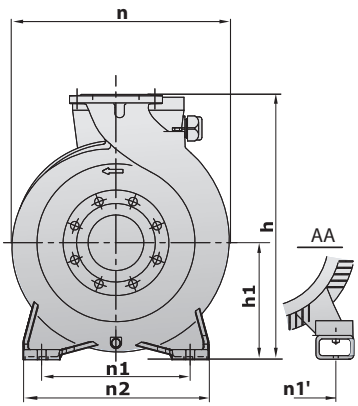

MODELLO MODEL MODELO MODÈLE QCNR	Phases 1-ph	Phases 3-ph	DIMENSIONI/DIMENSIONS/DIMENSIONES/DIMENSIONS (mm) DN1	DN2	a	f	h	h1	n	n1	n1'	n2	b	w	m	s1	s1'	kg 3-ph
125-200/450	-	•	150	125	140	1099	565	250	422	315	356	400	120	339	311	19	18	378
125-200/550	-	•	150	125	140	1190	565	250	422	315	406	400	120	388	349	19	24	457
125-200/750	-	•	150	125	140	1262	565	250	422	315	457	400	120	410	368	19	24	589
125-250/550	-	•	150	125	140	1190	605	250	500	315	406	400	120	388	349	19	24	457
125-250/750	-	•	150	125	140	1262	605	250	500	315	457	400	120	410	368	19	24	589
125-250/900	-	•	150	125	140	1313	605	250	500	315	457	400	120	410	419	19	24	624

QCNR 125-200

CURVA DI PRESTAZIONE/PERFORMANCE CURVE/CURVA DE RENDIMIENTO/COURBE DE PERFORMANCE

60 Hz n=3500 rpm

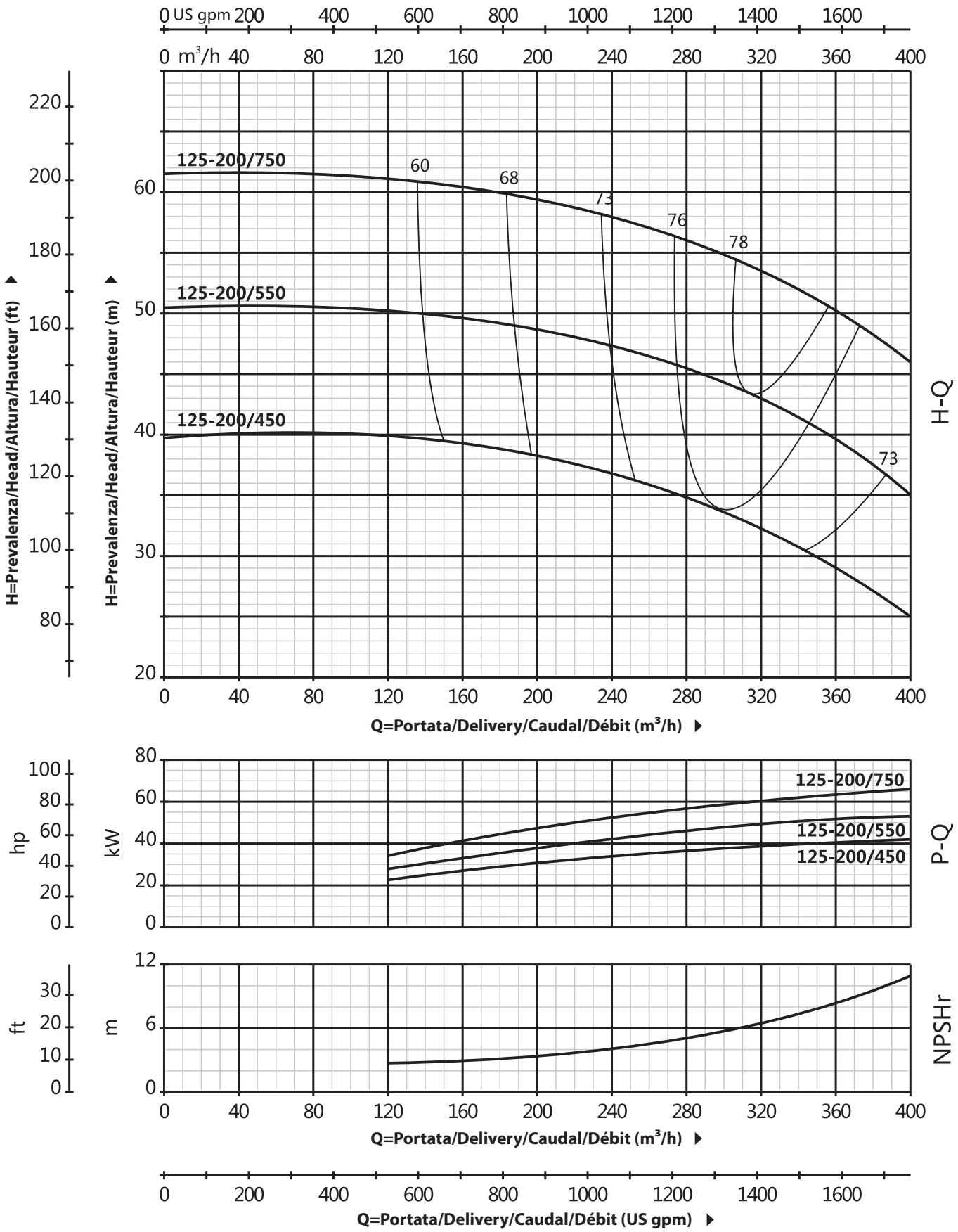

QCNR 125-250

CURVA DI PRESTAZIONE/PERFORMANCE CURVE/CURVA DE RENDIMIENTO/COURBE DE PERFORMANCE

60 Hz n=3500 rpm

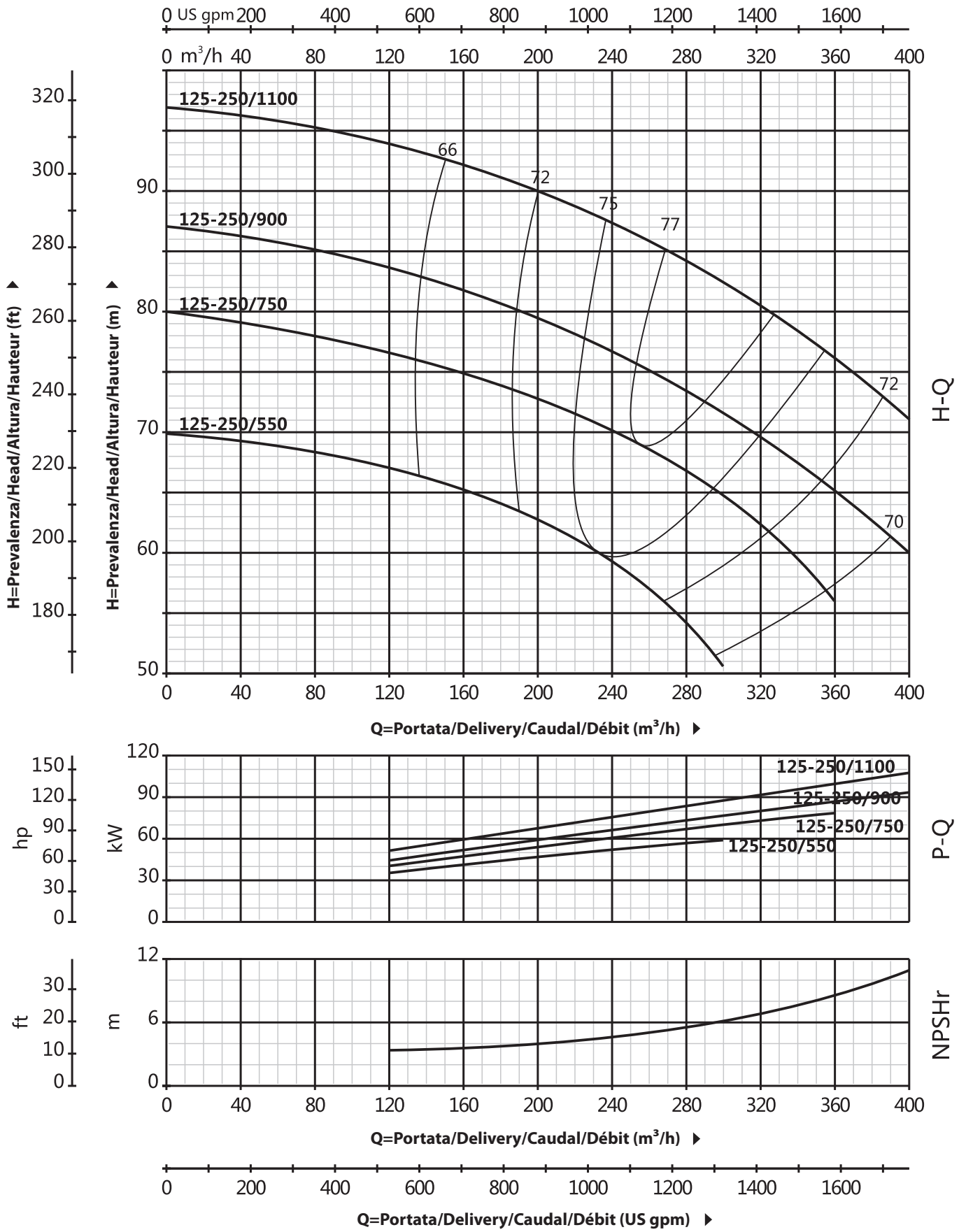

NOTES

NOTES

QUADRA

MADE IN ITALY

www.quadra-italy.com

Clean

Civil

Industry

Agriculture



QCN4

Pompa centrifuga normalizzata a 4 poli
4 poles Normalized Centrifugal pump
Bomba centrífuga normalizada de 4 polos
Pompe centrifuge normalisée à 4 pôles

60 Hz



Clean

Civil

Industry

Agriculture

QCN4

n ≈ 1750 rpm

Pompa centrifuga normalizzata a 4 poli
4 poles Normalized Centrifugal pump
Bomba centrífuga normalizada de 4 polos
Pompe centrifuge normalisée à 4 pôles

DESCRIZIONE/DESCRIPTION
DESCRIPCIONES/DESCRIPTION

Pompe centrifughe conformi alle norme EN733
Disponibile solamente con motore rotondo
Motore ad alta efficienza IE3, con protezione IP55 classe F
Corpo pompa con vernicie anticorrosiva
Controflangia in acciaio galvanizzato, con viti, dadi e guarnizioni
Cuscinetti NSK di qualità, tenuta meccanica resistente all'usura

New EN733 standard centrifugal pump
Round motor only
IE3 high efficient motor, with protection IP55 class F
Pump case with anti-corrosive coating
Galvanized counter flange with bolts, nuts and gaskets
Quality NSK bearing, wear resistance mechanical seal

Nuevas bombas centrífugas según norma EN733
Solo motor redondo
Motor de eficiencia IE3 con Protección IP55 clase F
Cuerpo de bomba con tratamiento anti corrosión
Contrabridas galvanizadas con pernos tuercas y empaques
Rodamiento de marca NSK y cierre mecánico personalizado

Nouvelle pompe centrifuge standard EN733
Moteur rond uniquement
Moteur haute efficacité IE3, avec protection IP55 classe F
Boîtier de pompe avec revêtement anti-corrosif
Contre-bride galvanisée avec boulons, écrous et joints
Roulement NSK qualité, joint mécanique de résistance à l'usure

LIMITI DI UTILIZZO/USING LIMITS
LÍMITES UTILIZACIÓN/UTILISATION LIMITES

Temperatura del liquido tra -10 °C e +120 °C
Temperatura ambiente tra -10 °C and +50°C
Pressione massima di esercizio 16 bar
Servizio continuo S1

Liquid temperature between -10 °C and +120 °C
Ambient temperature between -10 °C and +50°C
Max. working pressure 16 bar
Continuous service S1

Temperatura del líquido de -10 °C hasta +120 °C
Temperatura ambiente de -10 °C hasta +50°C
Presión máxima en el cuerpo de la bomba 16 bar
Funcionamiento continuo S1

Température du liquide entre -10 °C et +120 °C
Température ambiante entre -10 °C et +50 °C
Max. pression de service 16 bar
Service continu S1

APPLICAZIONI/APPLICATIONS/APLICACIONES/APPLICATIONS

Adatte per l'utilizzo con acqua pulita e liquidi non chimicamente aggressivi per i materiali di cui la pompa è costituita.
Le pompe centrifughe EN733 sono ideali per approvvigionamento idrico, gruppi di lavaggio, pressurizzazione, impianti antincendio, irrigazione, applicazioni industriali, circolazione dell'acqua negli impianti di climatizzazione e utilizzo agricolo

Suitable for use with clean water and liquids that are not chemically aggressive towards the materials from which the pump is made.
The EN733 centrifugal pumps are recommended for use in water supply, cleaning sets, pressure boosting, firefighting sets, irrigation, industrial applications, water circulation in climatisation sets, agricultural.

Son recomendadas para bombear agua limpia, sin partículas abrasivas y líquidos químicamente no agresivos con los materiales que constituyen la bomba. Las Bombas centrífugas según EN733 disenadas para abastecimiento hídrico, instalaciones de lavado, presurización, contraincendio, irrigación, industria, circulación del agua, agricultura.

Convient pour une utilisation avec de l'eau propre et des liquides qui ne sont pas chimiquement agressif envers les matériaux dont la pompe est faite. Les pompes centrifuges EN733 sont recommandées pour une utilisation dans l'alimentation en eau,kits de nettoyage, boosters de pression, kits anti-incendie, irrigation, industriels applications, circulation de l'eau dans les groupes de climatisation, agricole



Clean

Civil

Industry

Agriculture

QCN4

n ≈ 1750 rpm

Pompa centrifuga normalizzata a 4 poli
4 poles Normalized Centrifugal pump
Bomba centrífuga normalizada de 4 polos
Pompe centrifuge normalisée à 4 pôles

CODICE MODELLO/MODEL CODE
CÓDIGO MODELO/CODE MODÈLE

Esempio/For example/Por ejemplo/Par exemple

QCN4 100-250/75

75= Potenza nominale (kw)x10
Rated power(kw)x10
Potencia nominal(kw)x10
Puissance nominale (kw) x10

250= Dimensioni nominali della girante (mm)
Nominal impeller size(mm)
Tamaño nominal del impulsor (mm)
Taille nominale de la roue (mm)

100= Dimensioni mandata (mm)
Discharge size(mm)
Tamaño de descarga (mm)
Taille de décharge (mm)

QCN4 = Pompa con motore a 4 poli
Pump with 4 poles motor
Bomba con motor de 4 polos
Pompe avec moteur 4 pôles

RANGE DI POTENZA E PRESTAZIONI
POWER AND PERFORMANCE RANGE
RANGO DE POTENCIA Y PRESTACIONES
PLAGE DE PUISSANCE ET DE PERFORMANCES

HP/KW	4÷180 / 3÷132
Q	30÷600 m³/h
H	5.7÷71.5 m

QCN4

DESCRIZIONE MATERIALE/MATERIAL DESCRIPTION/DESCRIPCIÓN DE MATERIAL/DESCRIPTION DU MATÉRIEL



No.	Descrizione/Description Descripción/Description	Materiale/Material Material/Matériel
1	Corpo pompa Pump Case Cuerpo de bomba Boîtier de pompe	Ghisa Cast Iron Fundición Fonte
2	Girante Impeller Impulsor Roue	Ghisa/AISI 304/Ottone Cast iron/AISI 304/Brass Hierro fundido AISI 304/Bronce Fonte/AISI 304/Laiton
3	Tenuta meccanica Mechanical Seal Cierre Mecánico Sceller	SiC-Grafite-AISI 304 SiC-Carbon-AISI 304 SiC-Grafito-AISI 304 SiC-Carbon-AISI 304
4	Guarnizione O-ring Junta Tórica Joint Torique	Gomma Rubber Caucho Caoutchouc
5	Connessione Connection Conexión Lien	Ghisa Cast Iron Fundición Fonte
6	Tenuta rinforzata Reinforced Seal Sello Reforzado Sceller	Gomma Rubber Caucho Caoutchouc
7	Albero Shaft Eje Arbre	AISI 304 - Acciaio C45 AISI 304 – C45 Steel AISI 304 – Acero C45 AISI 304 – Acier C45
8	Cuscinetto Bearing Cojinete Palier	Cuscinetto a sfera Ball bearing Bola rodamiento Roulement bille
9	Statore/Rotore Wound Stator/Rotor Estator/Rotor Stator/Rotor	Acciaio al silicio/Rame Silicon Steel-Copper Silicio-Cobre Silicium-Cuivre

No.	Descrizione/Description Descripción/Description	Materiale/Material Material/Matériel
10	Corpo motore Motor Case Cuerpo Motor Boitier Moteur	Alluminio Aluminium Aluminio Aluminium
11	Piede supporto Support Foot Soporte Pie Pied Support	Plastica Plastic Plástico Plastique
12	Chiusura motore Back Cover Tapa Trasera Capot Arrière	Ghisa Cast Iron Fundición Fonte
13	Tenuta rinforzata Reinforced Seal Sello Reforzado Sceller	Gomma Rubber Caucho Caoutchouc
14	Cover ventola Fan Cover Tapa Capot	Alluminio Aluminium Aluminio Aluminium
15	Ventola Fan Ventilador Ventilateur	Plastica Plastic Plástico Plastique
16	Prigionieri Through Bolt Perno Boulon	Acciaio Steel Acero Acier
17	Scatola morsettiera Terminal Box Caja Bornas Boîte Bornes	Alluminio Aluminium Aluminio Aluminium
18	Morsettiera Terminal Board Tablero Bornas Bornier	Plastica Plastic Plástico Plastique

No.	Descrizione/Description Descripción/Description	Materiale/Material Material/Matériel
19	Chiavetta Girante Impeller Key Chaveta Clé	Ferro Iron Hierro Le fer
20	Deflettore Water Deflector Deflector Déflecteur	Gomma Rubber Caucho Caoutchouc
21	Bullone di connessione Connection Bolt Perno Boulon de connexion	Acciaio Steel Acero Acier
22	Dado Girante Impeller Nut Nuez Noix	Acciaio Galvanizzato Galvanized Steel Acero Galvanizado Acier Galvanisé
23	Valvola di sicurezza Release valve Tapón Cebado Soupape de décharge	Ottone Brass Bronce Laiton
24	Tenuta Gasket Empague Joint	Gomma Rubber Caucho Caoutchouc
25	Controflangia Counter Flange Contra Brida Contre Bride	Acciaio Galvanizzato Galvanized Steel Acero Galvanizado Acier Galvanisé
26	Bullone Flangia Flange Bolt Perno de brida Boulon à Bride	Acciaio Steel Acero Acier

QCN4 65

DATI TECNICI/TECHNICAL DATA/DATOS TÉCNICOS/DONNÉES TECHNIQUES

60 Hz n=1750 rpm

MODELLO MODEL MODELO MODÈLE	DN mm	Potenza Power Potencia Puissance kw	hp	Q=Portata/Delivery/Caudal/Débit us gpm 0	132	159	185	198	220	264	317	370	396	423	476	617
				l/min 0	500	600	700	750	833	1000	1200	1400	1500	1600	1800	2333
				m³/h 0	30	36	42	45	50	60	72	84	90	96	108	140
				H=Prevalenza/Head/Altura/Hauteur (m)												
QCN4 65-250/30	80x65	3	4	15.4	14.6	13.9	13.1	12.6	11.6	9.7	6.7	-	-	-	-	-
QCN4 65-250/40	80x65	4	5.5	19	18.3	17.8	17.2	16.9	16.1	14.4	11.7	-	-	-	-	-
QCN4 65-250/55	80x65	5.5	7.5	22.3	21.3	20.9	20.3	19.9	19.2	17.7	15.1	12	-	-	-	-
QCN4 65-315/40	80x65	4	5.5	18.6	17.9	17.3	16.7	16.2	15.2	13.3	-	-	-	-	-	-
QCN4 65-315/55	80x65	5.5	7.5	22.1	-	21.2	20.6	20.2	19.2	17.3	14	-	-	-	-	-
QCN4 65-315/75	80x65	7.5	10	26.5	-	25.6	25.2	24.9	24.3	23	20.8	17.6	-	-	-	-
QCN4 65-315/110	80x65	11	15	34.8	-	34.2	33.9	33.7	33.2	32.1	30.2	27.4	25.6	23.7	18.7	-
QCN4 65-315/150	80x65	15	20	40	-	39.4	39.1	38.9	38.4	37.3	35.4	32.6	30.8	28.9	23.9	-

QCN4 65

DIMENSIONI E PESO/DIMENSIONS AND WEIGHT/DIMENSIONES Y PESOS/DIMENSIONS ET POIDS

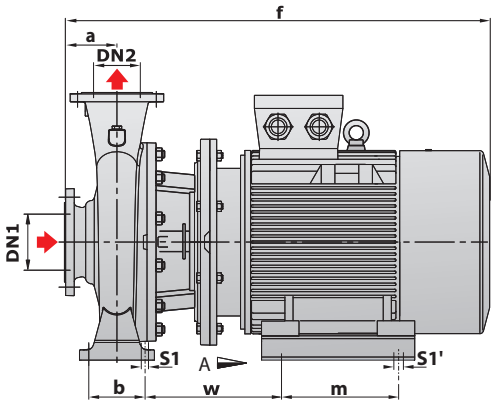

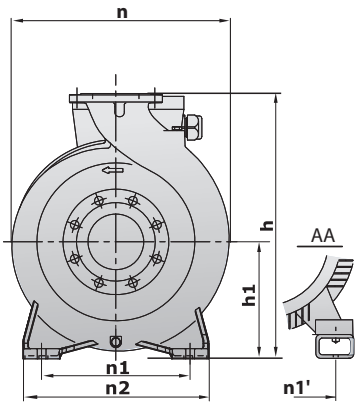

MODELLO/MODEL MODELO/MODÈLE	DIMENSIONI/DIMENSIONS/DIMENSIONES/DIMENSIONS (mm)															kg
	DN1	DN2	a	f	h	h1	n	n1	n1'	n2	b	w	m	s1	s1'	3-ph
QCN4 65-250/30	80	65	116	606	420	180	369	280	160	360	120	147	140	18	12	71
QCN4 65-250/40	80	65	116	594	420	180	369	280	190	360	120	154	140	18	12	87
QCN4 65-250/55	80	65	116	638	420	180	369	280	216	360	120	193	140	18	12	98
QCN4 65-315/40	80	65	125	644	505	225	440	280	190	360	120	195	140	18	12	101
QCN4 65-315/55-75	80	65	125	688	505	225	440	280	216	360	120	234	140	18	12	112/130
QCN4 65-315/110-150	80	65	125	858	505	225	440	280	254	360	120	283	210	18	15	163/185

QCN4 65-160

CURVA DI PRESTAZIONE/PERFORMANCE CURVE/CURVA DE RENDIMIENTO/COURBE DE PERFORMANCE

60 Hz n=1750 rpm

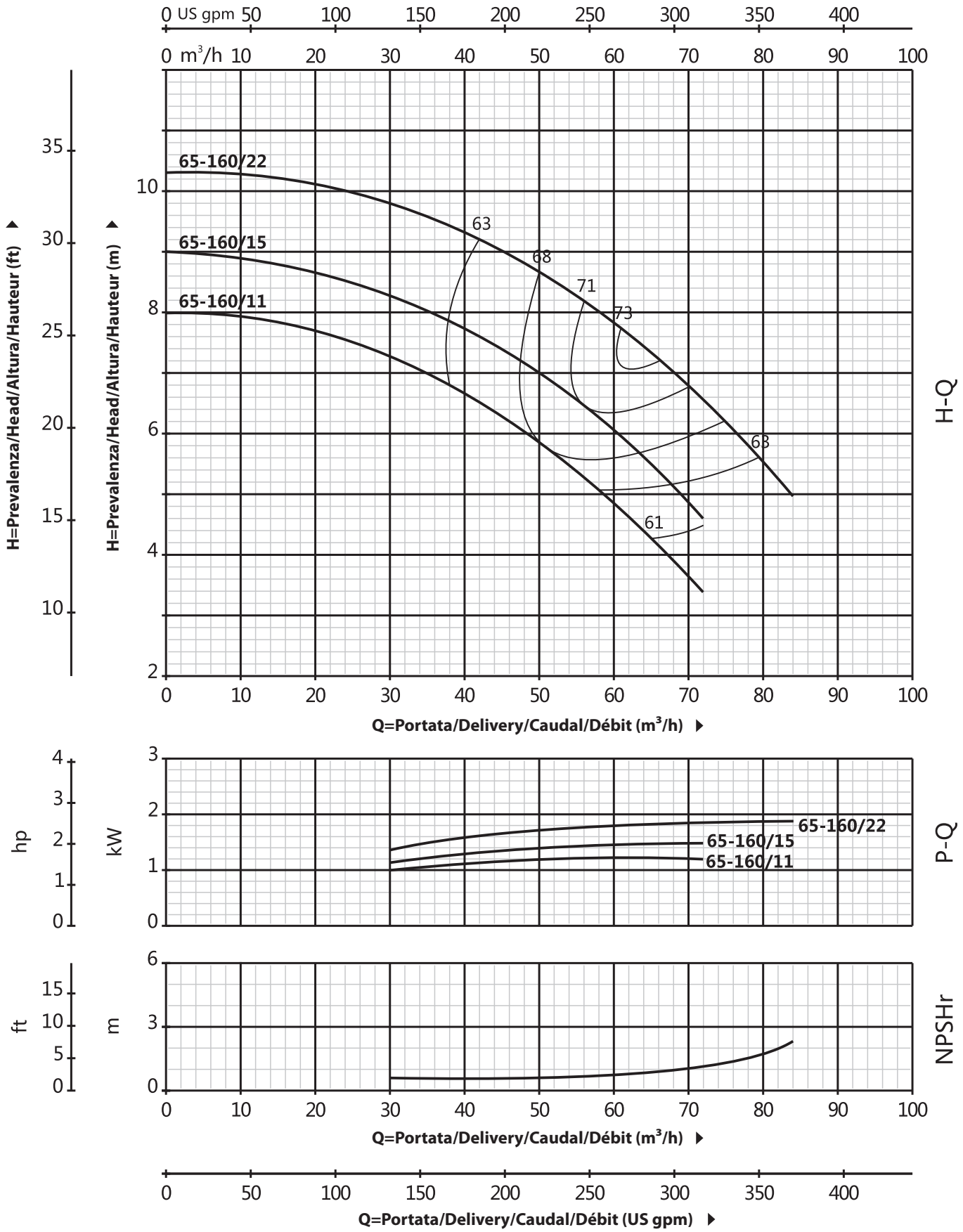

QCN4 65-200

CURVA DI PRESTAZIONE/PERFORMANCE CURVE/CURVA DE RENDIMIENTO/COURBE DE PERFORMANCE

60 Hz n=1750 rpm

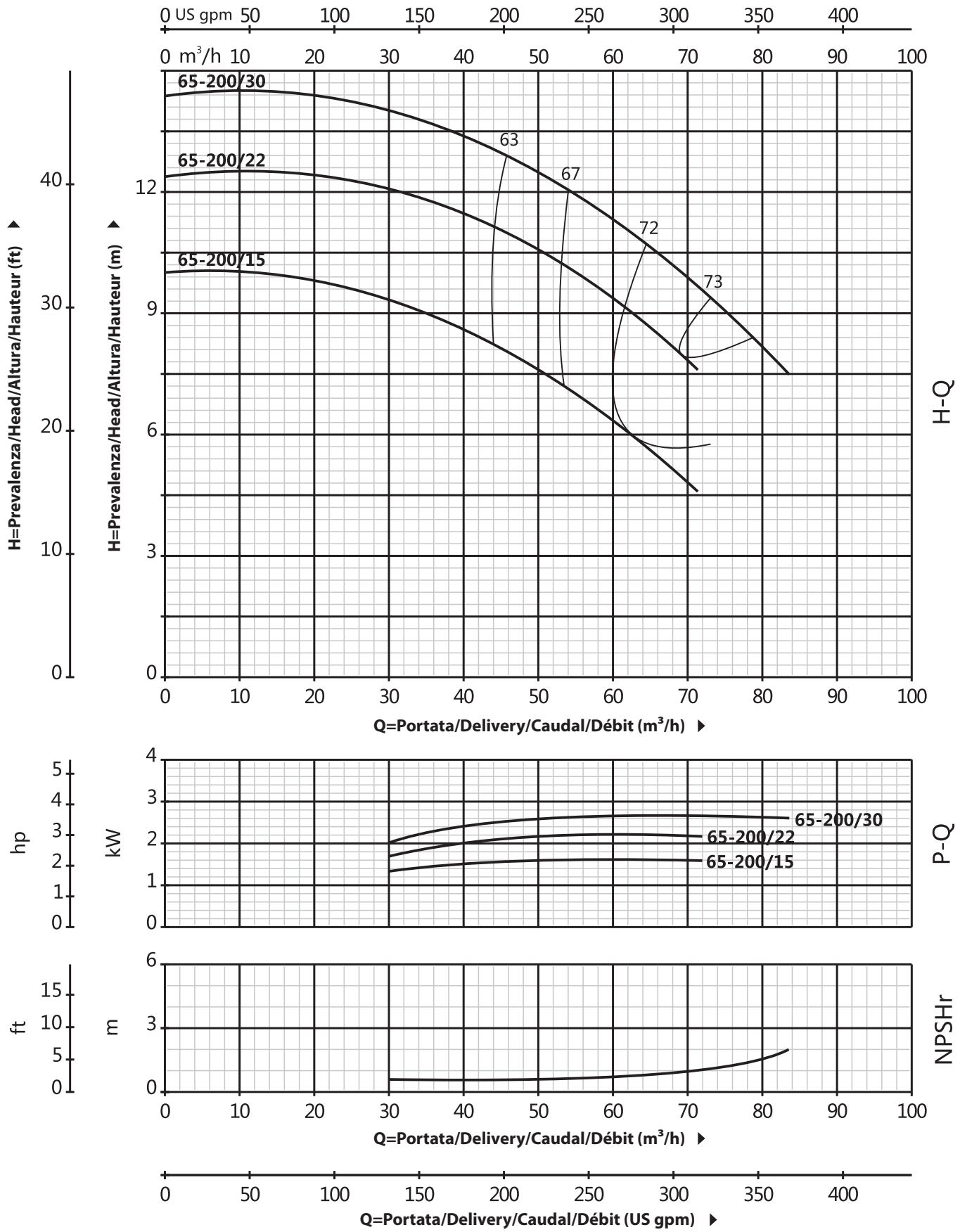

QCN4 65-250

CURVA DI PRESTAZIONE/PERFORMANCE CURVE/CURVA DE RENDIMIENTO/COURBE DE PERFORMANCE

60 Hz n=1750 rpm

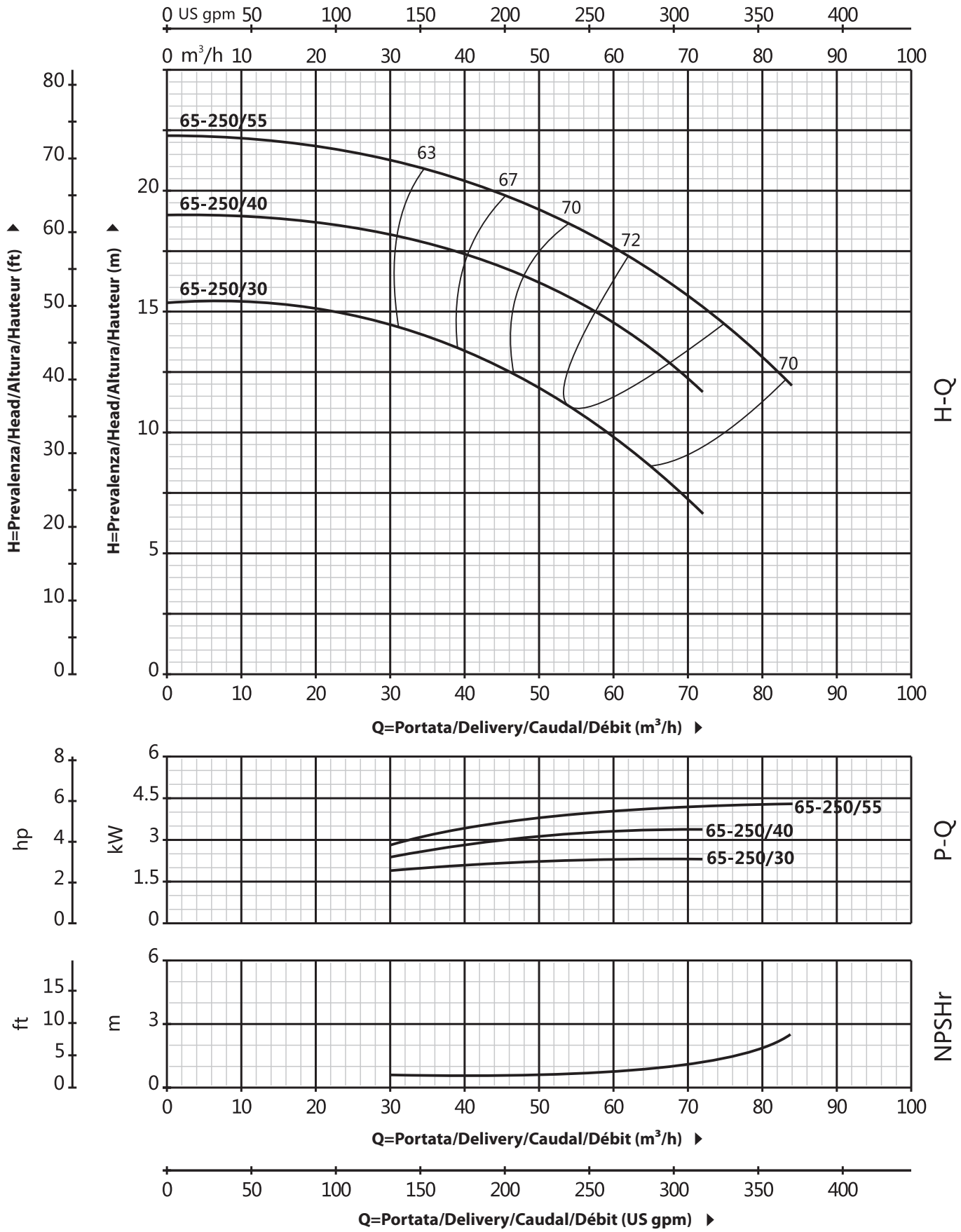

QCN4 65-315

CURVA DI PRESTAZIONE/PERFORMANCE CURVE/CURVA DE RENDIMIENTO/COURBE DE PERFORMANCE

60 Hz n=1750 rpm

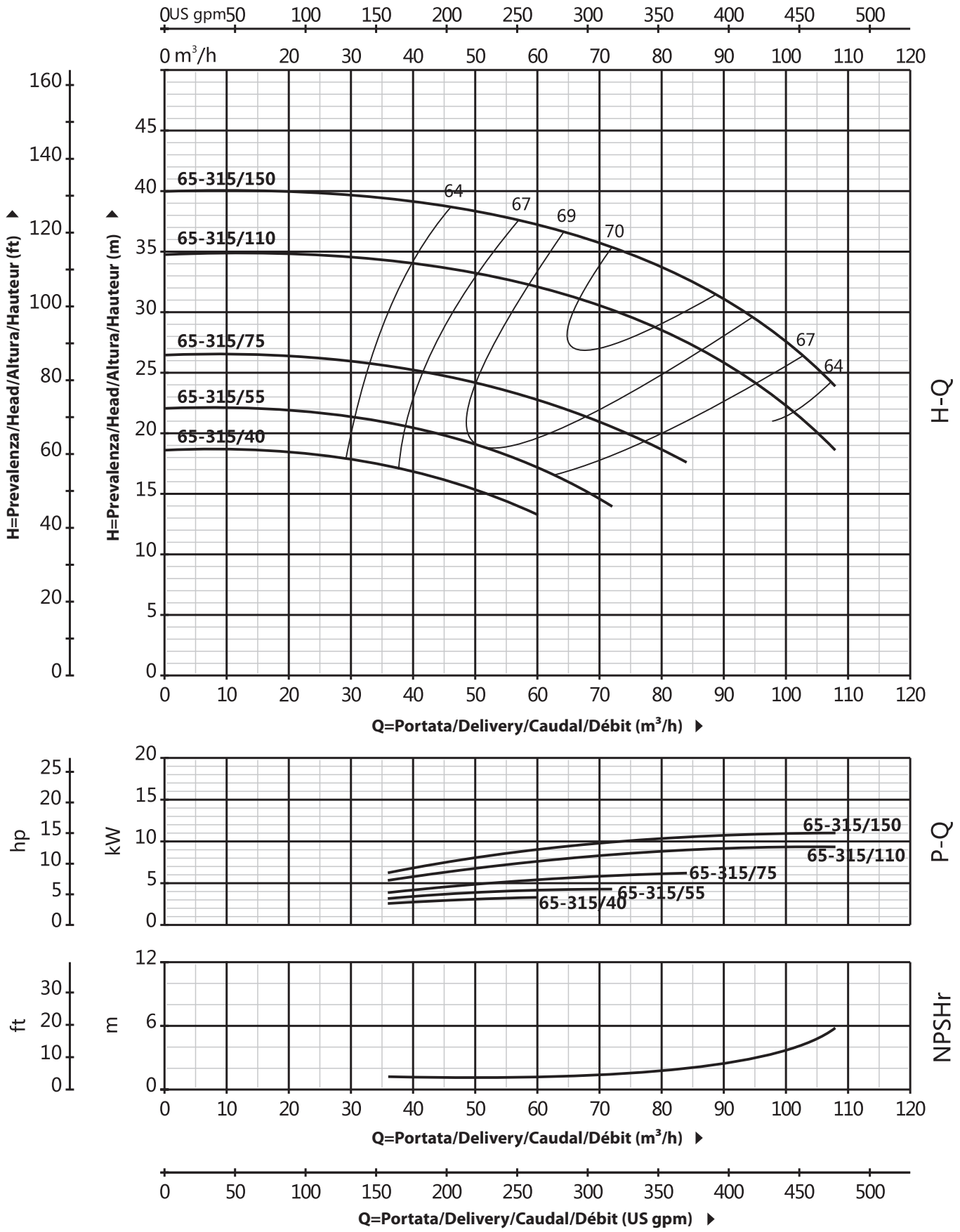

QCN4 80

DATI TECNICI/TECHNICAL DATA/DATOS TÉCNICOS/DONNÉES TECHNIQUES

60 Hz n=1750 rpm

MODELLO MODEL MODELO MODÈLE	DN mm	Potenza Power Potencia Puissance kw	hp	Q=Portata/Delivery/Caudal/Débit us gpm 0	132	159	185	198	220	264	317	370	396	423	476	617
				l/min 0	500	600	700	750	833	1000	1200	1400	1500	1600	1800	2333
				m³/h 0	30	36	42	45	50	60	72	84	90	96	108	140
				H=Prevalenza/Head/Altura/Hauteur (m)												
QCN4 80-200/30	100x80	3	4	11.8	-	-	-	11	10.7	10.1	9.2	8	7.3	6.6	-	-
QCN4 80-200/40	100x80	4	5.5	14.2	-	-	-	13.8	13.6	13.3	12.4	11.3	10.7	10	9	-
QCN4 80-250/55	100x80	5.5	7.5	20.5	-	-	-	19.5	19.1	18.4	17.2	15.5	14.5	13.5	11.1	-
QCN4 80-250/75	100x80	7.5	10	24	-	-	-	23.5	23.2	22.5	21.3	19.9	19	18.1	16	-
QCN4 80-250/110	100x80	11	15	28.2	-	-	-	27.5	27.2	26.5	25.3	23.9	23	22.1	20	15

MODELLO MODEL MODELO MODÈLE	DN mm	Potenza Power Potencia Puissance kw	hp	Q=Portata/Delivery/Caudal/Débit us gpm 0	198	220	264	317	370	396	423	476	617	661	881	1101
				l/min 0	750	833	1000	1200	1400	1500	1600	1800	2333	2500	3333	4167
				m³/h 0	45	50	60	72	84	90	96	108	140	150	200	250
				H=Prevalenza/Head/Altura/Hauteur (m)												
QCN4 80-315/55	100x80	5.5	7.5	19.7	19.1	18.8	18.1	16.8	15	13.9	12.8	10.1	-	-	-	-
QCN4 80-315/75	100x80	7.5	10	24.6	23.9	23.6	23	21.9	20.4	19.5	18.6	16.3	-	-	-	-
QCN4 80-315/110	100x80	11	15	29.9	29.4	29.2	28.8	28.1	27	26.3	25.5	23.6	16.5	13.5	-	-
QCN4 80-315/150	100x80	15	20	36.8	36.4	36.1	35.6	34.7	33.6	33	32.4	30.9	25.3	23	-	-
QCN4 80-400/185	100x80	18.5	25	40.3	39.7	39.5	39.1	38.4	37.3	36.6	35.9	34.1	27.3	24.5	-	-
QCN4 80-400/220	100x80	22	30	45.1	44.6	44.5	44.2	43.6	42.6	42	41.4	39.8	33.4	30.7	-	-
QCN4 80-400/300	100x80	30	40	55.1	54.7	54.6	54.4	54	53.3	52.8	52.2	50.9	45.4	43.2	-	-

QCN4 80

DIMENSIONI E PESO/DIMENSIONS AND WEIGHT/DIMENSIONES Y PESOS/DIMENSIONS ET POIDS

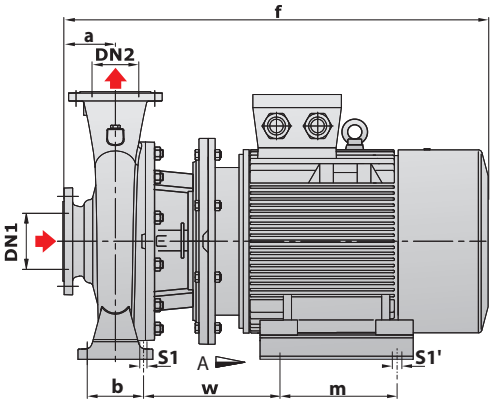

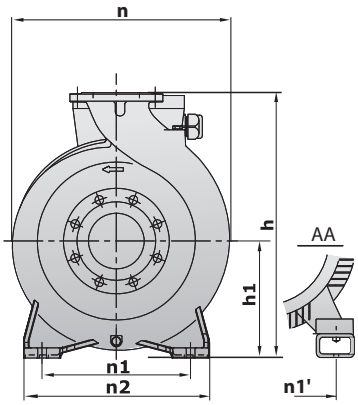

MODELLO/MODEL MODELO/MODÈLE	DIMENSIONI/DIMENSIONS/DIMENSIONES/DIMENSIONS (mm)															kg
	DN1	DN2	a	f	h	h1	n	n1	n1'	n2	b	w	m	s1	s1'	3-ph
QCN4 80-200/30	100	80	125	606	460	250	360	280	160	345	95	151	140	14	12	68
QCN4 80-200/40	100	80	125	594	460	250	360	280	190	345	95	158	140	14	12	84
QCN4 80-250/55	100	80	125	638	535	250	410	315	216	400	120	184	140	18	12	102
QCN4 80-250/75	100	80	125	638	535	250	410	315	216	400	120	184	140	18	12	120
QCN4 80-250/110	100	80	125	808	535	250	410	315	254	400	120	233	210	18	15	154
QCN4 80-315/55-75	100	80	125	688	565	250	452	315	216	400	120	234	140	18	12	122/140
QCN4 80-315/110-150	100	80	125	858	565	250	452	315	254	400	120	283	210	18	15	173/195
QCN4 80-400/185	100	80	125	902	635	280	536	315	254	400	120	283	254	18	15	251
QCN4 80-400/220	100	80	125	938	635	280	536	315	279	400	120	296	241	18	15	271
QCN4 80-400/300	100	80	125	1029	635	280	536	315	318	400	120	308	305	18	18	334

QCN4 80-160

CURVA DI PRESTAZIONE/PERFORMANCE CURVE/CURVA DE RENDIMIENTO/COURBE DE PERFORMANCE

60 Hz n=1750 rpm

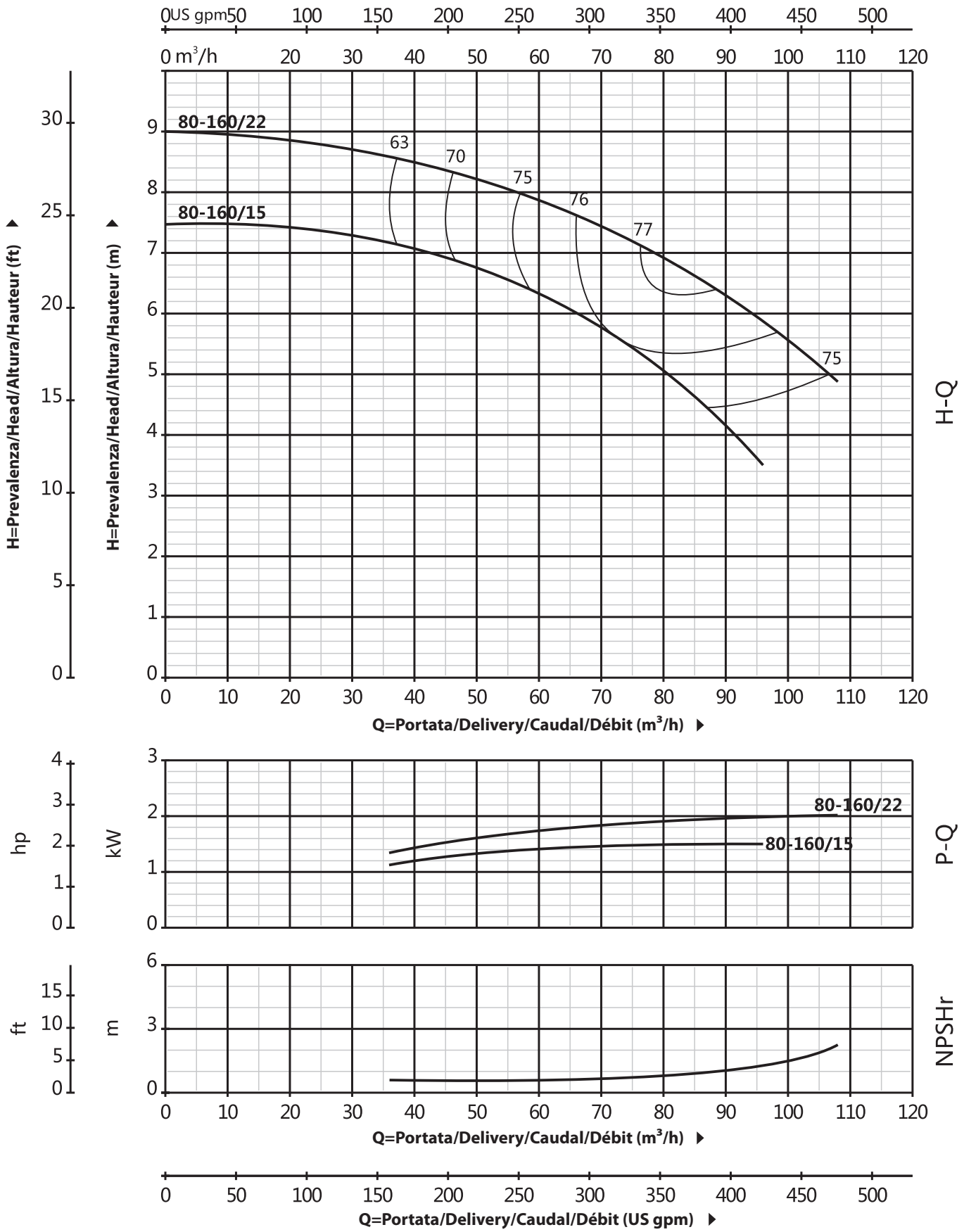

QCN4 80-200

CURVA DI PRESTAZIONE/PERFORMANCE CURVE/CURVA DE RENDIMIENTO/COURBE DE PERFORMANCE

60 Hz n=1750 rpm

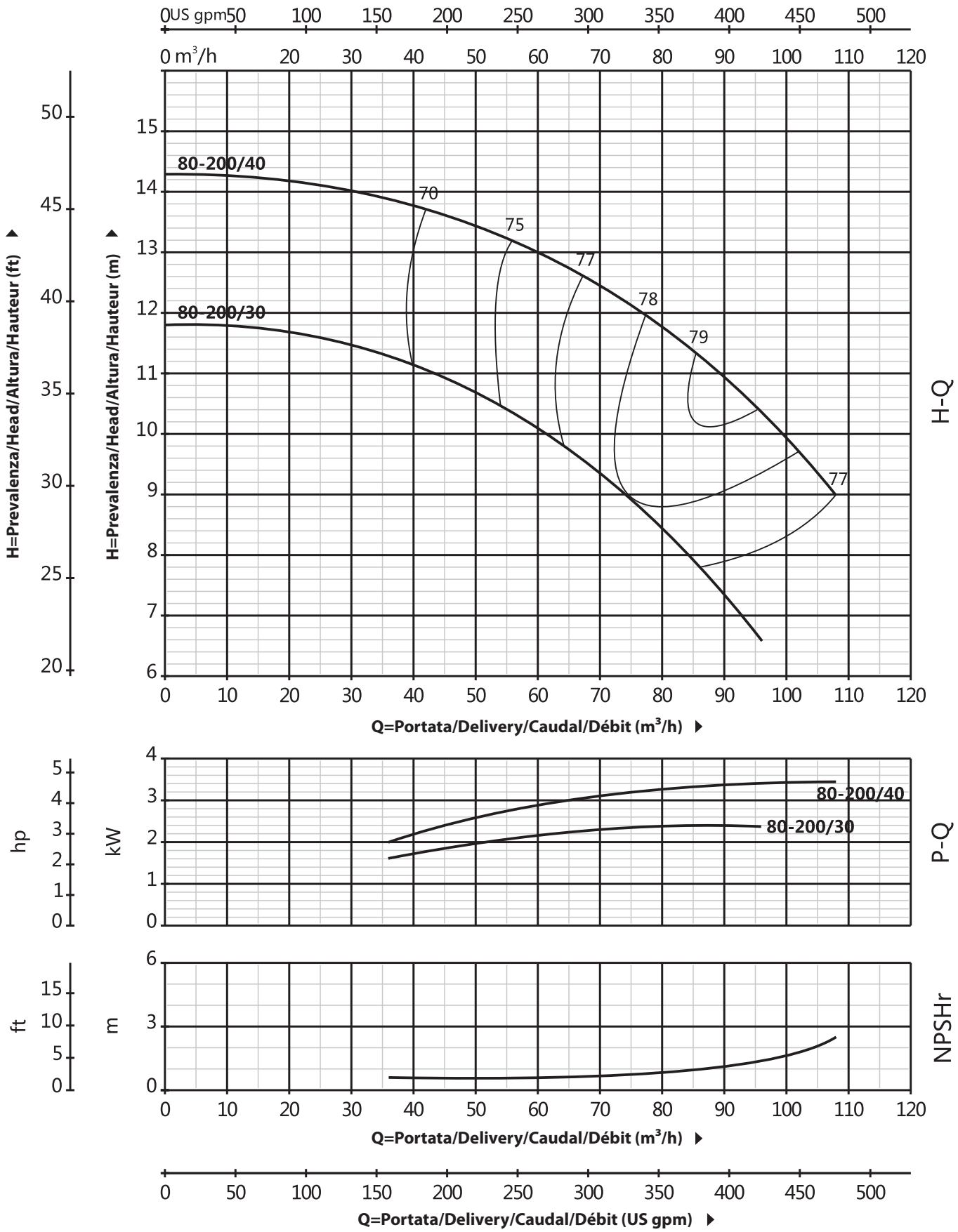

QCN4 80-250

CURVA DI PRESTAZIONE/PERFORMANCE CURVE/CURVA DE RENDIMIENTO/COURBE DE PERFORMANCE

60 Hz n=1750 rpm

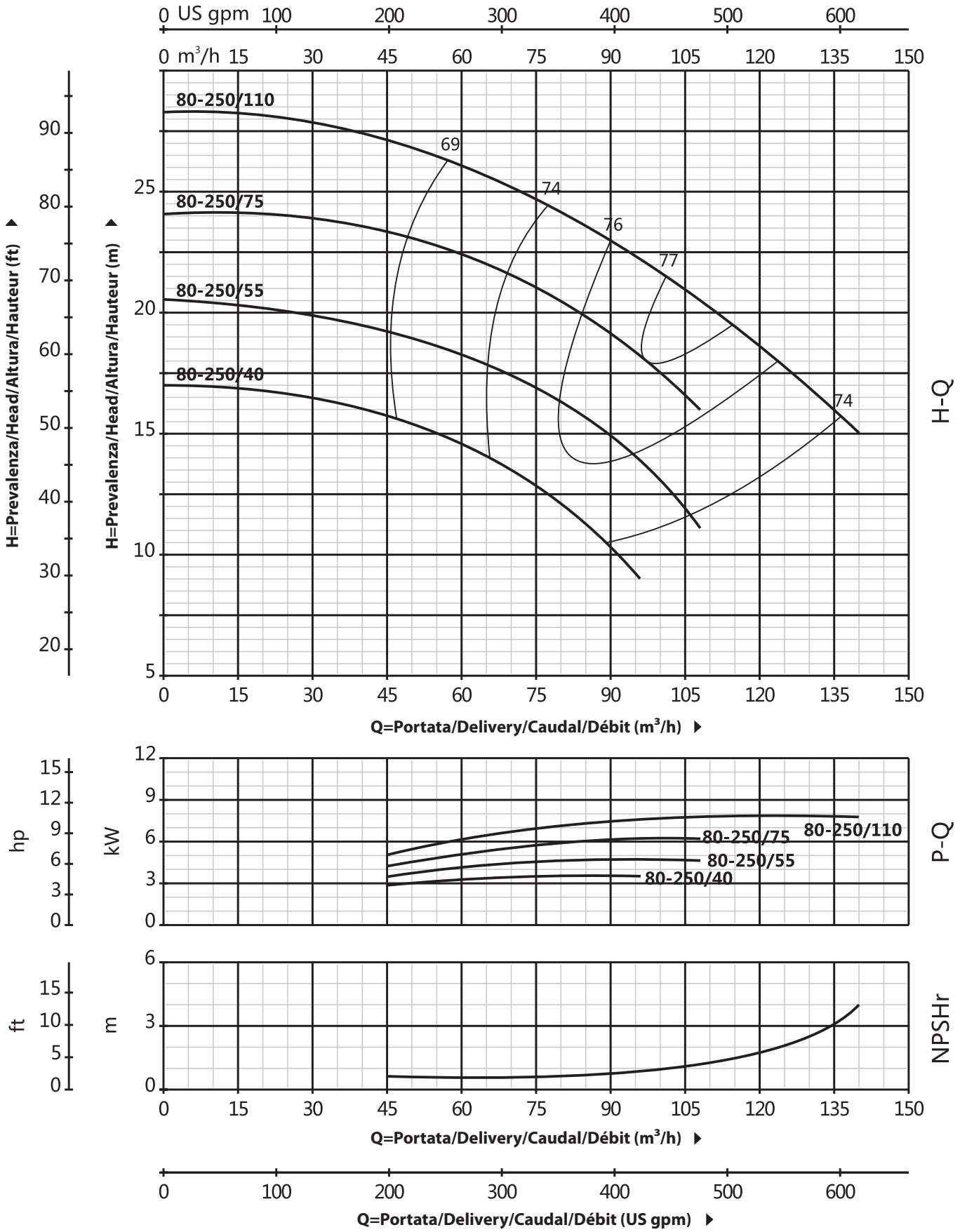

QCN4 80-315

CURVA DI PRESTAZIONE/PERFORMANCE CURVE/CURVA DE RENDIMIENTO/COURBE DE PERFORMANCE

60 Hz n=1750 rpm

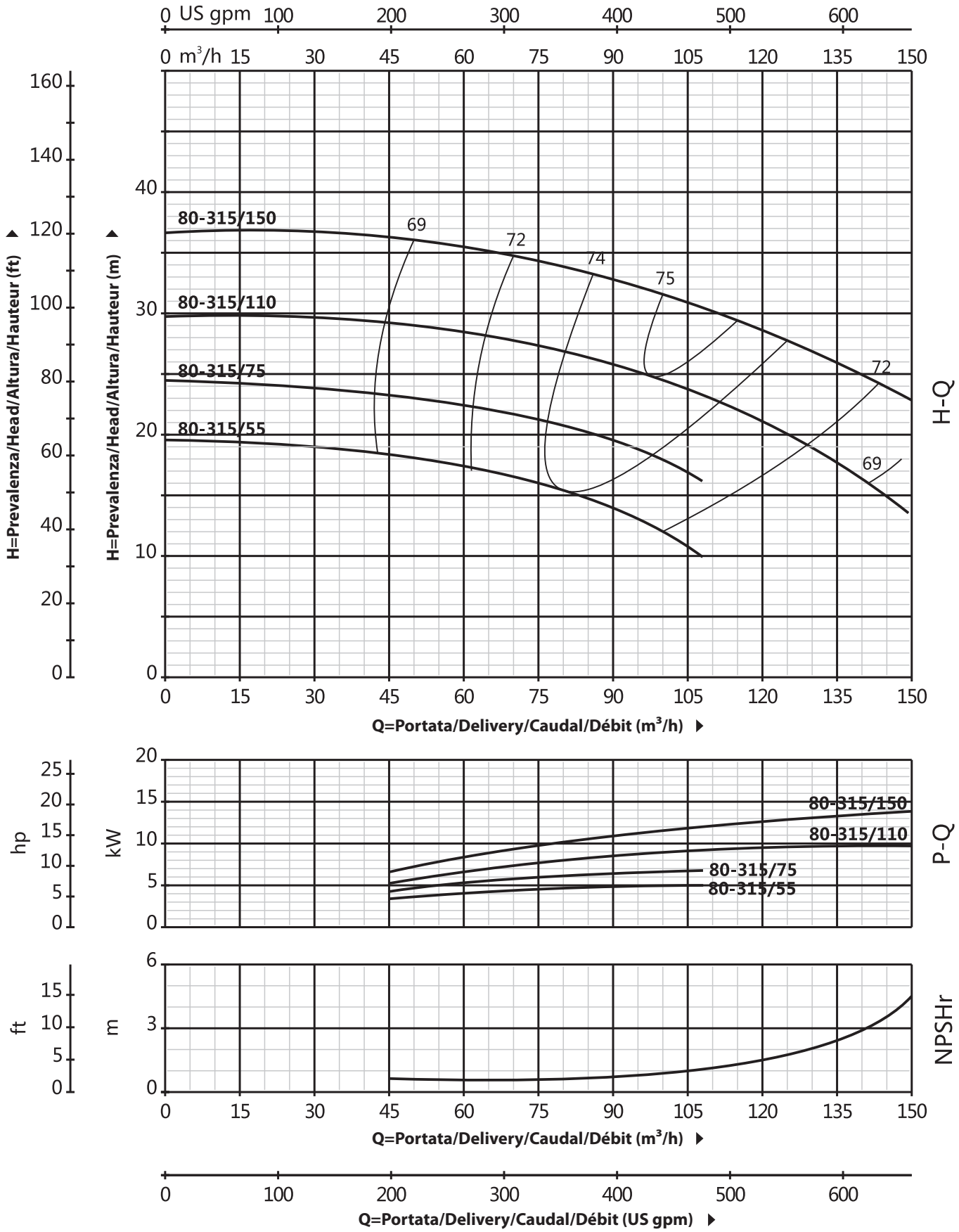

QCN4 80-400

CURVA DI PRESTAZIONE/PERFORMANCE CURVE/CURVA DE RENDIMIENTO/COURBE DE PERFORMANCE

60 Hz n=1750 rpm

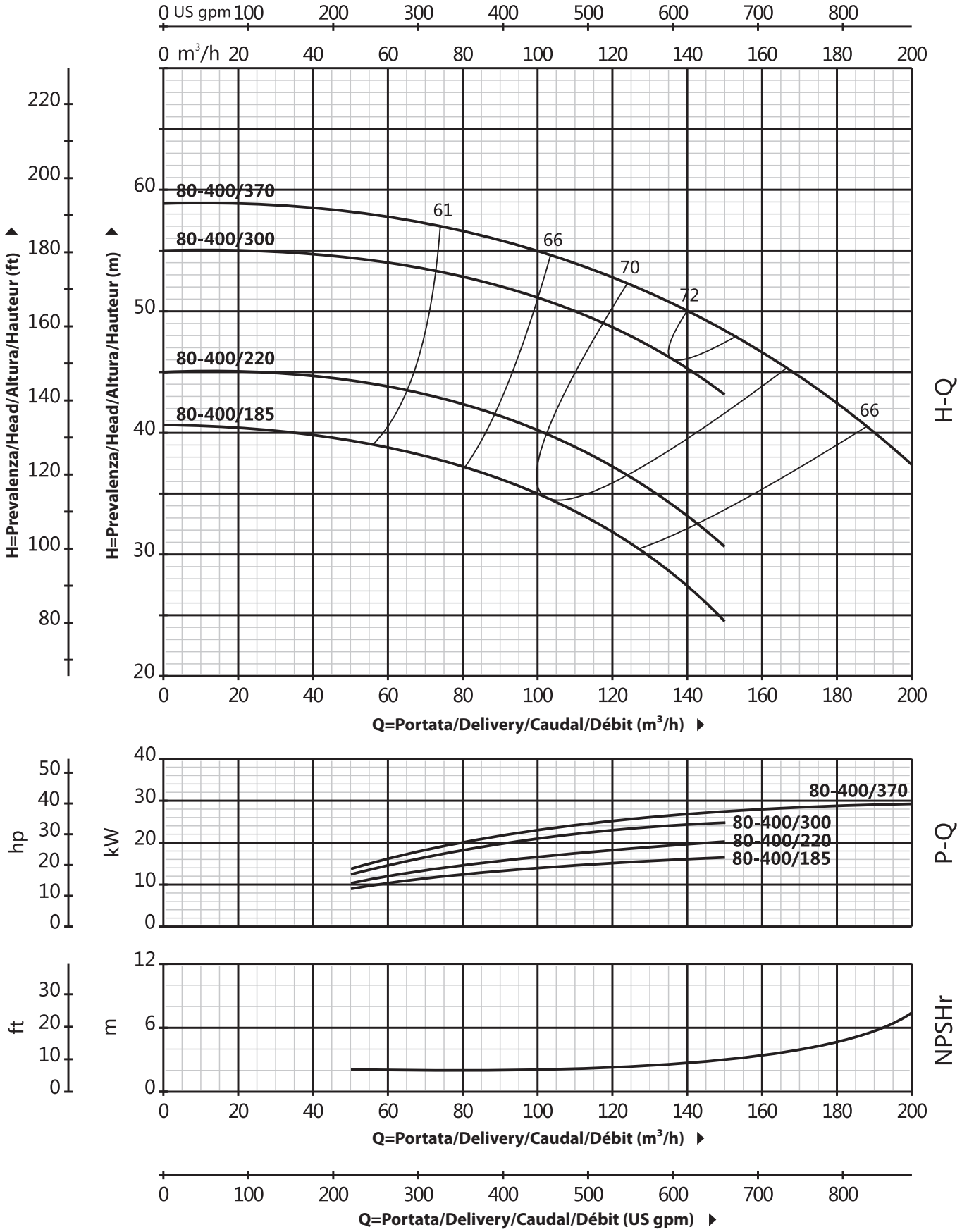

QCN4 100

DATI TECNICI/TECHNICAL DATA/DATOS TÉCNICOS/DONNÉES TECHNIQUES

60 Hz n=1750 rpm

MODELLO MODEL MODELO MODÈLE	DN mm	Potenza Power Potencia Puissance kw	hp	Q=Portata/Delivery/Caudal/Débit us gpm	0	198	220	264	317	370	396	423	476	617	661	881	1101
				l/min	0	750	833	1000	1200	1400	1500	1600	1800	2333	2500	3333	4167
				m³/h	0	45	50	60	72	84	90	96	108	140	150	200	250
				H=Prevalenza/Head/Altura/Hauteur (m)													
QCN4 100-200/40	125x100	4	5.5	11.8	11.7	11.6	11.4	11	10.5	10.3	9.7	9.1	6.8	5.9	-	-
QCN4 100-200/55	125x100	5.5	7.5	13.3	13.2	13.2	13	12.7	12.4	12.3	12	11.5	9.6	8.8	5.7	-
QCN4 100-200/75	125x100	7.5	10	14.8	14.7	14.7	14.5	14.2	13.9	13.8	13.5	13	11.1	10.3	7.2	-
QCN4 100-250/55	125x100	5.5	7.5	15.9	15.8	15.7	15.5	14.9	14.4	14.1	13.4	12.5	9.2	7.9	-	-
QCN4 100-250/75	125x100	7.5	10	19.5	19.5	19.4	19.2	18.8	18.3	18.1	17.6	16.9	14	12.7	-	-
QCN4 100-250/110	125x100	11	15	24.3	24.3	24.2	24.1	23.7	23.3	23.1	22.7	22.1	19.7	18.6	11.4	-
QCN4 100-250/150	125x100	15	20	27.8	27.8	27.7	27.6	27.2	26.8	26.6	26.2	25.6	23.2	22.1	14.9	-
QCN4 100-315/150	125x100	15	20	28	-	27.8	27.6	27.2	26.9	26.7	26.2	25.6	23.1	22.1	14.9	-
QCN4 100-315/185	125x100	18.5	25	31	-	30.8	30.6	30.2	29.9	29.7	29.2	28.6	26.1	25.1	17.9	-
QCN4 100-315/220	125x100	22	30	35	-	34.4	34.2	33.8	33.5	33.3	32.8	32.2	30	29	24	17.3
QCN4 100-315/300	125x100	30	40	37	-	36.8	36.7	36.4	36.1	35.9	35.5	35.1	33.2	32.4	28	21.3
QCN4 100-400/300	125x100	30	40	46.4	-	-	46	46	46	46	45	44	42	40	29.6	-
QCN4 100-400/370	125x100	37	50	51.8	-	-	51.3	51.2	51.1	51	50.5	49.5	47.5	46	37.3	-
QCN4 100-400/450	125x100	45	60	57.1	-	-	56.7	56.4	56.1	56	56	55	53	52	45	32.1

QCN4 100

DIMENSIONI E PESO/DIMENSIONS AND WEIGHT/DIMENSIONES Y PESOS/DIMENSIONS ET POIDS

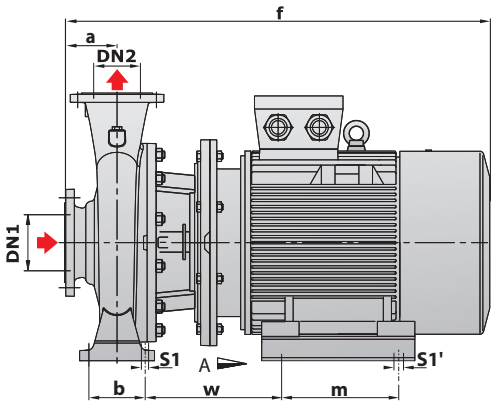

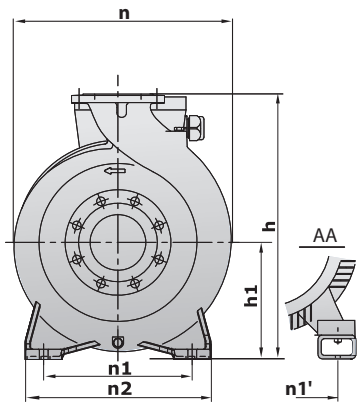

MODELLO/MODEL MODELO/MODÈLE	DIMENSIONI/DIMENSIONS/DIMENSIONES/DIMENSIONS (mm)															kg
	DN1	DN2	a	f	h	h1	n	n1	n1'	n2	b	w	m	s1	s1'	3-ph
QCN4 100-200/40	125	100	125	644	530	225	422	280	190	360	120	195	140	18	12	89
QCN4 100-200/55-75	125	100	125	688	530	225	422	280	216	360	120	234	140	18	12	100/118
QCN4 100-250/55-75	125	100	140	688	580	250	450	315	216	400	120	219	140	18	12	107/125
QCN4 100-250/110-150	125	100	140	858	580	250	450	315	254	400	120	268	210	18	15	158/180
QCN4 100-315/150	125	100	140	888	625	250	480	315	254	400	120	298	210	19	15	194
QCN4 100-315/185	125	100	140	932	625	250	480	315	254	400	120	298	254	19	15	234
QCN4 100-315/220	125	100	140	968	625	250	480	315	279	400	120	311	241	19	15	254
QCN4 100-315/300	125	100	140	1059	625	250	480	315	318	400	120	323	305	19	18	317
QCN4 100-400/300-370	125	100	140	1059	655	280	548	400	318	500	150	308	305	23	18	348/391
QCN4 100-400/450	125	100	140	1099	655	280	548	400	356	500	150	324	311	23	18	418

QCN4 100-160

CURVA DI PRESTAZIONE/PERFORMANCE CURVE/CURVA DE RENDIMIENTO/COURBE DE PERFORMANCE

60 Hz n=1750 rpm

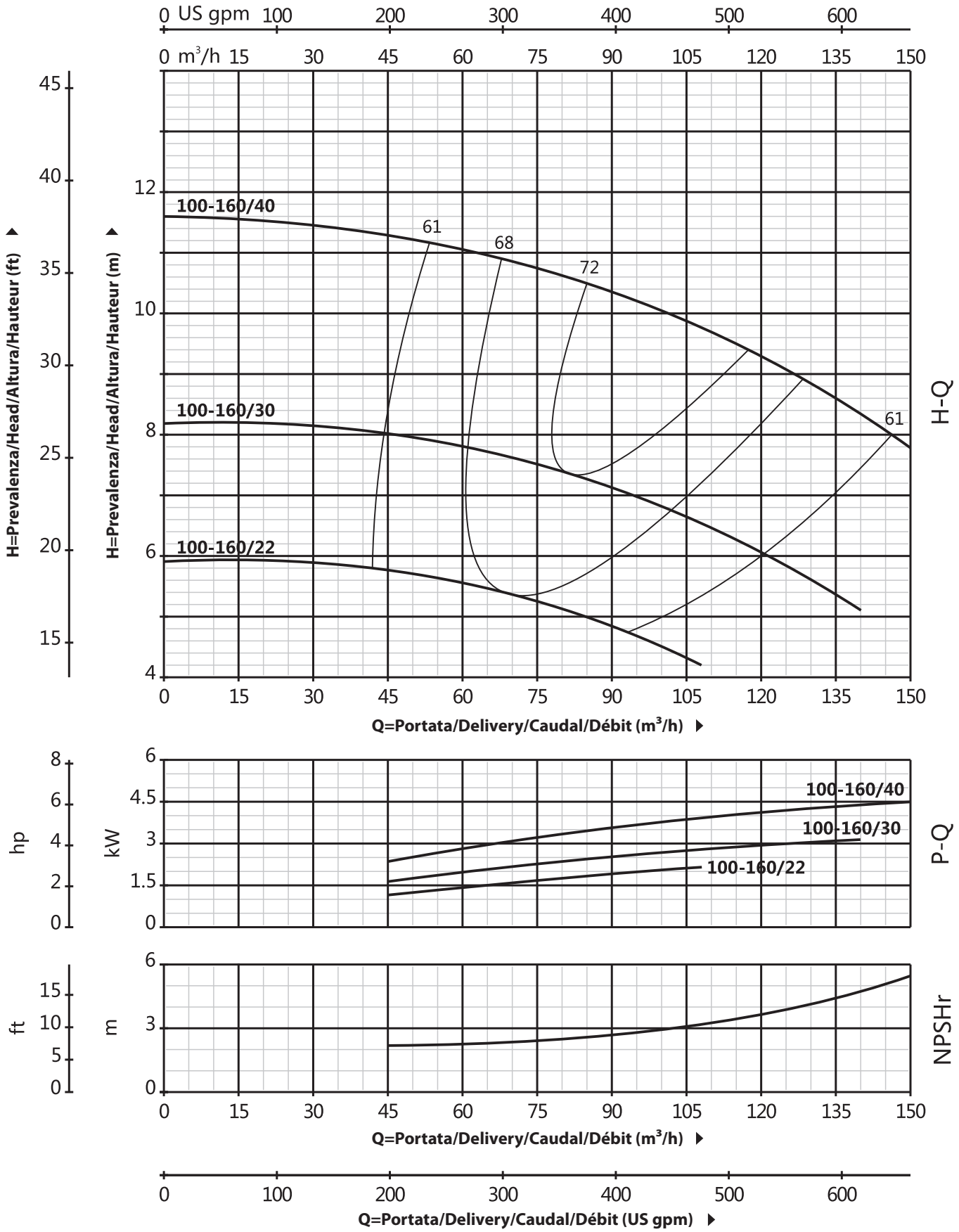

QCN4 100-200

CURVA DI PRESTAZIONE/PERFORMANCE CURVE/CURVA DE RENDIMIENTO/COURBE DE PERFORMANCE

60 Hz n=1750 rpm

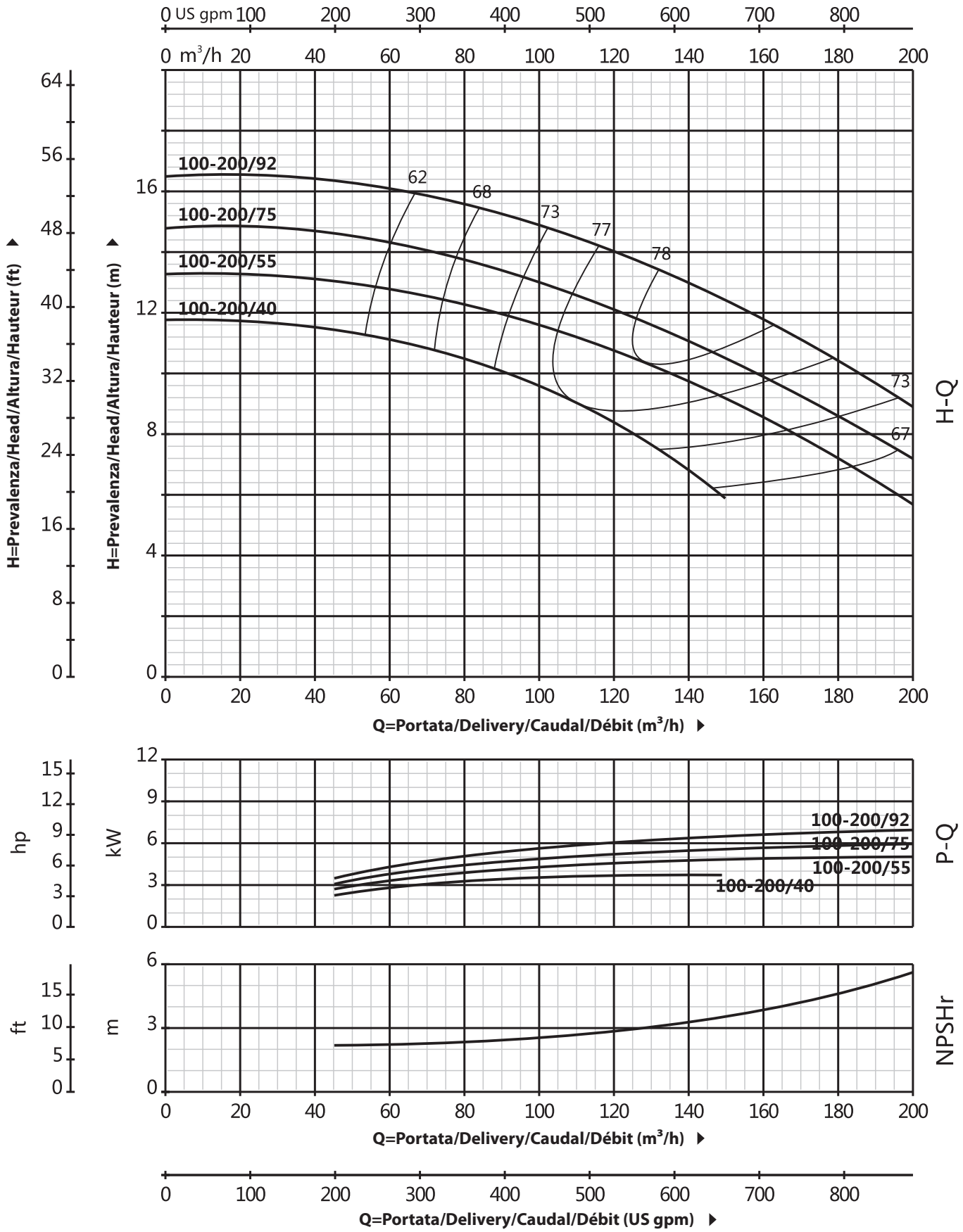

QCN4 100-250

CURVA DI PRESTAZIONE/PERFORMANCE CURVE/CURVA DE RENDIMIENTO/COURBE DE PERFORMANCE

60 Hz n=1750 rpm

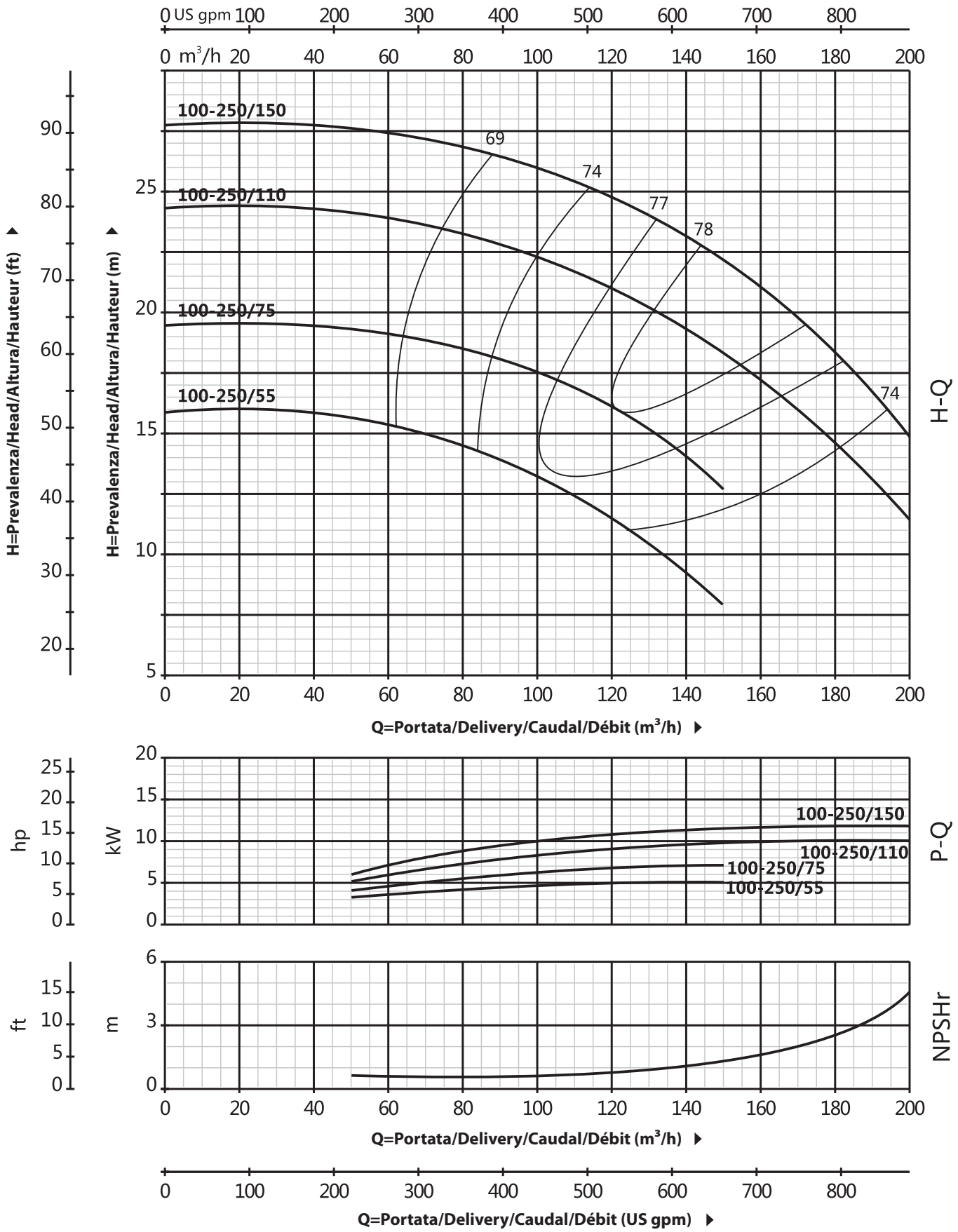

QCN4 100-315

CURVA DI PRESTAZIONE/PERFORMANCE CURVE/CURVA DE RENDIMIENTO/COURBE DE PERFORMANCE

60 Hz n=1750 rpm

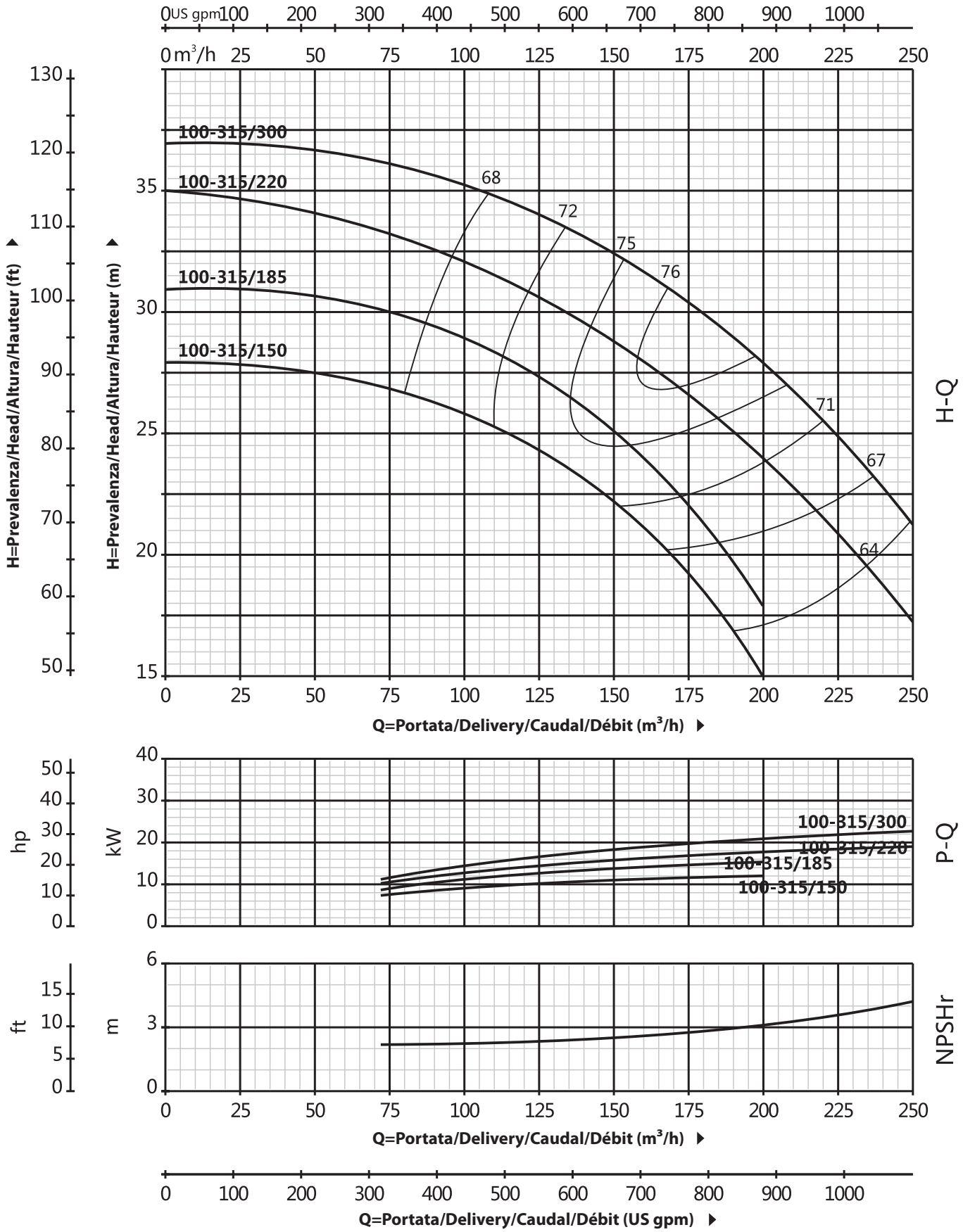

QCN4 100-400

CURVA DI PRESTAZIONE/PERFORMANCE CURVE/CURVA DE RENDIMIENTO/COURBE DE PERFORMANCE

60 Hz n=1750 rpm

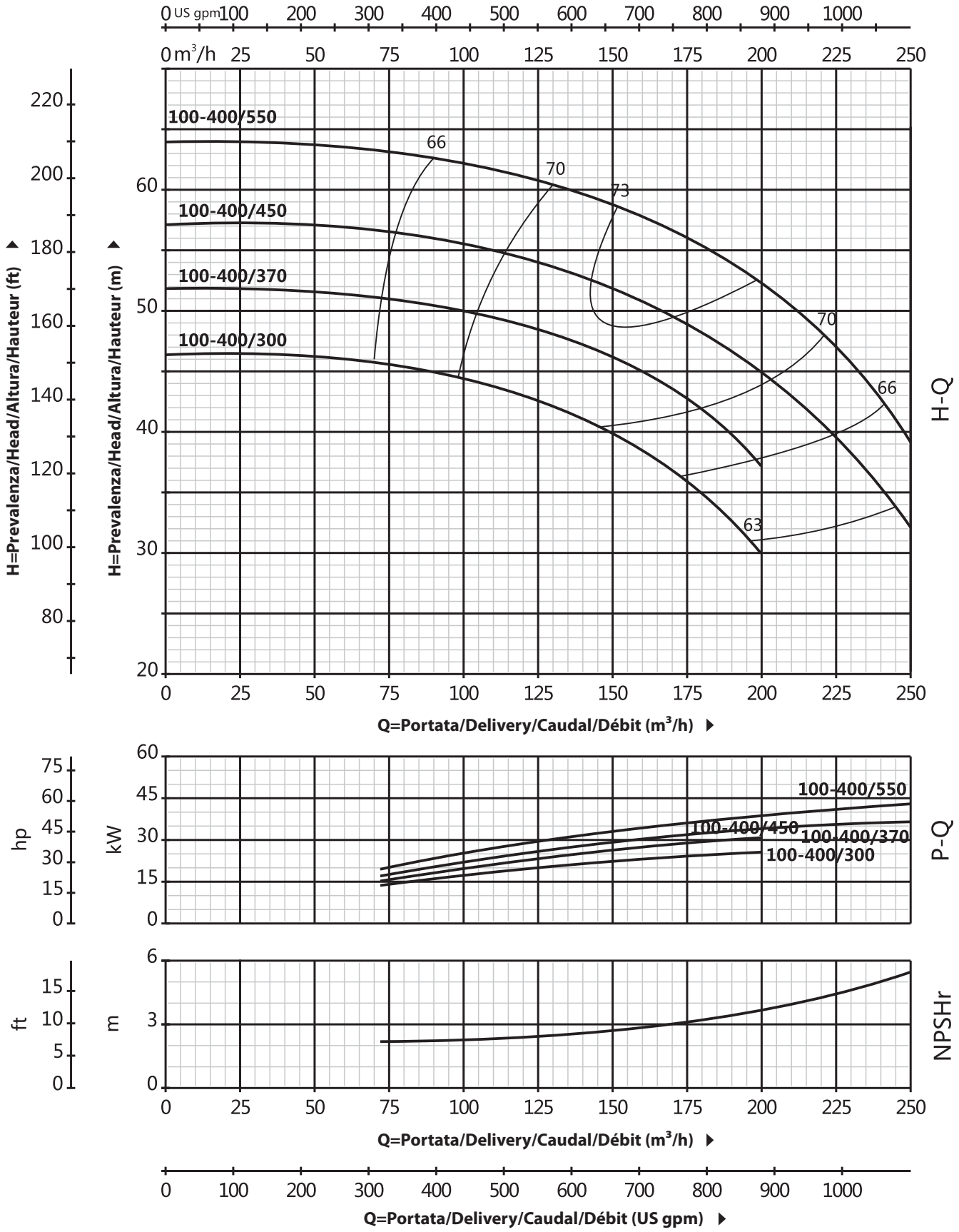

QCN4 125

DATI TECNICI/TECHNICAL DATA/DATOS TÉCNICOS/DONNÉES TECHNIQUES

60 Hz n=1750 rpm

MODELLO MODEL MODELO MODÈLE	DN mm	Potenza Power Potencia Puissance kw	hp	Q=Portata/Delivery/Caudal/Débit us gpm	0	132	154	176	220	264	396	441	485	617	661	881	1101	1322	1762	2203	2643
				l/min	0	500	583	667	833	1000	1500	1667	1833	2333	2500	3333	4167	5000	6667	8333	10000
				m³/h	0	30	35	40	50	60	90	100	110	140	150	200	250	300	400	500	600
				H=Prevalenza/Head/Altura/Hauteur (m)																	
QCN4 125-200/55	150x125	5.5	7.5	11.4	11.1	11.1	11	10.9	10.8	10.2	10	9.7	8.9	8.6	6.9	-	-	-	-	-
QCN4 125-200/75	150x125	7.5	10	14.1	13.9	13.8	13.8	13.7	13.6	13.1	12.9	12.7	11.9	11.6	9.6	-	-	-	-	-
QCN4 125-200/110	150x125	11	15	18.1	17.9	17.8	17.8	17.7	17.6	17.1	16.9	16.7	15.9	15.6	13.6	9.8	-	-	-	-
QCN4 125-250/75	150x125	7.5	10	15.4	-	-	-	-	15.3	15	14.8	14.6	13.6	13.1	-	-	-	-	-	-
QCN4 125-250/110	150x125	11	15	19.4	-	-	-	-	19.3	19.1	19	18.9	18.1	17.8	15.3	11.7	-	-	-	-
QCN4 125-250/150	150x125	15	20	23.2	-	-	-	-	23.3	23.1	23	22.9	22	22	19.8	16.5	12.3	-	-	-
QCN4 125-250/185	150x125	18.5	25	25.6	-	-	-	-	25.5	25.5	25.4	25.3	24.9	24.7	23	20.3	16.5	-	-	-
QCN4 125-315/185	150x125	18.5	25	27.3	-	-	-	-	-	-	26.9	26.7	25.9	25.6	23.3	19.7	14.9	-	-	-
QCN4 125-315/220	150x125	22	30	30	-	-	-	-	-	-	29.7	29.6	28.9	28.6	26.5	23.2	18.4	-	-	-
QCN4 125-315/300	150x125	30	40	35.6	-	-	-	-	-	-	35.4	35.3	34.8	34.6	32.9	30.1	26.1	-	-	-
QCN4 125-315/370	150x125	37	50	38.2	-	-	-	-	-	-	38	37.9	37.4	37.2	35.7	33.1	29.4	17.8	-	-

QCN4 125

DIMENSIONI E PESO/DIMENSIONS AND WEIGHT/DIMENSIONES Y PESOS/DIMENSIONS ET POIDS

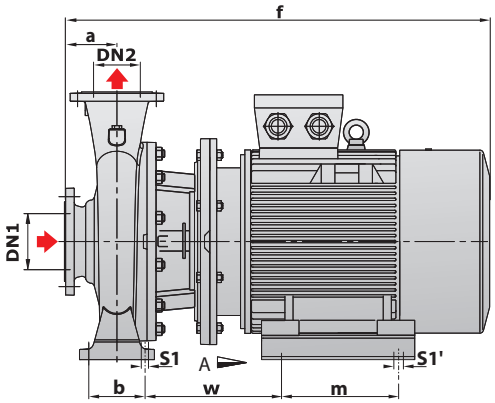

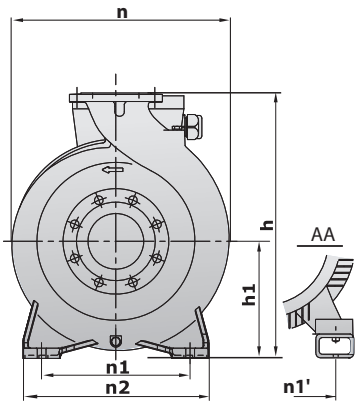

MODELLO/MODEL MODELO/MODÈLE	DIMENSIONI/DIMENSIONS/DIMENSIONES/DIMENSIONS (mm)															kg
	DN1	DN2	a	f	h	h1	n	n1	n1'	n2	b	w	m	s1	s1'	3-ph
QCN4 125-200/55-75	150	125	140	718	565	250	422	315	216	400	120	249	140	19	12	107/125
QCN4 125-200/110	150	125	140	888	565	250	422	315	254	400	120	298	210	19	15	170
QCN4 125-250/75	150	125	140	718	605	250	500	315	216	400	120	249	140	19	12	137
QCN4 125-250/110-150	150	125	140	888	605	250	500	315	254	400	120	298	210	19	15	170/192
QCN4 125-250/185	150	125	140	932	605	250	500	315	254	400	120	298	254	19	15	232
QCN4 125-315/185	150	125	140	932	635	280	525	400	254	500	150	283	254	23	15	252
QCN4 125-315/220	150	125	140	968	635	280	525	400	279	500	150	296	241	23	15	272
QCN4 125-315/300-370	150	125	140	1059	635	280	525	400	318	500	150	308	305	23	18	335/378

QCN4 125-200

CURVA DI PRESTAZIONE/PERFORMANCE CURVE/CURVA DE RENDIMIENTO/COURBE DE PERFORMANCE

60 Hz n=1750 rpm

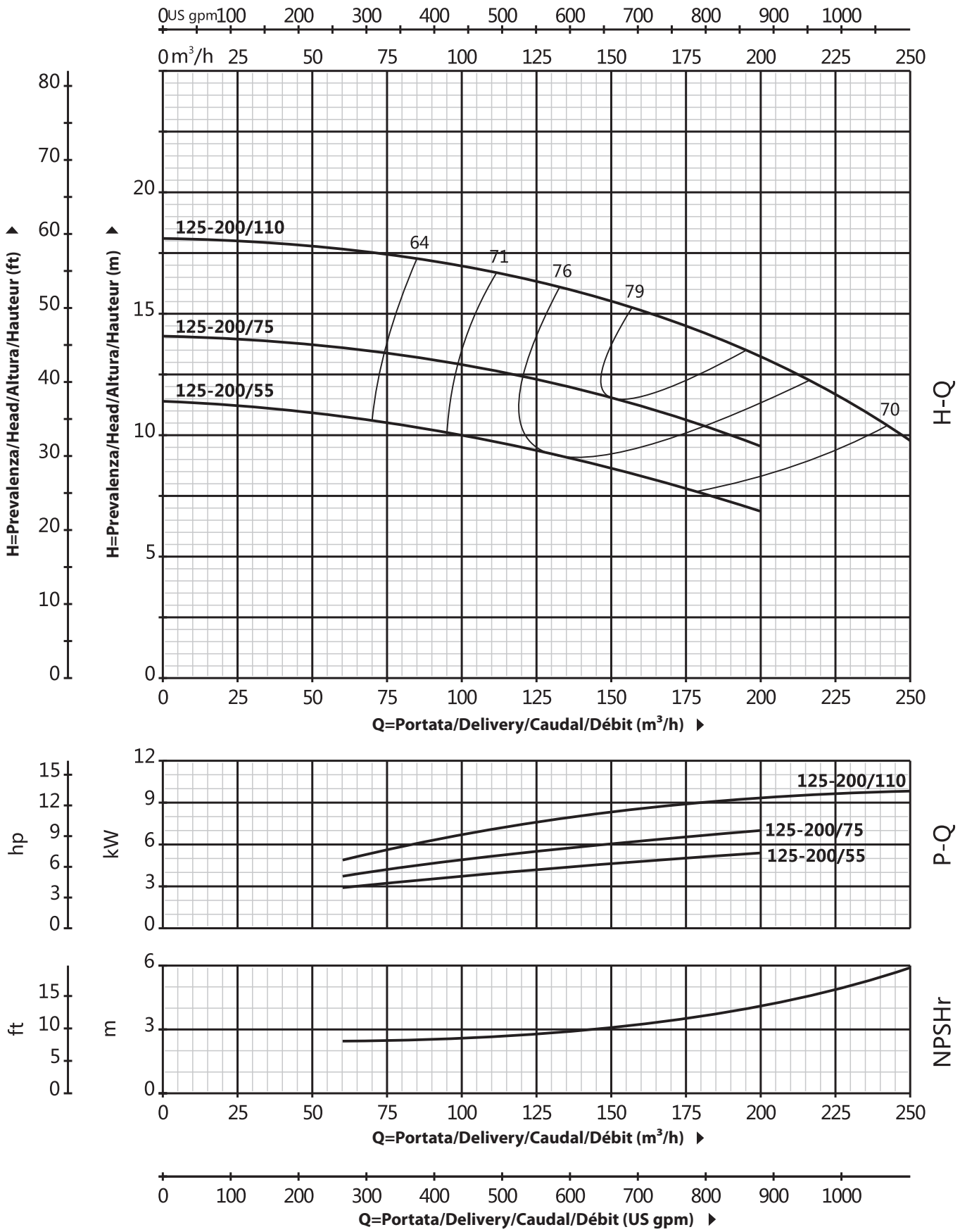

QCN4 125-250

CURVA DI PRESTAZIONE/PERFORMANCE CURVE/CURVA DE RENDIMIENTO/COURBE DE PERFORMANCE

60 Hz n=1750 rpm

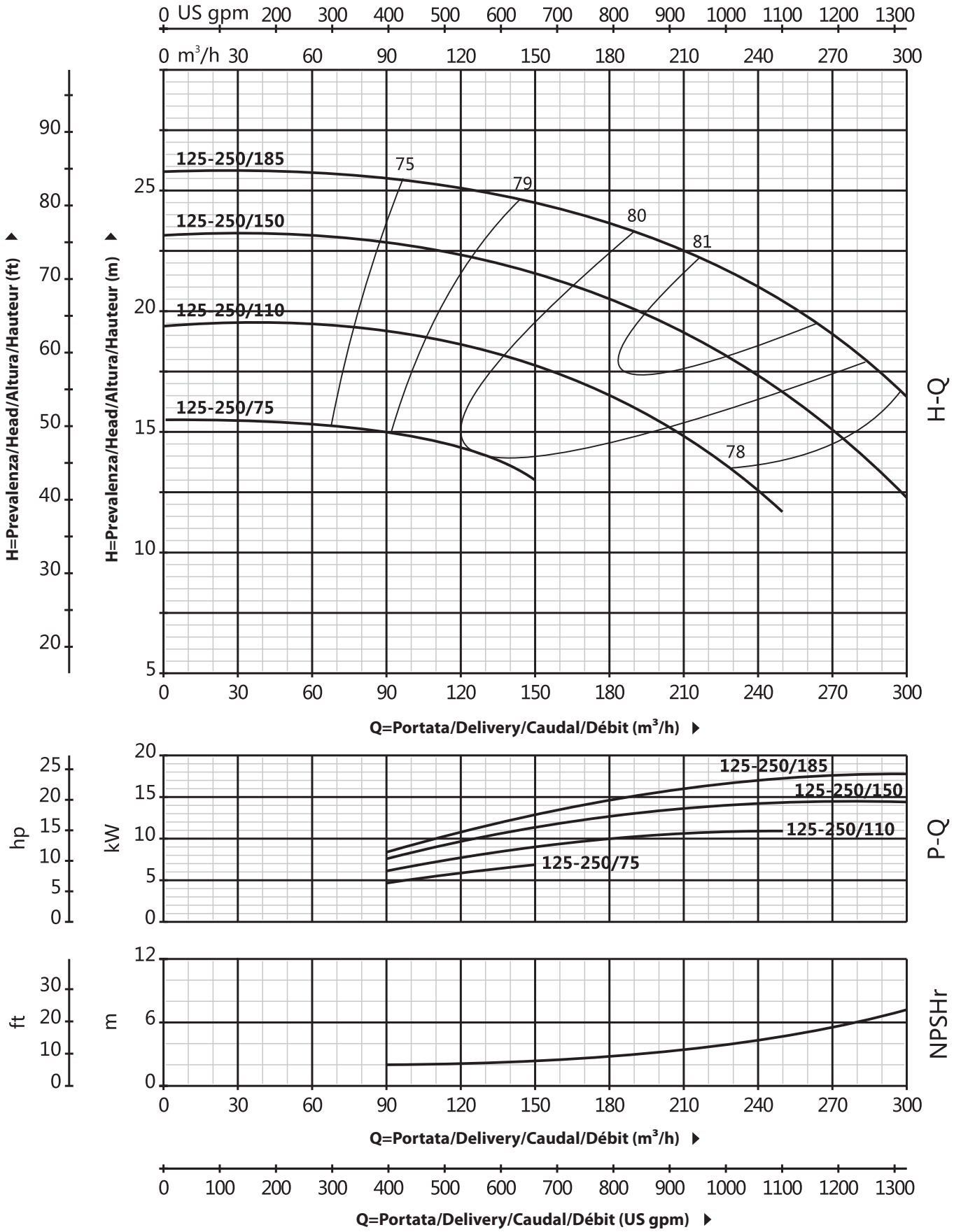

QCN4 125-315

CURVA DI PRESTAZIONE/PERFORMANCE CURVE/CURVA DE RENDIMIENTO/COURBE DE PERFORMANCE

60 Hz n=1750 rpm

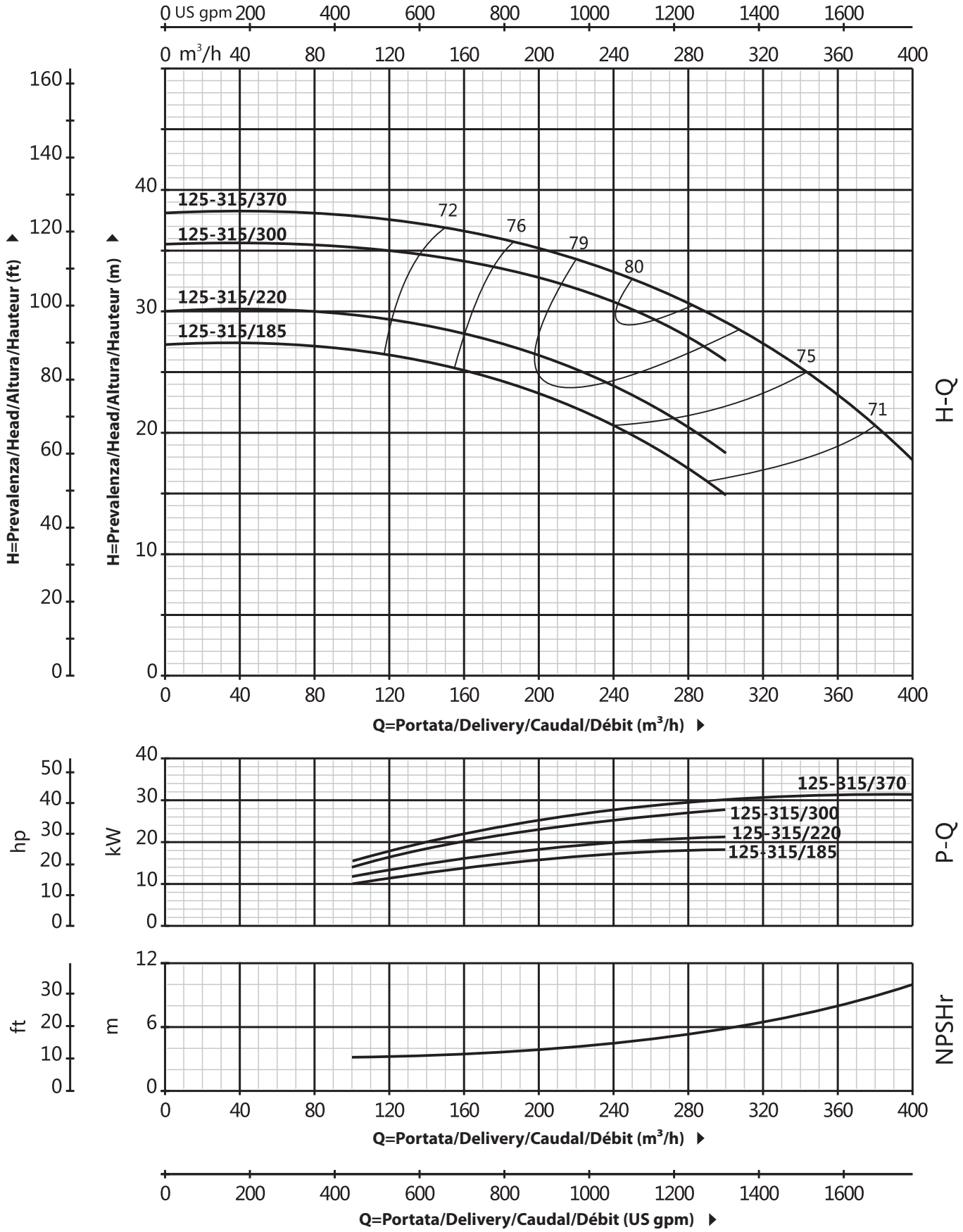

QCN4 125-400

CURVA DI PRESTAZIONE/PERFORMANCE CURVE/CURVA DE RENDIMIENTO/COURBE DE PERFORMANCE

60 Hz n=1750 rpm

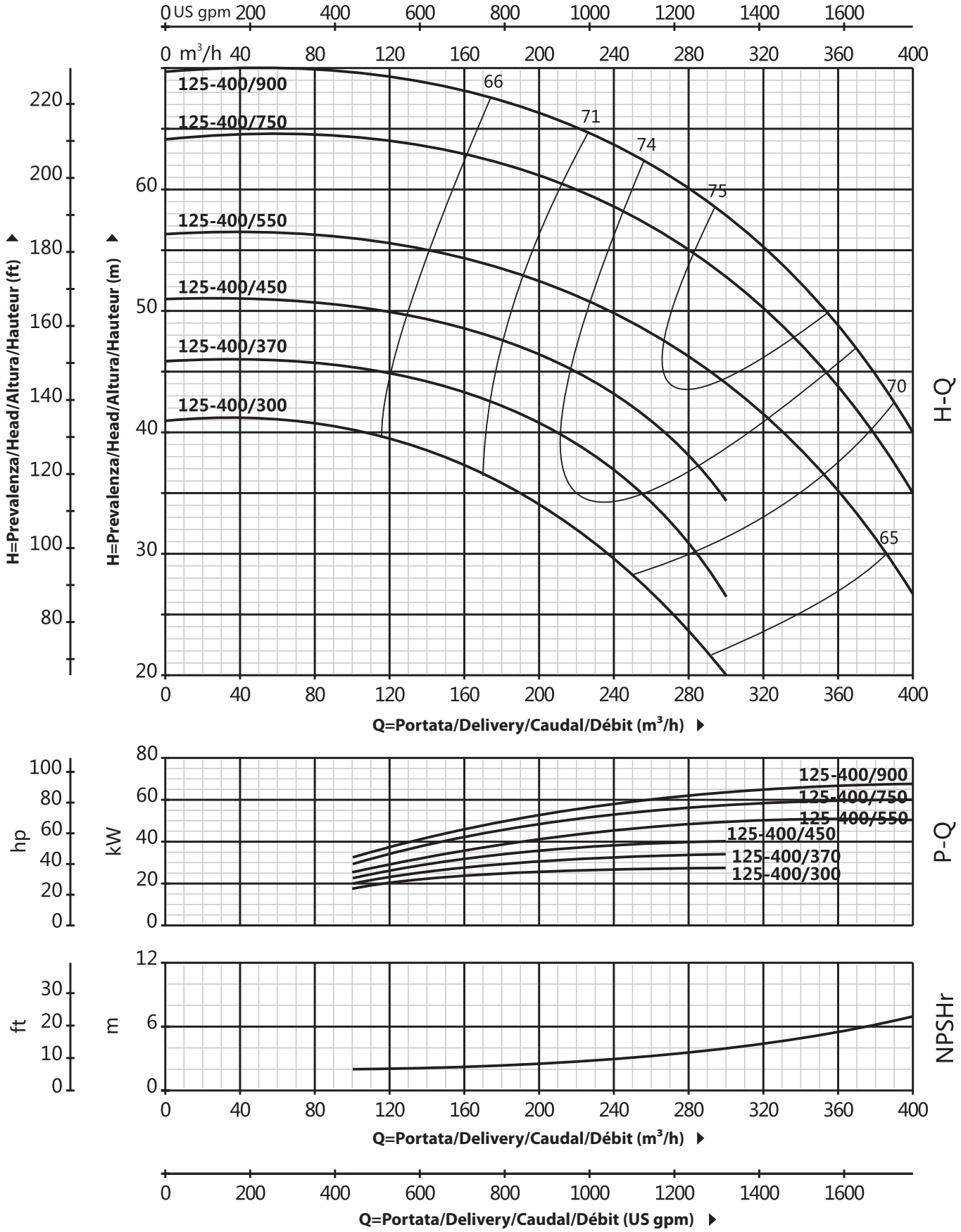

QCN4 150

DATI TECNICI/TECHNICAL DATA/DATOS TÉCNICOS/DONNÉES TECHNIQUES

60 Hz n=1750 rpm

MODELLO MODEL MODELO MODÈLE	DN mm	Potenza Power Potencia Puissance kw	hp	Q=Portata/Delivery/Caudal/Débit us gpm	0	132	154	176	220	264	396	441	485	617	661	881	1101	1322	1762	2203	2643
				l/min	0	500	583	667	833	1000	1500	1667	1833	2333	2500	3333	4167	5000	6667	8333	10000
				m³/h	0	30	35	40	50	60	90	100	110	140	150	200	250	300	400	500	600
				H=Prevalenza/Head/Altura/Hauteur (m)																	
QCN4 150-200/110	200x150	11	15	14	-	-	-	-	-	-	-	13.5	13.4	13.3	13.1	12.9	11.7	7.8	-	-
QCN4 150-200/150	200x150	15	20	16.3	-	-	-	-	-	-	-	15.5	15.3	15.2	14.8	14.3	13.5	11.1	-	-
QCN4 150-200/185	200x150	18.5	25	18.3	-	-	-	-	-	-	-	17.5	17.3	17.2	16.8	16.3	15.5	13.1	10	-
QCN4 150-200/220	200x150	22	30	20.3	-	-	-	-	-	-	-	19.5	19.3	19.2	18.8	18.3	17.5	15.1	12	-
QCN4 150-250/150	200x150	15	20	17.5	-	-	-	-	-	-	-	-	-	16.8	15.9	14.7	13.2	9.2	-	-
QCN4 150-250/185	200x150	18.5	25	21.3	-	-	-	-	-	-	-	-	-	20.8	20	18.9	17.5	13.8	8.7	-
QCN4 150-250/220	200x150	22	30	24	-	-	-	-	-	-	-	-	-	23.6	23	22	20.8	17.1	12	-
QCN4 150-250/300	200x150	30	40	25.5	-	-	-	-	-	-	-	-	-	25	24.5	23.5	22	18.8	13.8	-
QCN4 150-315/370	200x150	37	50	33.6	-	-	-	-	-	-	-	-	-	33.5	32.7	31.7	30.4	26.7	21.4	-
QCN4 150-315/450	200x150	45	60	37.7	-	-	-	-	-	-	-	-	-	37.6	36.9	35.9	34.7	31.3	26.5	-
QCN4 150-315/550	200x150	55	75	40	-	-	-	-	-	-	-	-	-	40	39.3	38.4	37.2	33.9	29.4	-
QCN4 150-315/750	200x150	75	100	47	-	-	-	-	-	-	-	-	-	47	46.3	45.4	44.2	40.9	36.4	29
QCN4 150-400/550	200x150	55	75	48.2	-	-	-	-	-	-	-	-	47.7	48	46	45	42	36.8	29.2	-
QCN4 150-400/750	200x150	75	100	55.4	-	-	-	-	-	-	-	-	55	55	54	53	51	47	41	32.2
QCN4 150-400/900	200x150	90	125	59.5	-	-	-	-	-	-	-	-	59	59	58	57	56	52	46	37.7
QCN4 150-400/1100	200x150	110	150	65.5	-	-	-	-	-	-	-	-	65	65	64	63	62	58	52	43.7
QCN4 150-400/1320	200x150	132	180	72	-	-	-	-	-	-	-	-	71.5	71.5	70.5	69.5	68.5	64.5	58.5	50.2

QCN4 150

DIMENSIONI E PESO/DIMENSIONS AND WEIGHT/DIMENSIONES Y PESOS/DIMENSIONS ET POIDS

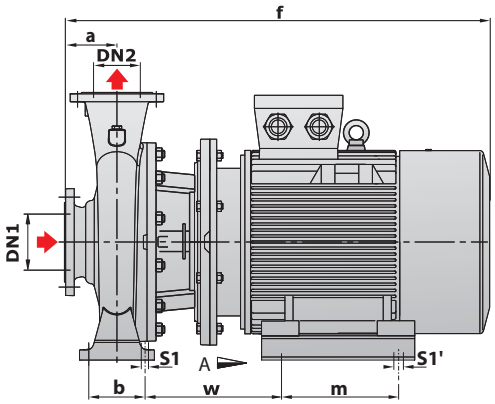

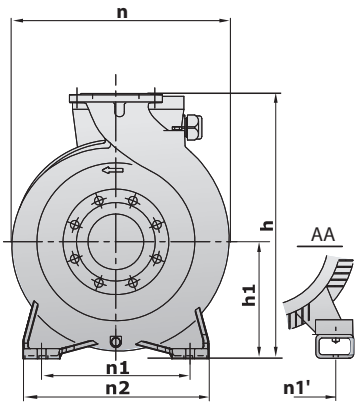

MODELLO/MODEL MODELO/MODÈLE	DIMENSIONI/DIMENSIONS/DIMENSIONES/DIMENSIONS (mm)															kg
	DN1	DN2	a	f	h	h1	n	n1	n1'	n2	b	w	m	s1	s1'	3-ph
QCN4150-200/110-150	200	150	160	928	680	280	435	450	254	550	150	303	210	23	15	**197/219**
QCN4150-200/185	200	150	160	972	680	280	435	450	254	550	150	303	254	23	15	**259**
QCN4150-200/220	200	150	160	1008	680	280	435	450	279	550	150	316	241	23	15	**279**
QCN4150-250/150	200	150	160	928	715	280	510	450	254	550	150	303	210	23	15	**226**
QCN4150-250/185	200	150	160	972	715	280	510	450	254	550	150	303	254	23	15	**266**
QCN4150-250/220	200	150	160	1008	715	280	510	450	279	550	150	316	241	23	15	**286**
QCN4150-250/300	200	150	160	1099	715	280	510	450	318	550	150	328	305	23	18	**349**
QCN4150-315/370	200	150	160	1099	740	280	548	450	318	550	150	328	305	23	18	**395**
QCN4150-315/450	200	150	160	1139	740	280	548	450	356	550	150	344	311	23	18	**422**
QCN4150-315/550	200	150	160	1230	740	280	548	450	406	550	150	393	349	23	24	**511**
QCN4150-315/750	200	150	160	1302	740	280	548	450	457	550	150	415	368	23	24	**639**
QCN4150-400/550	200	150	160	1230	765	315	623	450	406	550	150	393	349	23	24	**532**
QCN4150-400/750	200	150	160	1302	765	315	623	450	457	550	150	415	368	23	24	**660**
QCN4150-400/900	200	150	160	1353	765	315	623	450	457	550	150	415	419	23	24	**752**
QCN4150-400/1100	200	150	160	1514	765	315	623	450	508	550	150	441	406	23	28	**1053**
QCN4150-400/1320	200	150	160	1624	765	315	623	450	508	550	150	441	457	23	28	**1147**

QCN4 150-200

CURVA DI PRESTAZIONE/PERFORMANCE CURVE/CURVA DE RENDIMIENTO/COURBE DE PERFORMANCE

60 Hz n=1750 rpm

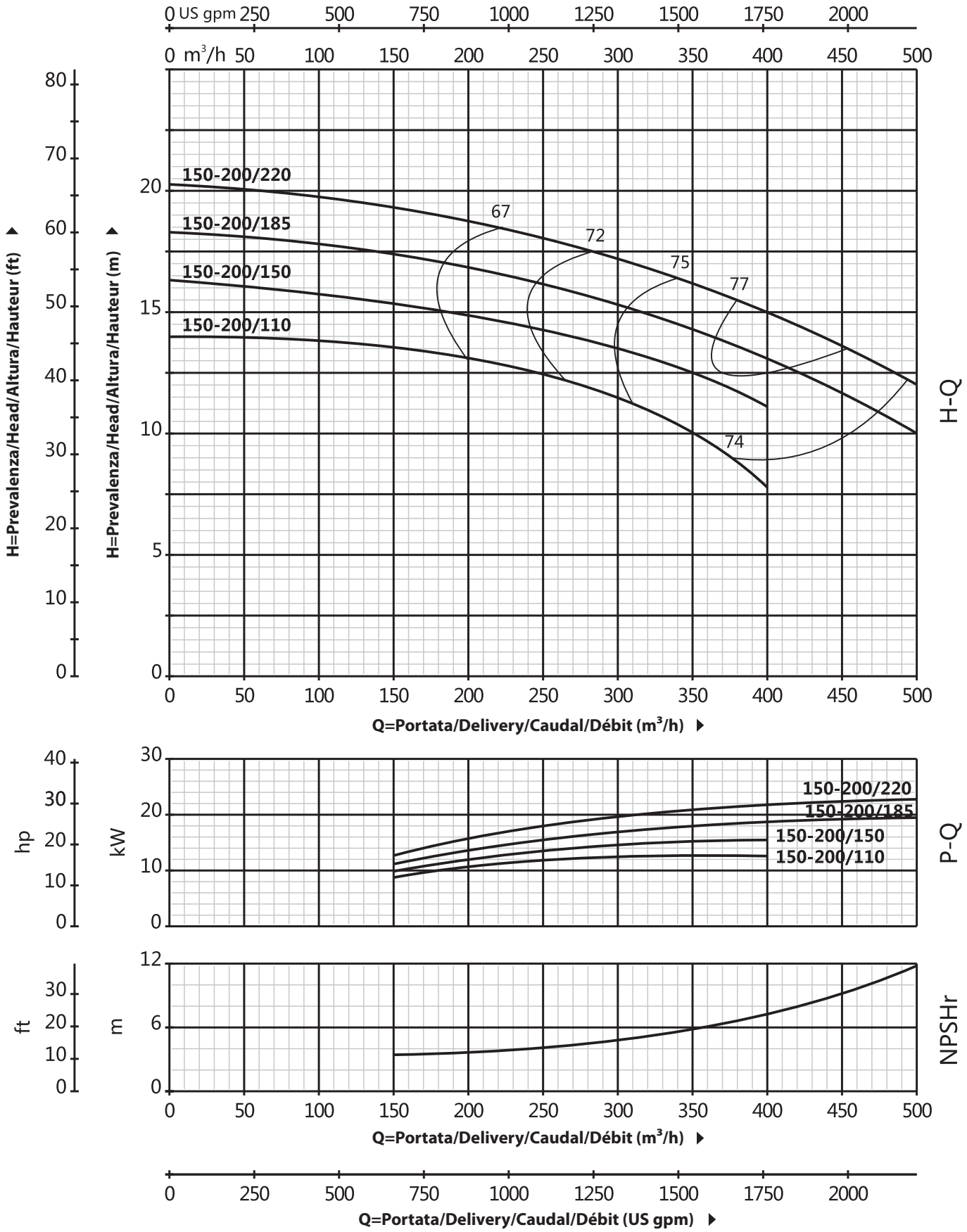

QCN4 150-250

CURVA DI PRESTAZIONE/PERFORMANCE CURVE/CURVA DE RENDIMIENTO/COURBE DE PERFORMANCE

60 Hz n=1750 rpm

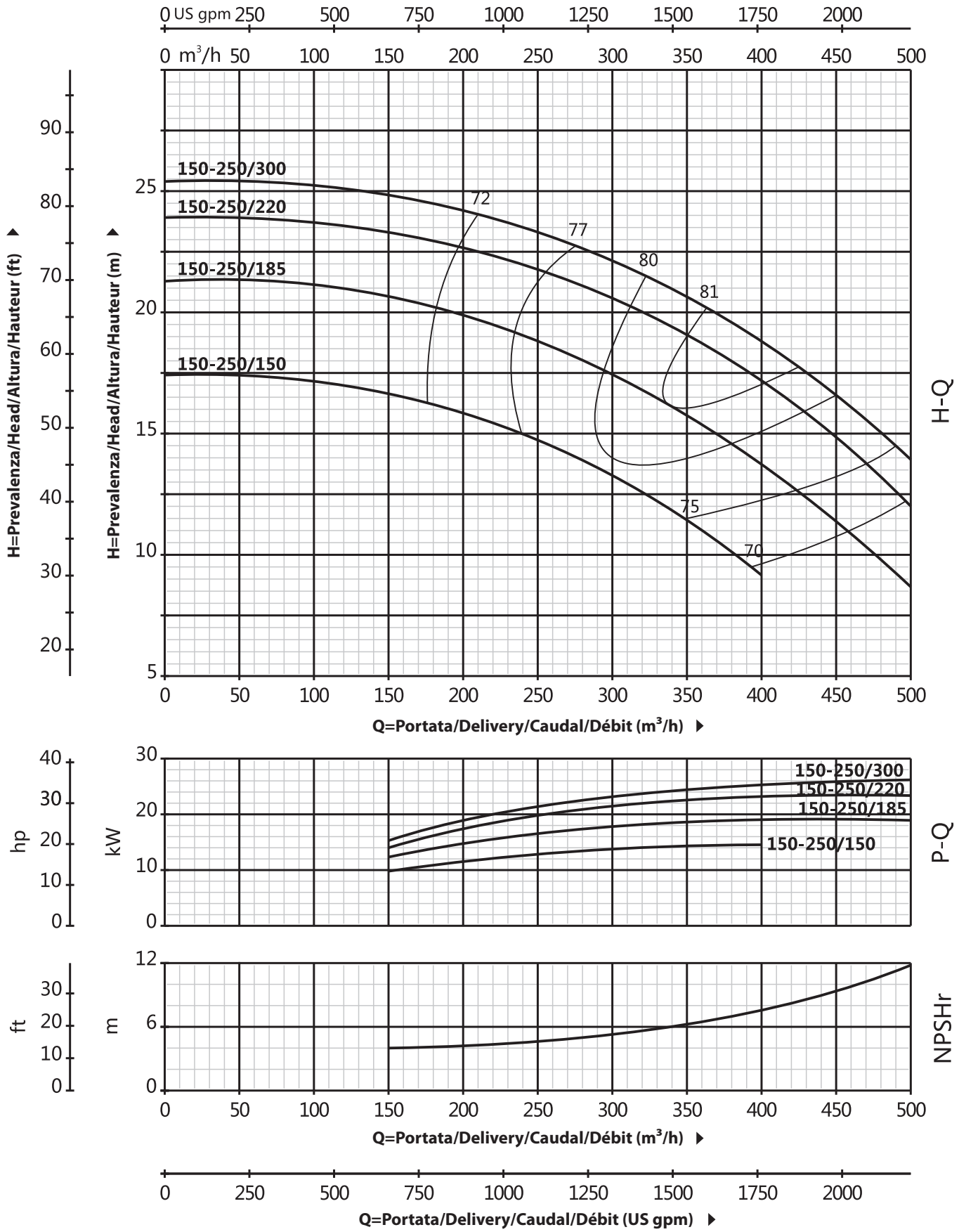

QCN4 150-315

CURVA DI PRESTAZIONE/PERFORMANCE CURVE/CURVA DE RENDIMIENTO/COURBE DE PERFORMANCE

60 Hz n=1750 rpm

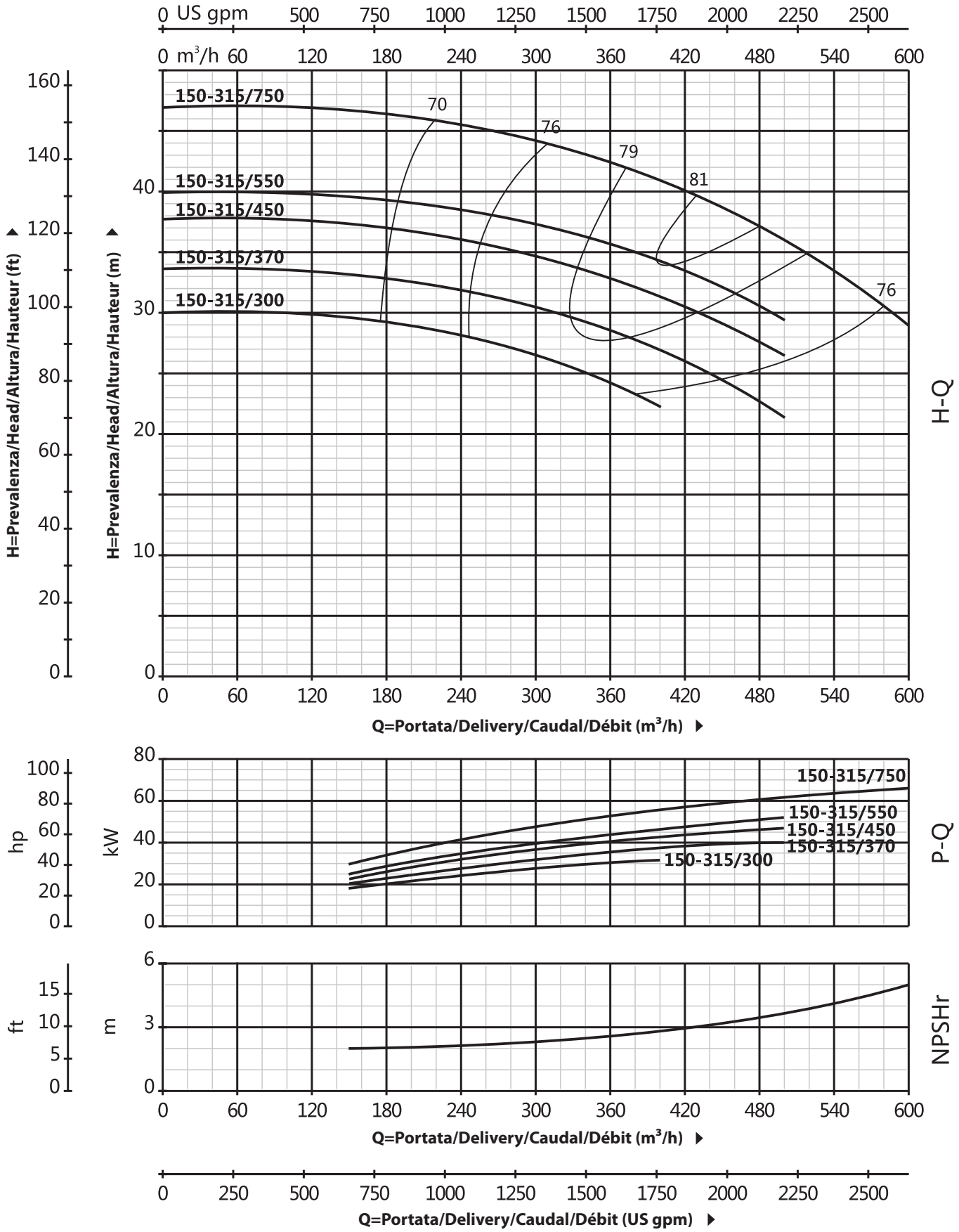

QCN4 150-400

CURVA DI PRESTAZIONE/PERFORMANCE CURVE/CURVA DE RENDIMIENTO/COURBE DE PERFORMANCE

60 Hz n=1750 rpm

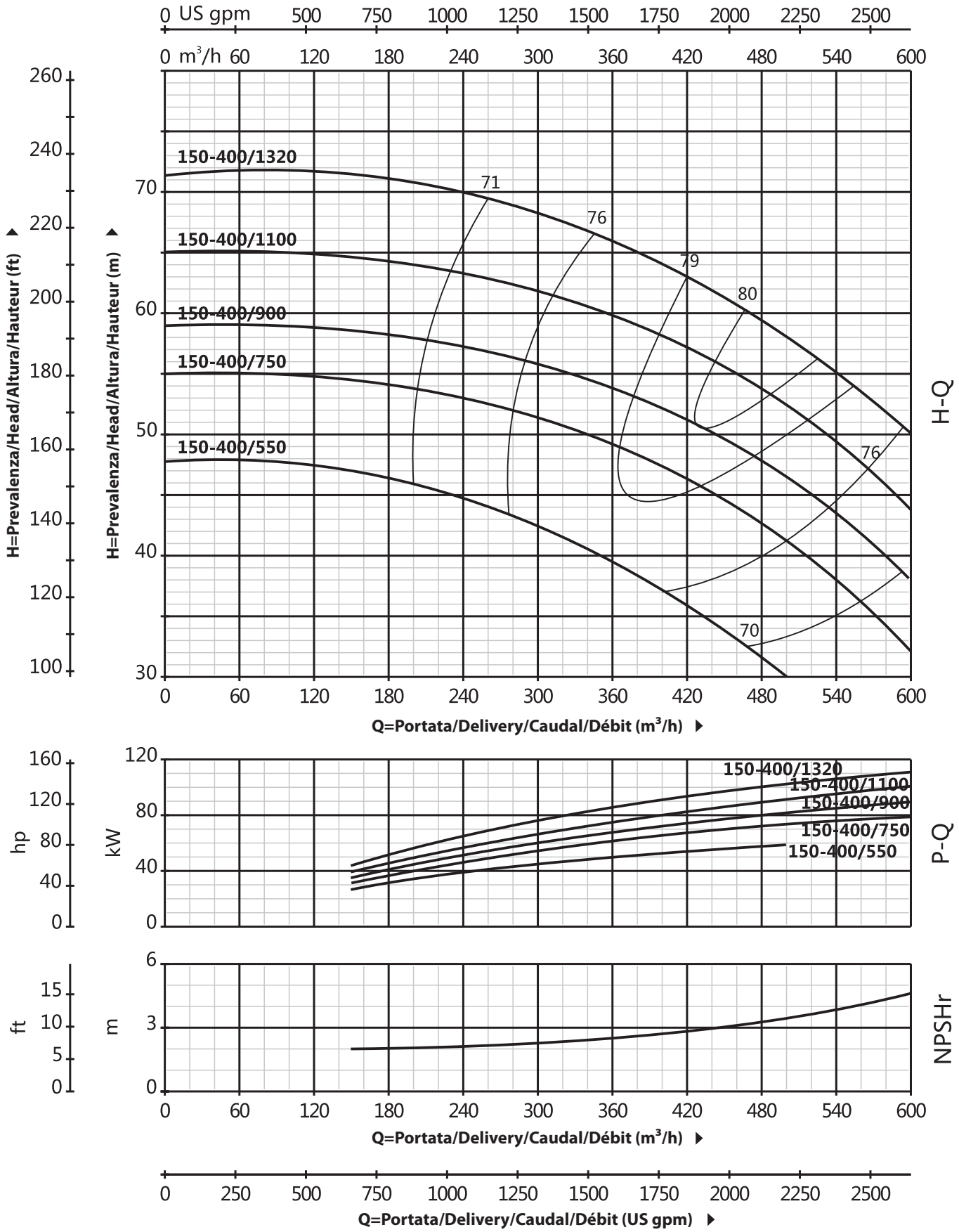

NOTES

QUADRA

MADE IN ITALY

www.quadra-italy.com

Clean

Civil

Industry

Agriculture

QCNX

Pompa centrifuga in inox normalizzata
Inox normalized centrifugal pump
Bomba normalizada en acero inoxidable
Pompe standard en acier inoxydable

60 Hz



Clean

Civil

Industry

Agriculture

QCNX

n ≈ 3500 rpm

Pompa centrifuga in inox normalizzata
Inox normalized centrifugal pump
Bomba normalizada en acero inoxidable
Pompe standard en acier inoxydable

DESCRIZIONE/DESCRIPTION
DESCRIPCIONES/DESCRIPTION

Pompa centrifuga in acciaio inox AISI 304
Tutte le parti a contatto con l'acqua in inox 304
Disponibili con motore quadrato e rotondo
Disponibile in AISI 316 su richiesta
Design back pull-out senza rimuovere le tubazioni
Cuscinetti NSK di qualità, tenuta meccanica resistente all'usura
Adatto per il trasferimento di liquido impuro

Stainless steel 304 standard pump design
All wetted parts are in stainless steel 304
Both square motor & round motor available
Stainless steel AISI 316 material as request
Back pull-out design without removing the pipes
Quality NSK bearing, wear resistance mechanical seal
Available to deliver some impure liquid

Diseño de bomba estándar de acero inoxidable 304
Todas las partes húmedas son de acero inoxidable 304.
Motor cuadrado y motor redondo disponibles.
Material de acero inoxidable 316 según pedido
Diseño de extracción posterior sin quitar las tuberías
Rodamiento de marca NSK y cierre mecánico personalizado
Disponible para la entrega de algún líquido impuro

Conception de pompe standard en acier inoxydable 304
Toutes les pièces en contact avec le fluide sont en inox304
Moteur carré et moteur rond disponibles
Matériau en acier inoxydable 316 comme demande
Conception arrière coulissante sans retirer les tuyaux
Roulement NSK qualité, joint mécanique de résistance à l'usure
Disponible pour la livraison de liquide impur

RANGE DI POTENZA E PRESTAZIONI
POWER AND PERFORMANCE RANGE
RANGO DE POTENCIA Y PRESTACIONES
PLAGE DE PUISSANCE ET DE PERFORMANCES

HP/KW	1.5÷50 / 1.1÷37
Q	9÷240 m³/h
H	7÷71 m

LIMITI DI UTILIZZO/USING LIMITS
LÍMITES UTILIZACIÓN/UTILISATION LIMITES

Temperatura del liquido tra -10 °C e +120 °C
Temperatura ambiente tra 0 °C e +50 °C
Pressione massima di esercizio 16 bar
Servizio continuo S1

Liquid temperature between -10 °C and +120 °C
Ambient temperature between 0 °C and +50°C
Max. working pressure 16 bar
Continuous service S1

Temperatura del líquido de -10 °C hasta +120 °C
Temperatura ambiente de 0 °C hasta +50°C
Presión máxima en el cuerpo de la bomba 16 bar
Funcionamiento continuo S1

Température du liquide entre -10 °C et +120 °C
Température ambiante entre 0 °C et +50 °C
Max. pression de service 16 bar
Service continu S1

CODICE MODELLO/MODEL CODE
CÓDIGO MODELO/CODE MODÈLE

Esempio/For example/Por ejemplo/Par exemple

QCNX 40-200/75

- **75**= Potenza nominale (kw) x10
  Rated power (kw)x10
  Potencia nominal (kw)x10
  Puissance nominale (kw) x10
- **200**= Dimensioni nominali della girante (mm)
  Nominal impeller size (mm)
  Tamaño nominal del impulsor (mm)
  Taille nominale de la roue (mm)
- **40**= Dimensioni mandata (mm)
  Discharge size (mm)
  Tamaño de descarga (mm)
  Taille de décharge (mm)
- **QCNX** = Pompa centrifuga in inox normalizzata
  Inox normalized centrifugal pump
  Bomba normalizada en acero inoxidable
  Pompe standard en acier inoxydable

QCNX

DATI TECNICI/TECHNICAL DATA/DATOS TÉCNICOS/DONNÉES TECHNIQUES

60 Hz n=3500 rpm

MODELLO MODEL MODELO MODÈLE QCNX	Phases 1-ph	Phases 3-ph	DN mm	Potenza Power Potencia Puissance kw	hp	Q=Portata/Delivery/Caudal/Débit l/min	0	150	200	300	333	400	600	700	900	1200	1900	2100	2200	2300	2500	3400	3600	3800	4000
						m³/h	0	9	12	18	20	24	36	42	54	72	114	126	132	138	150	204	216	228	240
						H=Prevalenza/Head/Altura/Hauteur (m)																			
32-160/11	•	•	50x32	1.1	1.5		22.5	19.9	18.4	14.1	12	-	-	-	-	-	-	-	-	-	-	-	-	-	-
32-160/15	•	•	50x32	1.5	2		29.5	26.5	24.5	19.2	17	-	-	-	-	-	-	-	-	-	-	-	-	-	-
32-160/22	•	•	50x32	2.2	3		37	34	32	27	25	-	-	-	-	-	-	-	-	-	-	-	-	-	-
32-200/30	•	•	50x32	3	4		44	40	37.5	31	28	-	-	-	-	-	-	-	-	-	-	-	-	-	-
32-200/40	•	•	50x32	4	5.5		55	52	49.5	43.5	40.5	37	-	-	-	-	-	-	-	-	-	-	-	-	-
32-200/55	-	•	50x32	5.5	7.5		70.5	67.5	65	58.5	55	51	-	-	-	-	-	-	-	-	-	-	-	-	-
40-125/15	•	•	65x40	1.5	2		20	-	19	17.6	17	15.7	10.3	7	-	-	-	-	-	-	-	-	-	-	-
40-125/22	•	•	65x40	2.2	3		26.5	-	25.5	24	23.5	22	16.4	13	-	-	-	-	-	-	-	-	-	-	-
40-160/30	•	•	65x40	3	4		31	-	29.5	27.5	27	25.5	20	17	-	-	-	-	-	-	-	-	-	-	-
40-160/40	•	•	65x40	4	5.5		40	-	38.5	37	36	34.5	29	25.5	-	-	-	-	-	-	-	-	-	-	-
40-200/55	-	•	65x40	5.5	7.5		47	-	45.5	44	43	41	35	31	-	-	-	-	-	-	-	-	-	-	-
40-200/75	-	•	65x40	7.5	10		58	-	57	55.5	55	53.5	47.5	44	-	-	-	-	-	-	-	-	-	-	-
40-200/110	-	•	65x40	11	15		72	-	71	70	70	68.5	63	59	-	-	-	-	-	-	-	-	-	-	-
50-125/22	•	•	65x50	2.2	3		19	-	-	-	-	17.5	14.9	13.4	10.7	-	-	-	-	-	-	-	-	-	-
50-125/30	•	•	65x50	3	4		22	-	-	-	-	20.5	18.4	17	14.4	8	-	-	-	-	-	-	-	-	-
50-125/40	•	•	65x50	4	5.5		26.5	-	-	-	-	26	24	22.5	20.5	14	-	-	-	-	-	-	-	-	-
50-160/55	-	•	65x50	5.5	7.5		33	-	-	-	-	31	28.5	27	24.5	18	-	-	-	-	-	-	-	-	-
50-160/75	-	•	65x50	7.5	10		40	-	-	-	-	38.5	36	35	32.5	26	-	-	-	-	-	-	-	-	-
50-200/92	-	•	65x50	9.2	12.5		53	-	-	-	-	-	49	47.5	44.5	34	-	-	-	-	-	-	-	-	-
50-200/110	-	•	65x50	11	15		59	-	-	-	-	-	55	54	51	42	-	-	-	-	-	-	-	-	-
50-200/150	-	•	65x50	15	20		72	-	-	-	-	-	69	68	65	57	-	-	-	-	-	-	-	-	-
65-125/40	-	•	80x65	4	5.5		22.2	-	-	-	-	-	19.8	19	17.3	13.5	6.3	-	-	-	-	-	-	-	-
65-125/55	-	•	80x65	5.5	7.5		27	-	-	-	-	-	-	24	22.2	18.5	10.8	8	-	-	-	-	-	-	-
65-125/75	-	•	80x65	7.5	10		32	-	-	-	-	-	-	29.5	27.8	24	16.1	13.4	12	-	-	-	-	-	-
65-160/92	-	•	80x65	9.2	12.5		36.5	-	-	-	-	-	-	34.5	32.8	29	21.1	18.3	16.8	-	-	-	-	-	-
65-160/110	-	•	80x65	11	15		40.5	-	-	-	-	-	-	38.5	37.1	33.5	25.8	23	21.5	20	-	-	-	-	-
65-160/150	-	•	80x65	15	20		48	-	-	-	-	-	-	45.5	44	40.5	32.6	29.6	28	26.5	-	-	-	-	-
65-200/150	-	•	80x65	15	20		53.5	-	-	-	-	-	-	51	49	44.5	35.3	31.8	30	-					
65-200/185	-	•	80x65	18.5	25		60.5	-	-	-	-	-	-	58.5	56.5	52	43	39.7	38	36.3	-	-	-	-	-
65-200/220	-	•	80x65	22	30		67	-	-	-	-	-	-	65.5	64	60	51	48	46.5	45	-	-	-	-	-
80-160/110	-	•	100x80	11	15		29	-	-	-	-	-	-	-	-	27.5	24.2	23	22.4	21.8	20.4	12.5	-	-	-
80-160/150	-	•	100x80	15	20		35	-	-	-	-	-	-	-	-	34.5	31.5	30.5	30	29.4	28.1	21	19.1	17	-
80-160/185	-	•	100x80	18.5	25		40	-	-	-	-	-	-	-	-	39.5	36.7	35.7	35.2	34.7	33.5	26.4	24.4	22.3	20
80-200/220	-	•	100x80	22	30		50	-	-	-	-	-	-	-	-	48.5	44.5	43	42	41	39	27.8	25	-	-
80-200/300	-	•	100x80	30	40		60	-	-	-	-	-	-	-	-	59	56	54.5	54	53	51	41.5	39	36.1	33
80-200/370	-	•	100x80	37	50		66	-	-	-	-	-	-	-	-	64	61	59.5	59	58	56.5	47	44.5	41.5	38.5

QCNX

CURVA DI PRESTAZIONE/PERFORMANCE CURVE/CURVA DE RENDIMIENTO/COURBE DE PERFORMANCE

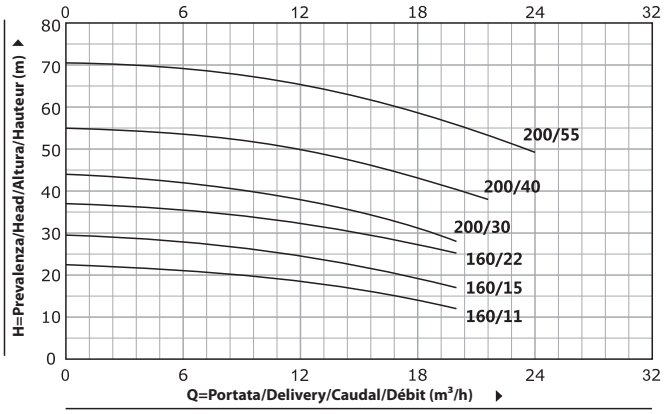

QCNX 32

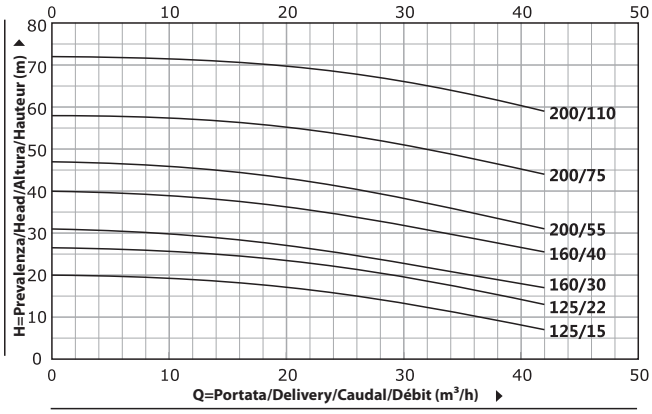

QCNX 40

QCNX

CURVA DI PRESTAZIONE/PERFORMANCE CURVE/CURVA DE RENDIMIENTO/COURBE DE PERFORMANCE

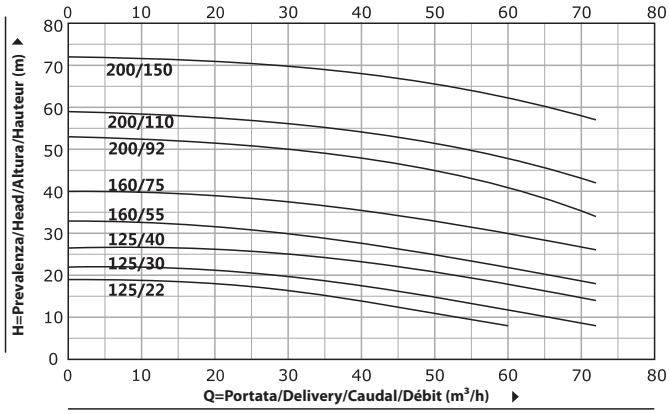

QCNX 50

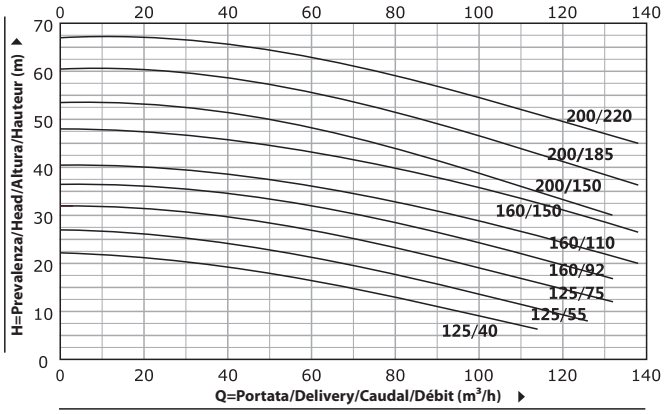

QCNX 65

QCNX

DESCRIZIONE MATERIALE/MATERIAL DESCRIPTION/DESCRIPCIÓN DE MATERIAL/DESCRIPTION DU MATÉRIEL



No.	Descrizione/Description Descripción/Description	Materiale/Material Material/Matériel
1	Corpo pompa Pump Case Cuerpo de bomba Boîtier de pompe	AISI 304
2	Girante Impeller Impulsor Roue	AISI 304
3	Tenuta meccanica Mechanical Seal Cierre Mecánico Sceller	SiC-Grafite-AISI 304 SiC-Carbon-AISI 304 SiC-Grafito-AISI 304 SiC-Carbon-AISI 304
4	Piastra deflettore Bafle Plate Placa de Blafe Plaque Chicane	AISI 304
5	Guarnizione O-ring Junta Tórica Joint Torique	Gomma Rubber Caucho Caoutchouc
6	Connessione Connection Conexión Lien	Ghisa Cast Iron Fundición Fonte
7	Albero Shaft Eje Arbre	AISI 304
8	Tenuta rinforzata Reinforced Seal Sello Reforzado Sceller	Gomma Rubber Caucho Caoutchouc

No.	Descrizione/Description Descripción/Description	Materiale/Material Material/Matériel
9	Cuscinetto Bearing Cojinete Palier	Cuscinetto a sfera Ball bearing Bola rodamiento Roulement bille
10	Statore/Rotore Wound Stator/Rotor Estator/Rotor Stator/Rotor	Acciaio al silicio/Rame Silicon Steel-Copper Silicio-Cobre Silicium-Cuivre
11	Corpo motore Motor Case Cuerpo Motor Boitier Moteur	Alluminio Aluminium Aluminio Aluminium
12	Piede supporto Support Foot Soporte Pie Pied Support	Plastica Plastic Plástico Plastique
13	Chiusura motore Back Cover Tapa Trasera Capot Arrière	Ghisa Cast Iron Fundición Fonte
14	Tenuta rinforzata Reinforced Seal Sello Reforzado Sceller	Gomma Rubber Caucho Caoutchouc
15	Cover ventola Fan Cover Tapa Capot	Alluminio Aluminium Aluminio Aluminium
16	Ventola Fan Ventilador Ventilateur	Plastica Plastic Plástico Plastique

No.	Descrizione/Description Descripción/Description	Materiale/Material Material/Matériel
17	Prigionieri Through Bolt Perno Boulon	Acciaio Steel Acero Acier
18	Scatola morsettiera Terminal Box Caja Bornas Boîte Bornes	Alluminio Aluminium Aluminio Aluminium
19	Morsettiera Terminal Board Tablero Bornas Bornier	Plastica Plastic Plástico Plastique
20	Chiavetta Girante Impeller Key Chaveta Clé	Ferro Iron Hierro Le fer
21	Deflettore Water Deflector Deflector Déflecteur	Gomma Rubber Caucho Caoutchouc
22	Dado Girante Impeller Nut Nuez Noix	Acciaio Galvanizzato Galvanized Steel Acero Galvanizado Acier Galvanisé
23	Bullone di connessione Connection Bolt Perno Boulon de connexion	Acciaio Steel Acero Acier

QCNX

CURVA DI PRESTAZIONE/PERFORMANCE CURVE/CURVA DE RENDIMIENTO/COURBE DE PERFORMANCE

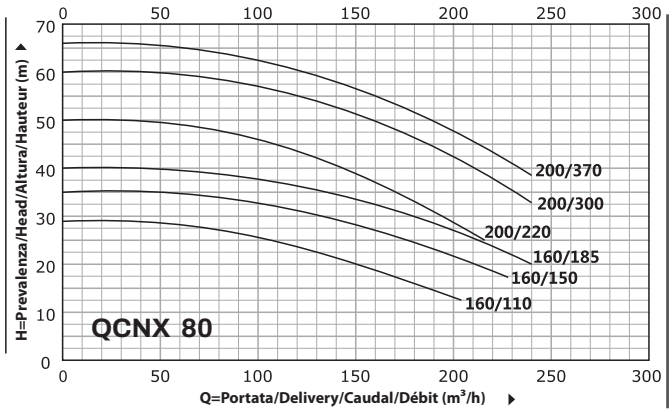

Design back pull-out

Permette di smontare motore, giunto, sede cuscinetti e girante senza intervenire sul corpo pompa né scollegare le tubazioni.

Back pull-out design

It allows removal of the motor, the coupling, the cantilever support and the impeller without compromising the housing of the pump body or removing the pipes.

Diseño extraíble hacia atrás

Permite retirar el motor, el acoplamiento, el soporte en voladizo y el impulsor sin comprometer la carcasa del cuerpo de la bomba ni quitar las tuberías.

Conception arrière coulissante

Il permet le démontage du moteur, de l'accouplement, du support en porte-à-faux et de la roue sans compromettre le logement du corps de pompe ou retirer les tuyaux.

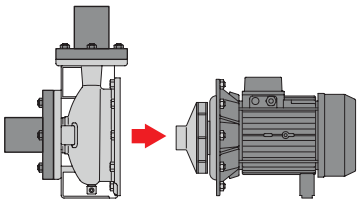

QCNX

DIMENSIONI E PESO/DIMENSIONS AND WEIGHT/DIMENSIONES Y PESOS/DIMENSIONS ET POIDS

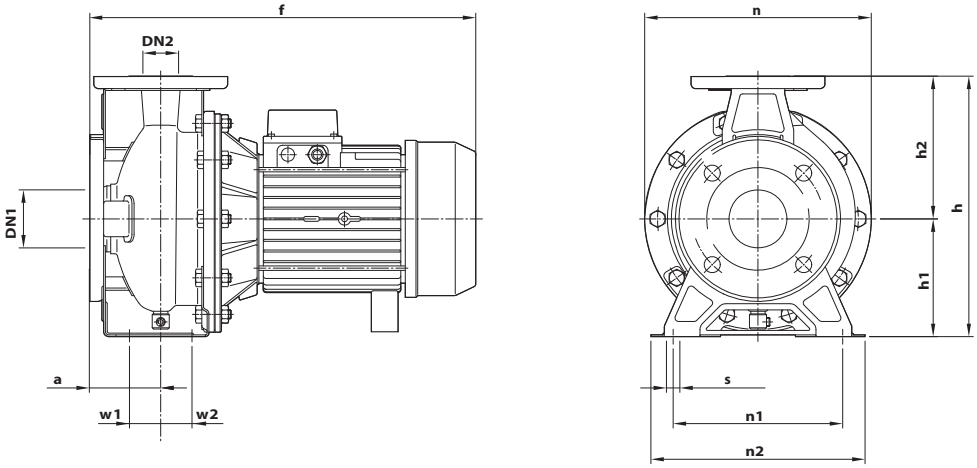

MODELLO/MODEL MODELO/MODÈLE QCNX 1-ph	3-ph	DIMENSIONI/DIMENSIONS/DIMENSIONES/DIMENSIONS mm DN1	DN2	a	f	h	h1	h2	n	n1	n2	w1	w2	s	kg 1-ph	3-ph
32-160/11-15	32-160/11-15	50	32	100	493	306	150	156	235	148	175	60	31	15	20.6/23.5	19.6/22.5
32-160/22	32-160/22	50	32	100	493	306	150	156	235	148	175	60	31	15	25.6	24.6
32-200/30	32-200/30-40	50	32	100	538	306	150	156	235	148	175	60	31	15	33.8	32.8/39.5
-	32-200/55	50	32	100	538	306	150	156	235	148	175	60	31	15	-	48.5
40-125/15-22	40-125/15-22	65	40	100	493	306	150	156	235	148	175	60	31	15	21.1/23.7	20.1/22.7
40-160/30	40-160/30-40	65	40	105	542	340	160	180	278	148	175	60	31	15	29	28/35.1
-	40-200/55-75	65	40	105	584	340	160	180	278	148	175	60	31	15	-	48.8/56.2
-	40-200/110	65	40	105	650	340	160	180	235	148	175	60	31	15	-	67.5
50-125/22	50-125/22	65	50	100	428	340	160	180	235	148	175	60	31	15	29.1	28.1
50-125/30	50-125/30-40	65	50	100	493	340	160	180	278	148	175	60	31	15	29.6	28.6/35.2
-	50-160/55-75	65	50	105	584	340	160	180	278	148	175	60	31	15	-	49.1/55.5
-	50-200/92-110	65	50	105	650	365	185	180	278	148	175	60	31	15	-	61.7/67.5
-	50-200/150	65	50	105	768	365	185	180	278	148	175	60	31	15	-	96
-	65-125/40	80	65	100	584	340	160	180	278	148	175	60	31	15	-	40
-	65-125/55-75	80	65	100	584	340	160	180	278	148	175	60	31	15	-	52/58.5
-	65-160/92-110	80	65	113	675	345	160	185	278	148	175	60	31	15	-	67/75.6
-	65-160/150	80	65	113	732	345	160	185	278	148	175	60	31	15	-	93
-	65-200/150-185	80	65	113	793	370	185	185	278	148	175	60	31	15	-	114/127
-	65-200/220	80	65	113	793	370	185	185	278	148	175	60	31	15	-	136
-	80-160/110	100	80	125	700	400	180	220	278	148	175	60	31	15	-	85
-	80-160/150-185	100	80	125	870	400	180	220	278	148	175	60	31	15	-	119/135
-	80-200/220	100	80	125	915	450	200	250	278	148	175	60	31	15	-	185
-	80-200/300-370	100	80	125	985	450	200	250	278	148	175	60	31	15	-	265/285

NOTES

QUADRA

MADE IN ITALY

www.quadra-italy.com

Clean

Civil

Industry

Fire

Agriculture



QBS

Pompa centrifuga ad asse nudo
Bare Shaft centrifugal pump
Bomba centrífuga con eje libre
Pompe centrifuge à arbre nu

60 Hz



Clean
Civil
Industry
Fire
Agriculture

QBS = Solo pompa
Pump only
Solo bomba
Pompe uniquement

QBSM = Pompa con motore e base
Pump with motor and base
Bomba con motor y base
Pompe avec moteur et base

QBS

n ≈ 3500 rpm

Pompa centrifuga ad asse nudo
Bare Shaft centrifugal pump
Bomba centrífuga con eje libre
Pompe centrifuge à arbre nu

DESCRIZIONE/DESCRIPTION DESCRIPCIONES/DESCRIPTION

Gamma completa di pompe ad aspirazione frontale ed albero nudo
Eccezionale affidabilità per il funzionamento per ogni applicazione
Motore ad alta efficienza IE3, con protezione IP55 classe F
Corpo pompa con vernice anticorrosiva
Cuscinetti NSK di qualità, tenuta meccanica resistente all'usura

A complete range of end suction and bare shaft pumps
Outstanding reliability for operation in any application
IE3 high efficient motor, with protection IP55 class F
Pump case with anti-corrosive coating
Quality NSK bearing, wear resistance mechanical seal

Una gama completa de bombas de aspiraciòn terminal y eje libre
Fiabilidad excepcional para el funcionamiento en cualquier aplicación
Motor IE3 de alta eficiencia, con protección IP55 clase F
Caja de bomba con revestimiento anticorrosivo.
Rodamiento NSK de calidad, sello mecánico resistente al desgaste.

Une gamme complète de pompes à aspiration en bout et à arbre nu
Fiabilité exceptionnelle pour un fonctionnement dans n'importe quelle application
Moteur IE3 à haut rendement, avec protection IP55 classe F
Corps de pompe avec revêtement anticorrosion
Roulement NSK de qualité, garniture mécanique résistante à l'usure

LIMITI DI UTILIZZO/USING LIMITS LÍMITES UTILIZACIÓN/UTILISATION LIMITES

Temperatura del liquido tra -10 °C e +120 °C
Temperatura ambiente tra 0 °C e +50 °C
Pressione massima di esercizio 20 bar
Servizio continuo S1

Liquid temperature between -10 °C and +120 °C
Ambient temperature between -10 °C and +50°C
Max. working pressure 20 bar
Continuous service S1

Temperatura del líquido de -10 °C hasta +120 °C
Temperatura ambiente de -10 °C hasta +50°C
Presión máxima en el cuerpo de la bomba 20 bar
Funcionamiento continuo S1

Température du liquide entre -10 °C et +120 °C
Température ambiante entre -10 °C et +50 °C
Max. pression de service 20 bar
Service continu S1

APPLICAZIONI/APPLICATIONS/APLICACIONES/APPLICATIONS

L'ampia gamma di pompe ad albero nudo è compatibile con una varietà di aree applicative, incluse l'aspirazione d'acqua, il riscaldamento, i sistemi di pressurizzazione industriale, il trasporto di liquidi, l'aria condizionata, il raffreddamento centralizzato, l'irrigazione, l'antincendio ed altro ancora.

The wide range of bare shaft pumps is compatible with an array of application areas, including water intake, heating, industrial pressure boosting, industrial liquid transfer, air-conditioning, district cooling, irrigation, fire fighting, and many more.

La amplia gama de bombas con eje libre es compatibile con una serie de áreas de aplicación, incluyendo toma de agua, calefacción, aumento de presión industrial, transferencia de líquidos industriales, aire acondicionado, refrigeración urbana, riego, extinción de incendios y muchos más.

La large gamme de pompes à arbre nu est compatible avec un réseau de domaines d'application, notamment la prise d'eau, le chauffage, la surpression industrielle, transfert de liquides industriels, climatisation, refroidissement urbain, irrigation, lutte contre les incendies et bien d'autres encore.



Clean

Civil

Industry

Fire

Agriculture

QBSB = Solo pompa (in configurazione B del supporto cuscinetti)
Pump only (in type B bearing house)
Solo bomba (en soporte de rodamiento tipo B)
Pompe uniquement (dans une maison de roulement de type B)

QBSMB = Pompa con motore e base (in configurazione B del supporto cuscinetti)
Pump with motor and base (in type B bearing house)
Bomba con motor y base (en soporte de rodamiento tipo B)
Pompa avec moteur et base (dans une maison de roulement de type B)

QBS

Pompa centrifuga ad asse nudo
Bare Shaft centrifugal pump
Bomba centrífuga con eje libre
Pompe centrifuge à arbre nu

n ≈ 3500 rpm

CODICE MODELLO/MODEL CODE
CÓDIGO MODELO/CODE MODÈLE

Esempio/For example/Por ejemplo/Par exemple

QBS (QBSM) 50-250/220

220= Potenza nominale (kw)x10
Rated power(kw)x10
Potencia nominal(kw)x10
Puissance nominale (kw) x10

250= Dimensioni nominali della girante (mm)
Nominal impeller size(mm)
Tamaño nominal del impulsor (mm)
Taille nominale de la roue (mm)

250H= Tipo ad elevata portata
High flow type
Tipe de caudal grande
Type à haut débit

50= Dimensioni mandata (mm)
Discharge size(mm)
Tamaño de descarga (mm)
Taille de décharge (mm)

QBSM = Pompa con motore e base
Pump with motor and base
Bomba con motor y base
Pompa avec moteur et base

QBSMB = Pompa con motore e base
(in configurazione B del supporto cuscinetti)
Pump with motor and base (in type B bearing house)
Bomba con motor y base (en soporte de rodamiento tipo B)
Pompa avec moteur et base
(dans une maison de roulement de type B)

QBS = Solo pompa
Pump only
Solo bomba
Pompe uniquement

QBSB = Solo pompa (in configurazione B del supporto cuscinetti)
Pump only (in type B bearing house)
Solo bomba (en soporte de rodamiento tipo B)
Pompe uniquement (dans une maison de roulement de type B)

RANGE DI POTENZA E PRESTAZIONI
POWER AND PERFORMANCE RANGE
RANGO DE POTENCIA Y PRESTACIONES
PLAGE DE PUISSANCE ET DE PERFORMANCES

HP/KW	2÷430 / 1.5÷315
Q	6÷1000 m³/h
H	6.5÷160 m

QBS

DESCRIZIONE MATERIALE/MATERIAL DESCRIPTION/DESCRIPCIÓN DE MATERIAL/DESCRIPTION DU MATÉRIEL

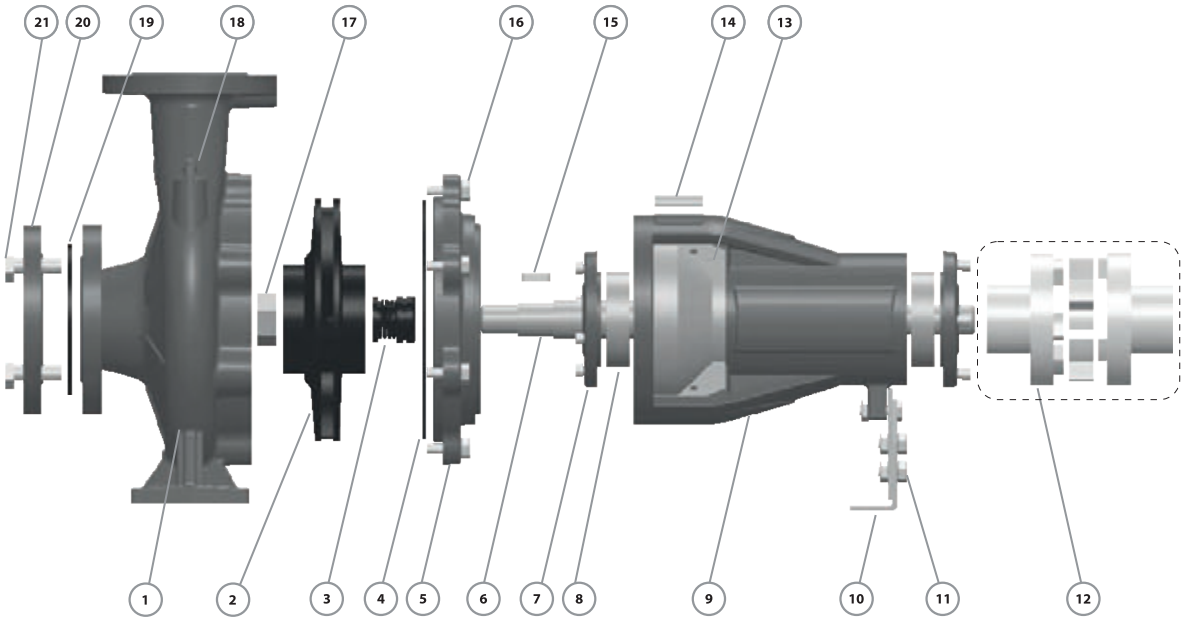

No.	Descrizione/Description Descripción/Description	Materiale/Material Material/Matériel
1	Corpo pompa Pump Case Cuerpo de bomba Boîtier de pompe	Ghisa Cast Iron Fundición Fonte
2	Girante Impeller Impulsor Roue	AISI 304/Ghisa AISI 304/Cast Iron AISI 304/Fundición AISI 304/Fonte
3	Tenuta meccanica Mechanical Seal Cierre Mecánico Sceller	SiC-Grafite-AISI 304 SiC-Carbon-AISI 304 SiC-Grafito-AISI 304 SiC-Carbon-AISI 304
4	Guarnizione O-ring Junta Tórica Joint Torique	Gomma Rubber Caucho Caoutchouc
5	Connessione Connection Conexión Lien	Ghisa Cast Iron Fundición Fonte
6	Albero Shaft Eje Arbre	AISI 304 - Acciaio C45 AISI 304 – C45 Steel AISI 304 – Acero C45 AISI 304 – Acier C45
7	Coperchio del cuscinetto Bearing Cover Tapa Rodamiento Couverc de palier	Ghisa Cast Iron Fundición Fonte
8	Cuscinetto Bearing Cojinete Palier	Cuscinetto a sfera Ball bearing Bola rodamiento Roulement bille
9	Corpo di sostegno Support Case Cuerpo Soporte Cas de Suport	Ghisa Cast Iron Fundición Fonte

No.	Descrizione/Description Descripción/Description	Materiale/Material Material/Matériel
10	Piede supporto Support Foot Soporte Pie Pied Support	Ferro Iron Hierro Le fer
11	Dado Piede Foot Bolt Perno Boulon de piedre	Ferro Iron Hierro Le fer
12	Giunto (opzionale) Coupling (Optional) Union (Opcional) Accouplement (Facultatif)	Acciaio Steel Acero Acier
13	Chiusura Corpo Case Cover Tapa Cuerpo Housse de protection	AISI 304
14	Targhetta Nameplate Letrero Plaque Signalétique	Alluminio Aluminium Aluminio Aluminium
15	Chiavetta Girante Impeller Key Chaveta Clé	Ferro Iron Hierro Le fer
16	Bullone di connessione Connection Bolt Perno Boulon de connexion	Acciaio Steel Acero Acier
17	Dado Girante Impeller Nut Nuez Noix	Acciaio Galvanizzato Galvanized Steel Acero Galvanizado Acier Galvanisé
18	Valvola di sicurezza Release valve Tapón Cebado Soupape de décharge	Ottone Brass Bronce Laiton

No.	Descrizione/Description Descripción/Description	Materiale/Material Material/Matériel
19	Tenuta Gasket Empague Joint	Gomma Rubber Caucho Caoutchouc
20	Controflangia Counter Flange Contra Brida Contre Bride	Acciaio Galvanizzato Galvanized Steel Acero Galvanizado Acier Galvanisé
21	Bullone Flangia Flange Bolt Perno de brida Boulon à Bride	Acciaio Steel Acero Acier

QBS 32

DATI TECNICI/TECHNICAL DATA/DATOS TÉCNICOS/DONNÉES TECHNIQUES

60 Hz n=3500 rpm

MODELLO/MODEL MODELO/MODÈLE QBS	DN mm	Implr Φ mm	Potenza Power Potencia Puissance kw	hp	Q=Portata/Delivery/Caudal/Débit us gpm 0	26	40	66	79	106	119	159	185	211	238	317	370	396	476	529	608	793	925
					l/min 0	100	150	250	300	400	450	600	700	800	900	1200	1400	1500	1800	2000	2300	3000	3500
					m³/h 0	6	9	15	18	24	27	36	42	48	54	72	84	90	108	120	138	180	210
					H=Prevalenza/Head/Altura/Hauteur (m)																		
32-160/15	50x32	118	1.5	2	25.4	23.7	22.5	18.5	15.8	-	-	-	-	-	-	-	-	-	-	-	-	-	-
32-160/22	50x32	132	2.2	3	31	29.6	28.5	24.5	22	15	-	-	-	-	-	-	-	-	-	-	-	-	-
32-160/30	50x32	140	3	4	35	34.3	32.5	28	25.5	19	15	-	-	-	-	-	-	-	-	-	-	-	-
32-200/30	50x32	158	3	4	44.2	42	39.8	35.2	32.2	24.6	19.8	-	-	-	-	-	-	-	-	-	-	-	-
32-200/40	50x32	170	4	5.5	54.5	52	50	45.5	42.3	35	30.3	-	-	-	-	-	-	-	-	-	-	-	-
32-250/55	50x32	173	5.5	7.5	60	59.5	59	55	50.2	34.5	-	-	-	-	-	-	-	-	-	-	-	-	-
32-250/75	50x32	191	7.5	10	69.5	69	68.5	66	63	53	-	-	-	-	-	-	-	-	-	-	-	-	-
32-250/92	50x32	197	9.2	12.5	75	75	74.5	72	69	59	-	-	-	-	-	-	-	-	-	-	-	-	-
32-250/110	50x32	208	11	15	90	89.5	88	82	78	66	-	-	-	-	-	-	-	-	-	-	-	-	-
32-250/150	50x32	214	15	20	97	96.5	96	90	86	73	-	-	-	-	-	-	-	-	-	-	-	-	-

QBS 32

DIMENSIONI E PESO/DIMENSIONS AND WEIGHT/DIMENSIONES Y PESOS/DIMENSIONS ET POIDS

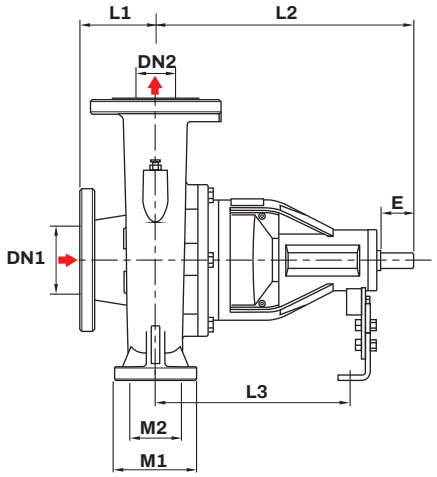

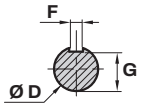

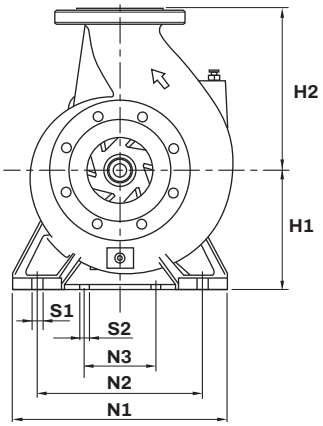

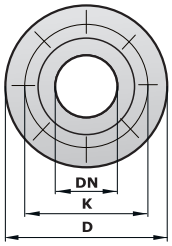

DN	D mm	K mm	HOLES N	HOLES Φmm
32	140	100	4	18

MODELLO/MODEL MODELO/MODÈLE QBS	DIMENSIONI/DIMENSIONS/DIMENSIONES/DIMENSIONS (mm) DN1	DN2	L1	L2	L3	M1	M2	E	F	G	ϕD	H1	H2	N1	N2	N3	S1	S2	kg 3-ph
32-160	50	32	83	356	251	100	70	50	8	20	24	132	160	243	190	80	14	14	**31**
32-200	50	32	83	367	263	100	70	50	8	20	24	160	180	240	190	80	14	14	**35**
32-250	50	32	87	413	318	125	95	50	8	20	24	185	218	327	250	110	16	14	**35**

QBS 32-160

CURVA DI PRESTAZIONE/PERFORMANCE CURVE/CURVA DE RENDIMIENTO/COURBE DE PERFORMANCE

60 Hz n=3500 rpm

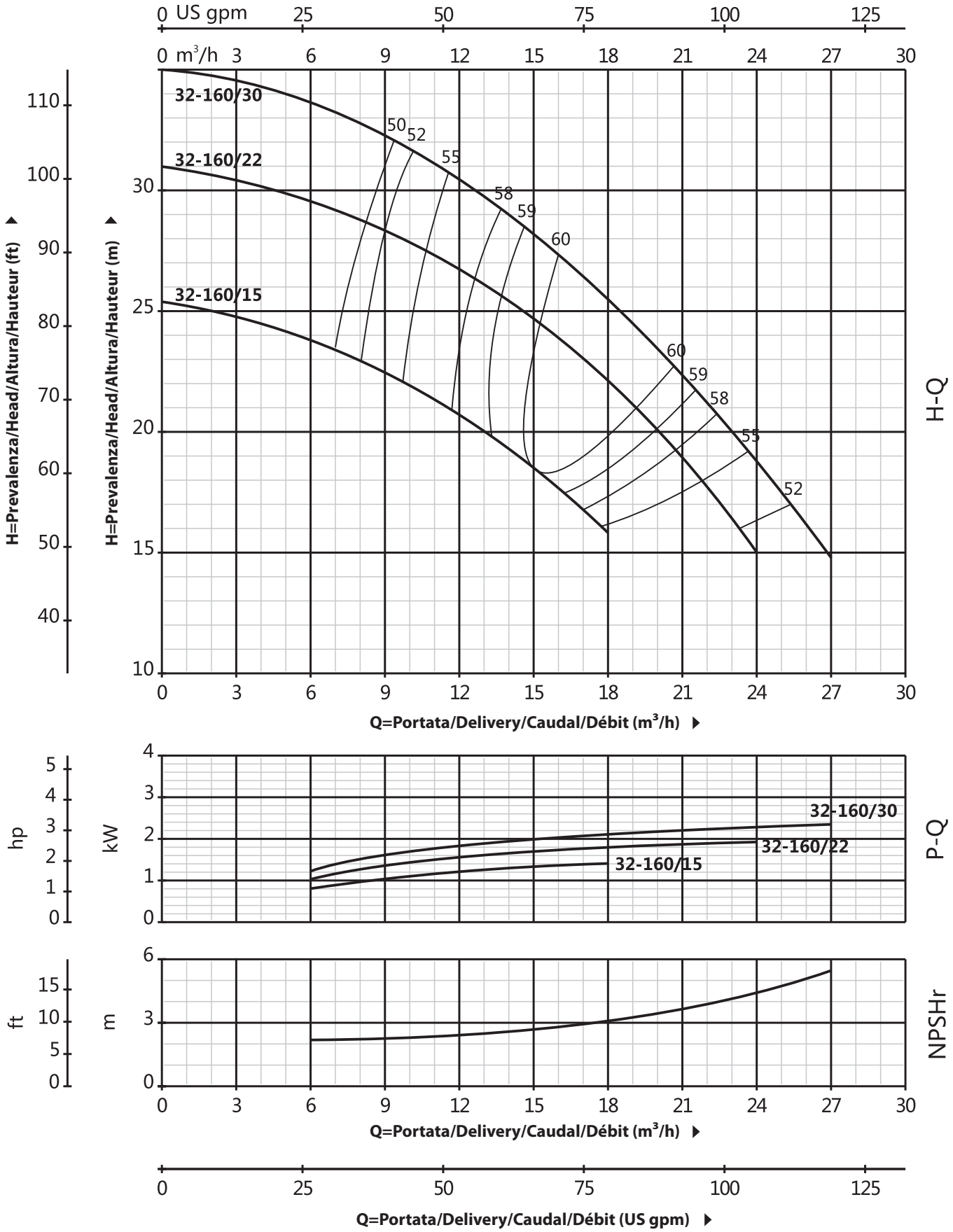

QBS 32-200

CURVA DI PRESTAZIONE/PERFORMANCE CURVE/CURVA DE RENDIMIENTO/COURBE DE PERFORMANCE

60 Hz n=3500 rpm

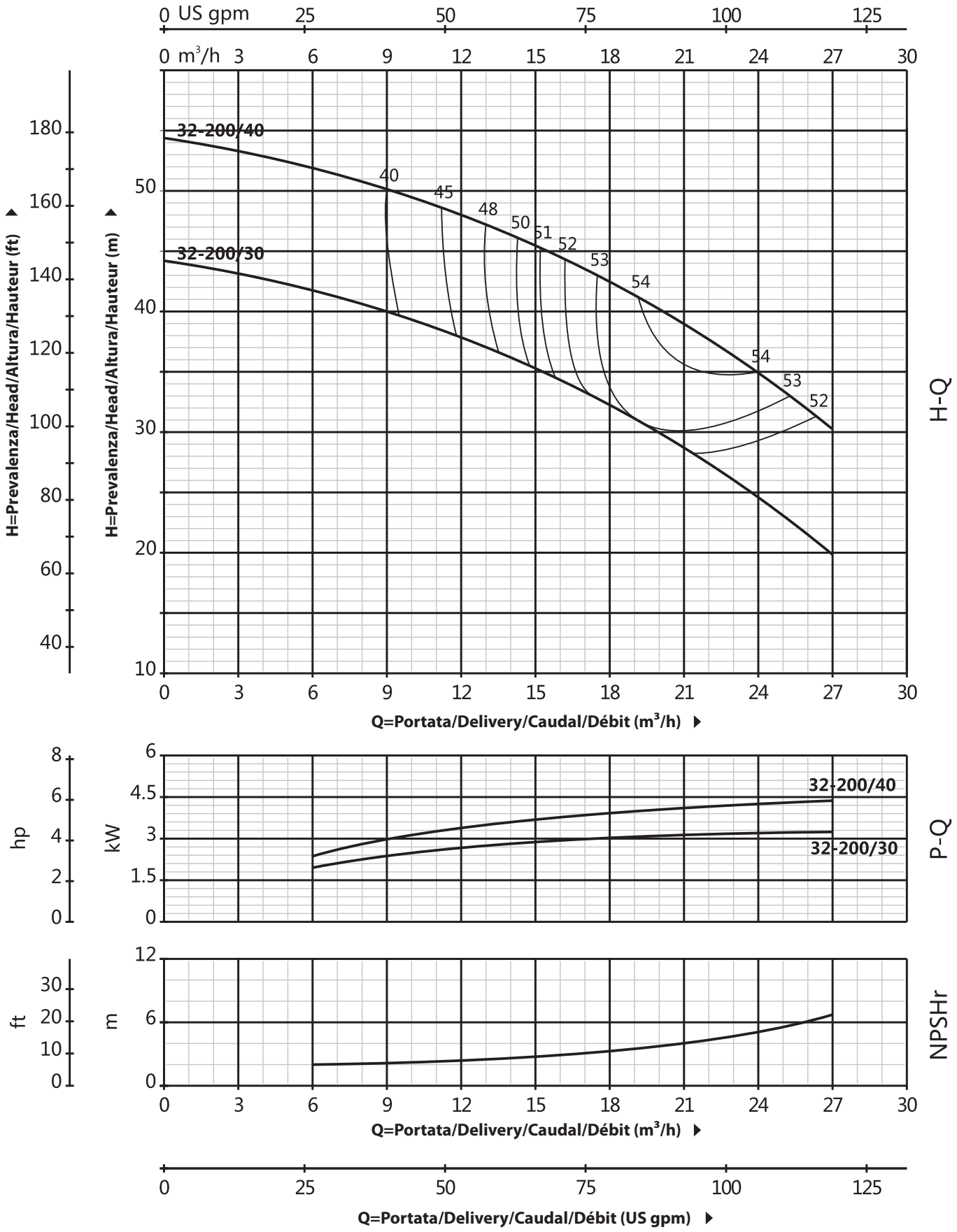

QBS 32-250

CURVA DI PRESTAZIONE/PERFORMANCE CURVE/CURVA DE RENDIMIENTO/COURBE DE PERFORMANCE

60 Hz n=3500 rpm

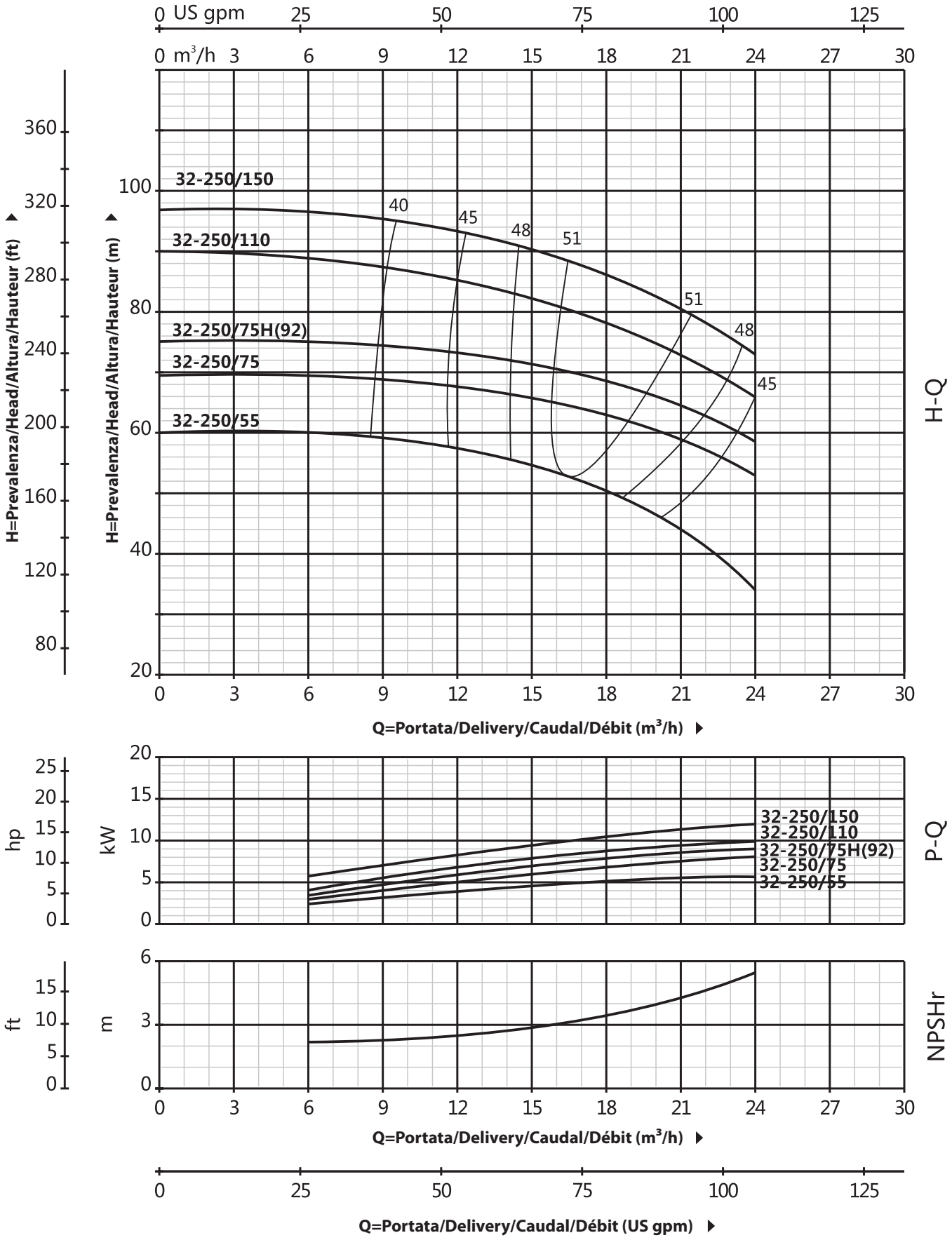

QBS 40

DATI TECNICI/TECHNICAL DATA/DATOS TÉCNICOS/DONNÉES TECHNIQUES

60 Hz n=3500 rpm

MODELLO/MODEL MODELO/MODÈLE QBS	DN mm	Implr Φ mm	Potenza Power Potencia Puissance kw	hp	Q=Portata/Delivery/Caudal/Débit us gpm 0	26	40	66	79	106	119	159	185	211	238	317	370	396	476	529	608	793	925
					l/min 0	100	150	250	300	400	450	600	700	800	900	1200	1400	1500	1800	2000	2300	3000	3500
					m³/h 0	6	9	15	18	24	27	36	42	48	54	72	84	90	108	120	138	180	210
					H=Prevalenza/Head/Altura/Hauteur (m)																		
40-160/30	65x40	133	3	4	31.8	-	-	-	29.5	27.5	26.3	21.5	17.5	-	-	-	-	-	-	-	-	-	-
40-160/40	65x40	145	4	5.5	38	-	-	-	36	34	33	28.5	25	20.1	-	-	-	-	-	-	-	-	-
40-200/55	65x40	166	5.5	7.5	46	-	-	-	43.8	41.3	40.1	35	30	-	-	-	-	-	-	-	-	-	-
40-200/75	65x40	174	7.5	10	57	-	-	-	53.6	51.5	50	45	41	36.5	-	-	-	-	-	-	-	-	-
40-250/92	65x40	186	9.2	12.5	64	-	-	-	59	56.5	55	49.5	45	39.8	-	-	-	-	-	-	-	-	-
40-250/110	65x40	191	11	15	72	-	-	-	67.5	65	63.5	57.5	52.2	47	-	-	-	-	-	-	-	-	-
40-250/150	65x40	208	15	20	84.5	-	-	-	79.3	77.3	75.2	70	66	61	-	-	-	-	-	-	-	-	-
40-250/185	65x40	214	18.5	25	90	-	-	-	85.5	82.8	80.7	75.8	70.5	66.5	-	-	-	-	-	-	-	-	-
40-315/185	65x40	225	18.5	25	95	-	-	-	95	93	92.5	87	81	-	-	-	-	-	-	-	-	-	-
40-315/220	65x40	235	22	30	106	-	-	-	106	104	103.5	97	92	-	-	-	-	-	-	-	-	-	-
40-315/300	65x40	250	30	40	120	-	-	-	120	118	117	115	112	-	-	-	-	-	-	-	-	-	-
40-315/370	65x40	275	37	50	144	-	-	-	144	143	142	141	140	132	-	-	-	-	-	-	-	-	-

QBS 40

DIMENSIONI E PESO/DIMENSIONS AND WEIGHT/DIMENSIONES Y PESOS/DIMENSIONS ET POIDS

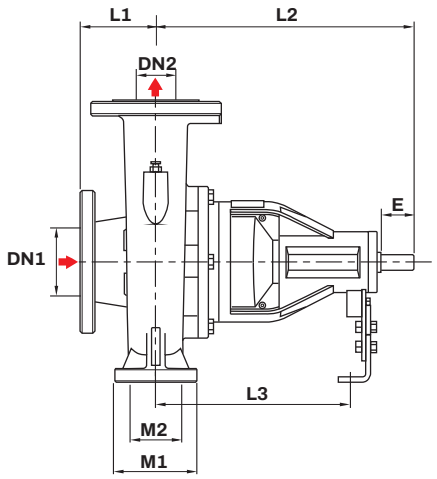

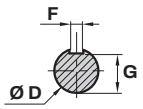

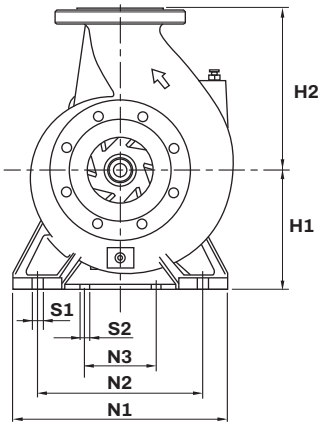

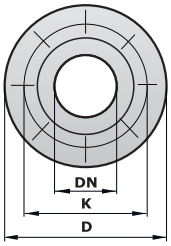

DN	D mm	K mm	HOLES N	HOLES Φmm
40	150	110	4	18

MODELLO/MODEL MODELO/MODÈLE QBS	DIMENSIONI/DIMENSIONS/DIMENSIONES/DIMENSIONS (mm) DN1	DN2	L1	L2	L3	M1	M2	E	F	G	ϕD	H1	H2	N1	N2	N3	S1	S2	kg 3-ph
40-160	65	40	80	368	264	100	70	50	8	20	24	133	167	242	190	80	14	14	35
40-200	65	40	102	363	259	100	70	50	8	20	24	160	180	266	214	80	14	14	38
40-250	65	40	94	415	319	125	95	50	8	20	24	185	230	327	250	110	16	14	58
40-315	65	40	130	502	368	125	80	80	10	27	32	205	250	355	280	110	16	14	97

QBS 40-160

CURVA DI PRESTAZIONE/PERFORMANCE CURVE/CURVA DE RENDIMIENTO/COURBE DE PERFORMANCE

60 Hz n=3500 rpm

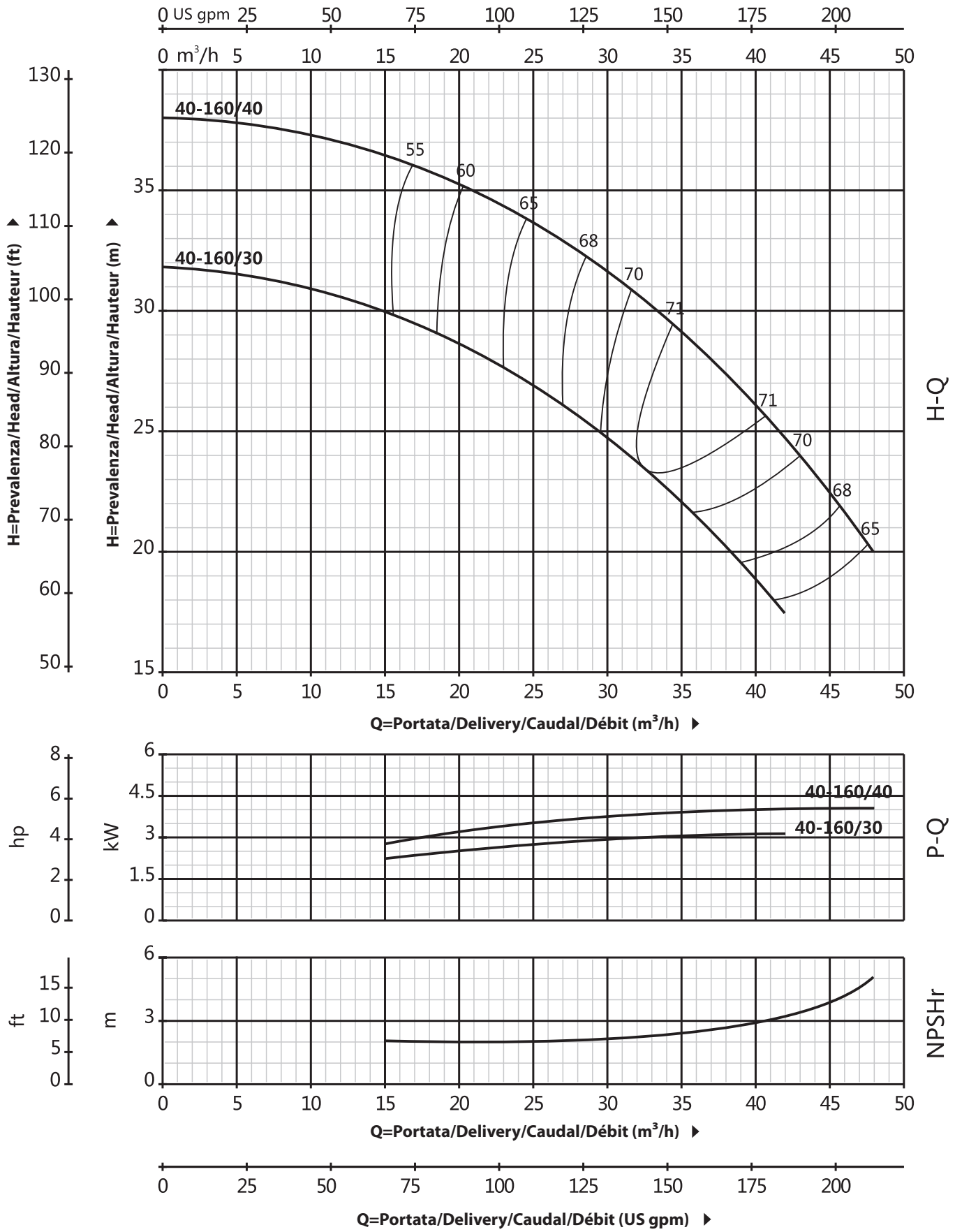

QBS 40-200

CURVA DI PRESTAZIONE/PERFORMANCE CURVE/CURVA DE RENDIMIENTO/COURBE DE PERFORMANCE

60 Hz n=3500 rpm

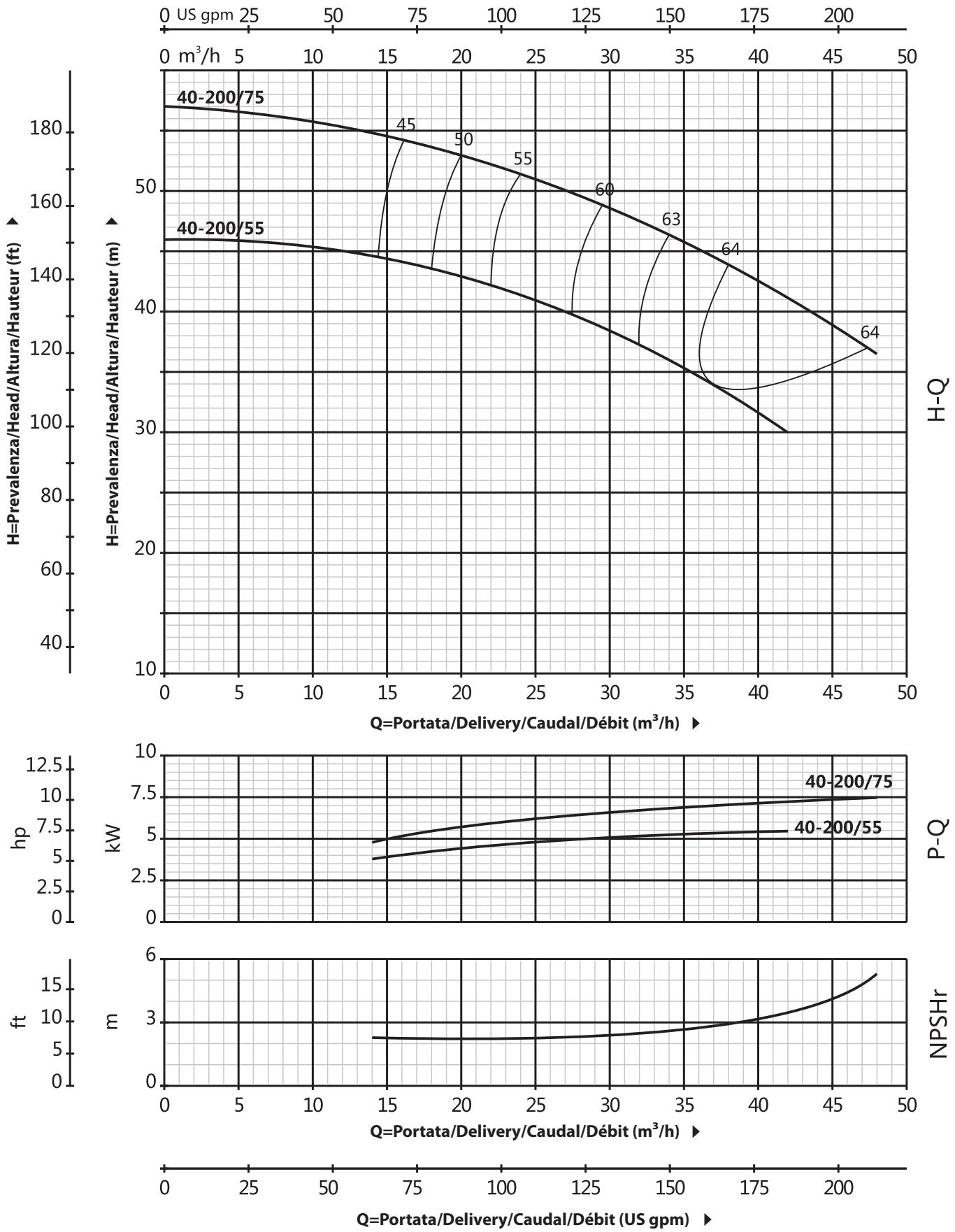

QBS 40-250

CURVA DI PRESTAZIONE/PERFORMANCE CURVE/CURVA DE RENDIMIENTO/COURBE DE PERFORMANCE

60 Hz n=3500 rpm

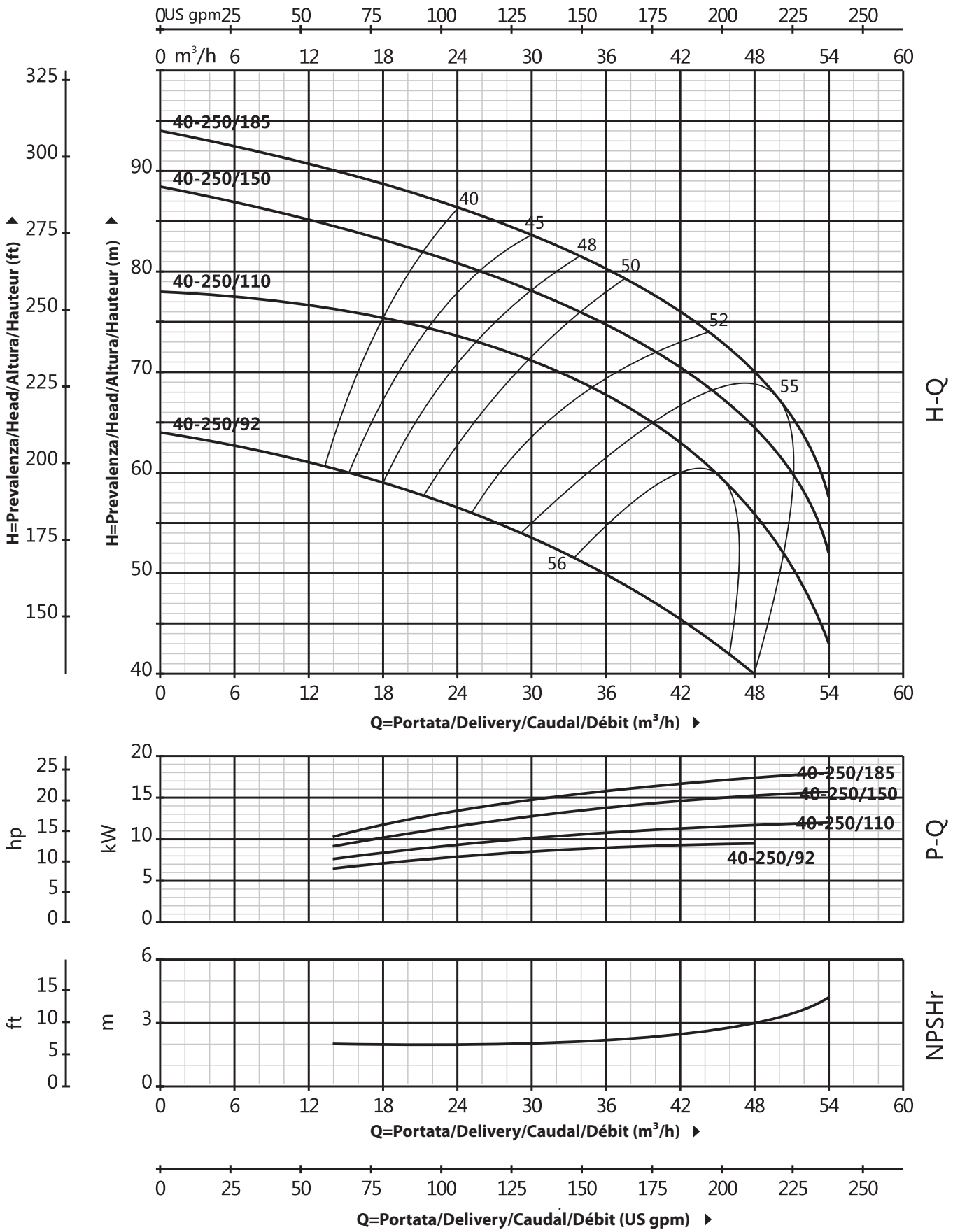

QBS 40-315

CURVA DI PRESTAZIONE/PERFORMANCE CURVE/CURVA DE RENDIMIENTO/COURBE DE PERFORMANCE

60 Hz n=3500 rpm

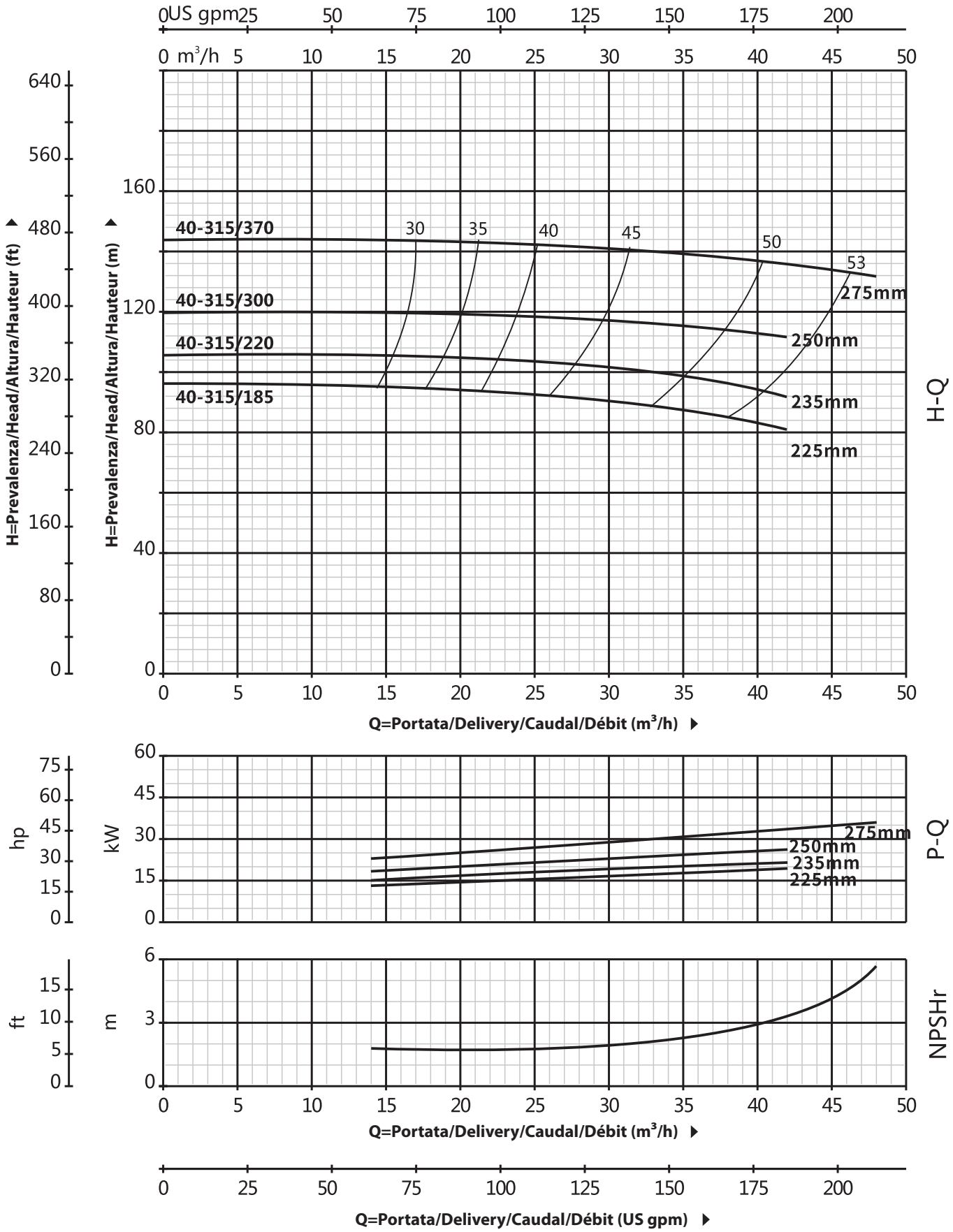

QBS 50

DATI TECNICI/TECHNICAL DATA/DATOS TÉCNICOS/DONNÉES TECHNIQUES

60 Hz n=3500 rpm

MODELLO/MODEL MODELO/MODÈLE QBS	DN mm	Implr Φ mm	Potenza Power Potencia Puissance kw	hp	Q=Portata/Delivery/Caudal/Débit us gpm	0	26	40	66	79	106	119	159	185	211	238	317	370	396	476	529	608	793	925
					l/min	0	100	150	250	300	400	450	600	700	800	900	1200	1400	1500	1800	2000	2300	3000	3500
					m³/h	0	6	9	15	18	24	27	36	42	48	54	72	84	90	108	120	138	180	210
					H=Prevalenza/Head/Altura/Hauteur (m)																			
50-125/22	65x50	108	2.2	3	17	-	-	-	-	-	-	15.4	14	12.8	11.5	6.5	-	-	-	-	-	-	-
50-125/30	65x50	112	3	4	20	-	-	-	-	-	-	18.8	18	17	15.6	11	-	-	-	-	-	-	-
50-125/40	65x50	116	4	5.5	24	-	-	-	-	-	-	23.1	23	21.5	20.3	15.8	11.8	-	-	-	-	-	-
50-160/55	65x50	132	5.5	7.5	32	-	-	-	-	-	-	30.6	30	28	26.6	20.5	14.8	-	-	-	-	-	-
50-160/75	65x50	142	7.5	10	40	-	-	-	-	-	-	38	37	36	34.4	29	24	21	-	-	-	-	-
50-200/92	65x50	162	9.2	12.5	50.5	-	-	-	-	-	-	46.8	45	43	40.9	32.5	26.7	-	-	-	-	-	-
50-200/110	65x50	169	11	15	57.5	-	-	-	-	-	-	53.5	52	50	47.5	40	34	29	-	-	-	-	-
50-200/150	65x50	175	15	20	62	-	-	-	-	-	-	58	56.5	54.5	52	44.5	39	35.5	-	-	-	-	-
50-250/150	65x50	190	15	20	68.5	-	-	-	-	-	-	64	63	61.5	59	50	41	-	-	-	-	-	-
50-250/185	65x50	195	18.5	25	79	-	-	-	-	-	-	75.8	74.8	74	71.5	63.5	55.5	47	-	-	-	-	-
50-250/220	65x50	208	22	30	89.5	-	-	-	-	-	-	86	85.3	84	81.5	73.5	63.5	57	-	-	-	-	-
50-250/300	65x50	214	30	40	95.5	-	-	-	-	-	-	92	91.3	90	87.5	79.5	70	63	-	-	-	-	-

QBS 50

DIMENSIONI E PESO/DIMENSIONS AND WEIGHT/DIMENSIONES Y PESOS/DIMENSIONS ET POIDS

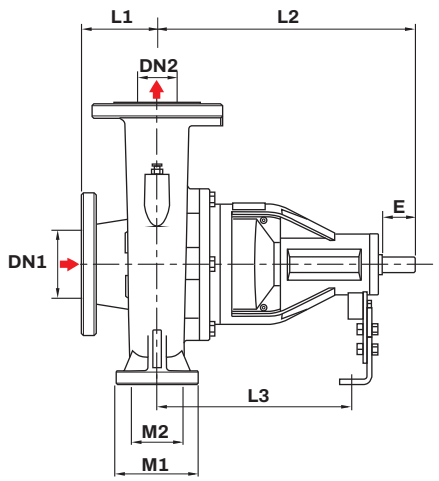

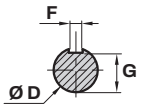

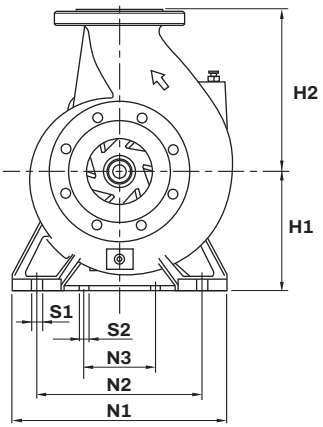

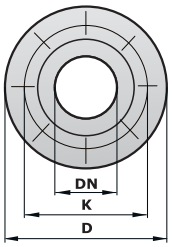

DN	D mm	K mm	HOLES N	HOLES Φmm
50	165	125	4	18

MODELLO/MODEL MODELO/MODÈLE QBS	DIMENSIONI/DIMENSIONS/DIMENSIONES/DIMENSIONS (mm)																		kg
	DN1	DN2	L1	L2	L3	M1	M2	E	F	G	ϕD	H1	H2	N1	N2	N3	S1	S2	3-ph
50-125	65	50	104	368	267	100	70	50	8	20	24	133	169	241	190	80	14	14	30
50-160	65	50	104	368	264	100	70	50	8	20	24	162	183	267	214	80	14	14	35
50-200	65	50	104	400	308	125	95	50	8	20	24	185	205	309	232	110	16	14	45
50-250	65	50	102	415	321	125	95	50	8	20	24	185	230	327	250	110	16	14	50
50-315	65	50	130	519	378	160	100	80	10	27	32	250	310	440	370	120	18	22	127

QBS 50-125

CURVA DI PRESTAZIONE/PERFORMANCE CURVE/CURVA DE RENDIMIENTO/COURBE DE PERFORMANCE

60 Hz n=3500 rpm

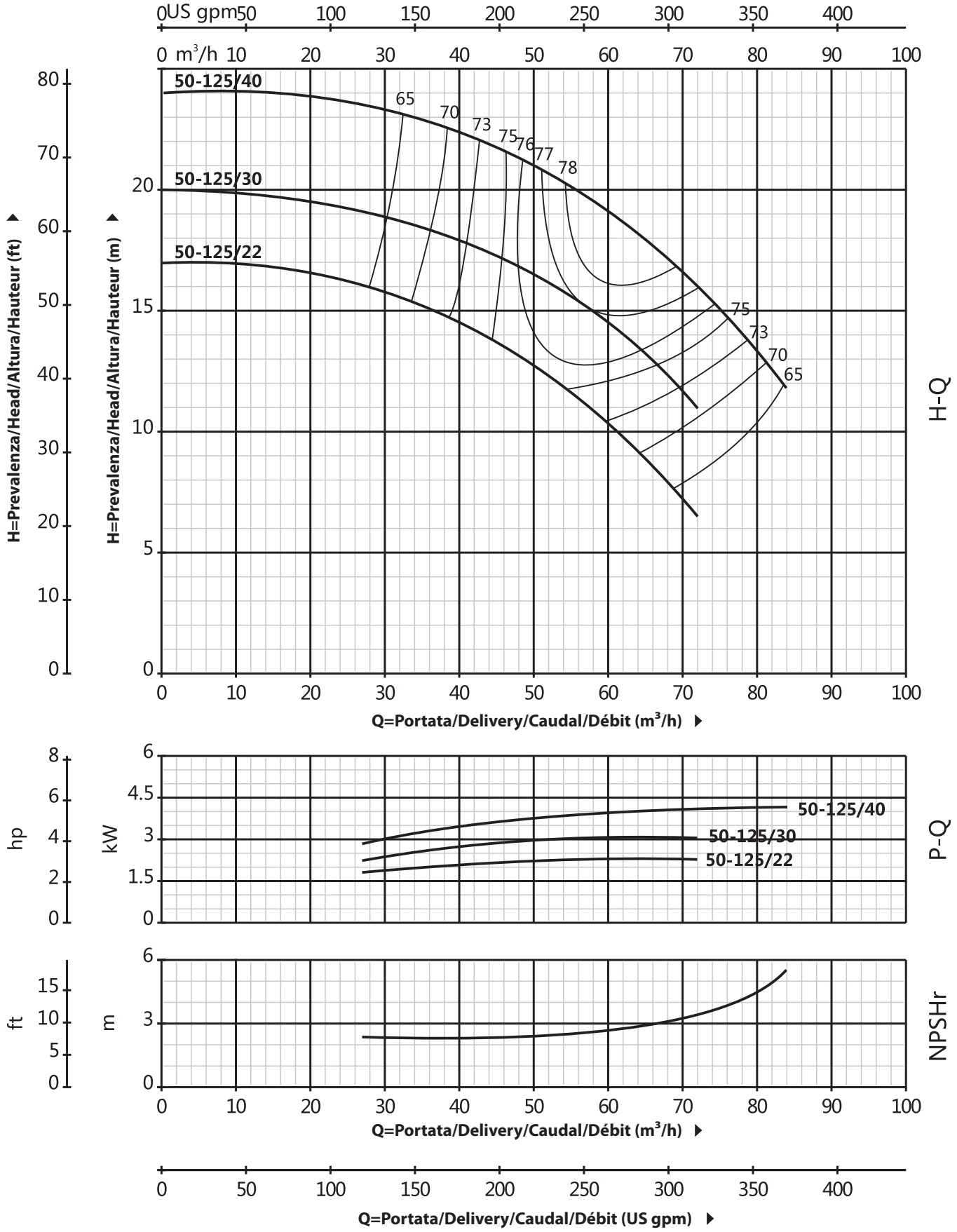

QBS 50-160

CURVA DI PRESTAZIONE/PERFORMANCE CURVE/CURVA DE RENDIMIENTO/COURBE DE PERFORMANCE

60 Hz n=3500 rpm

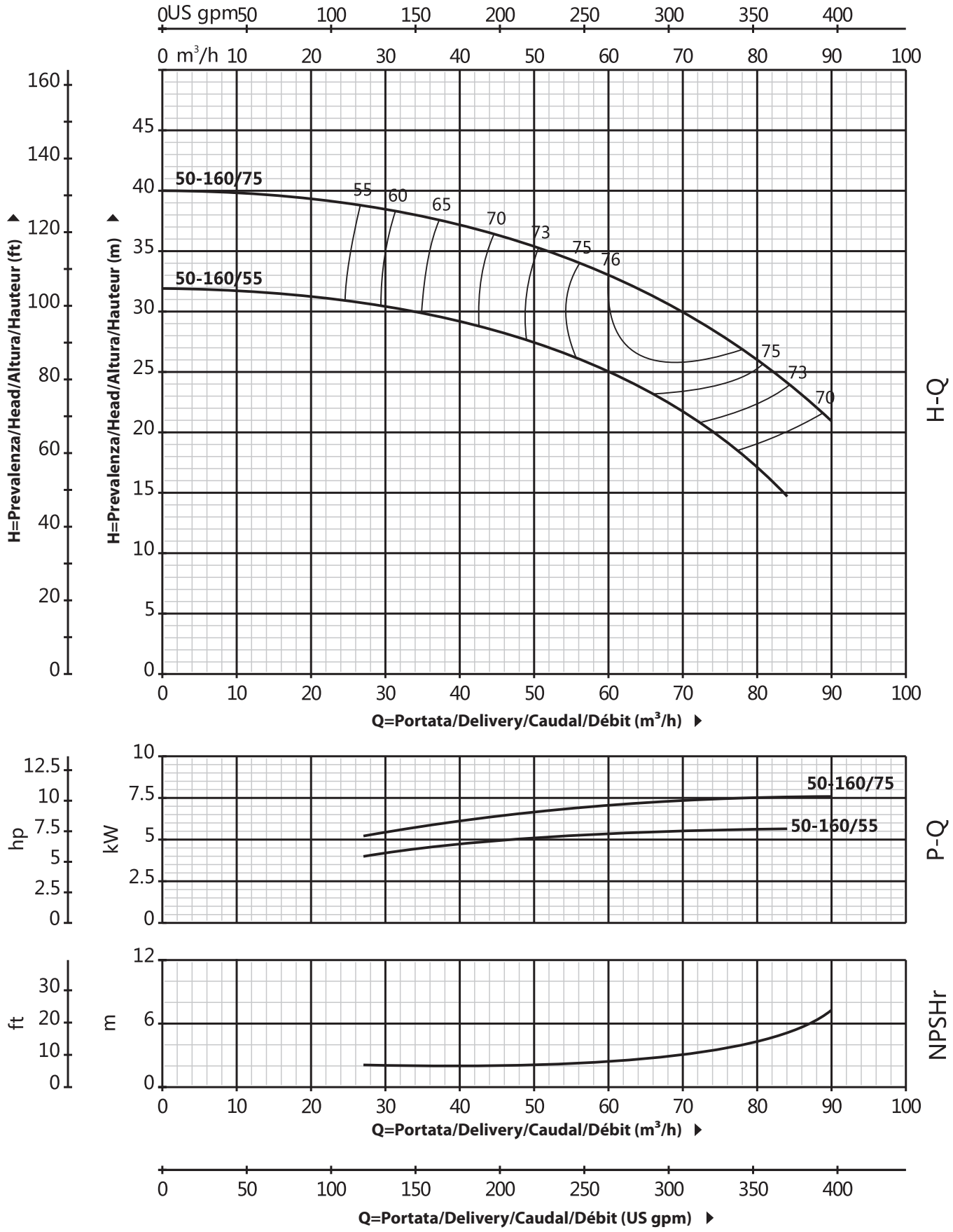

QBS 50-200

CURVA DI PRESTAZIONE/PERFORMANCE CURVE/CURVA DE RENDIMIENTO/COURBE DE PERFORMANCE

60 Hz n=3500 rpm

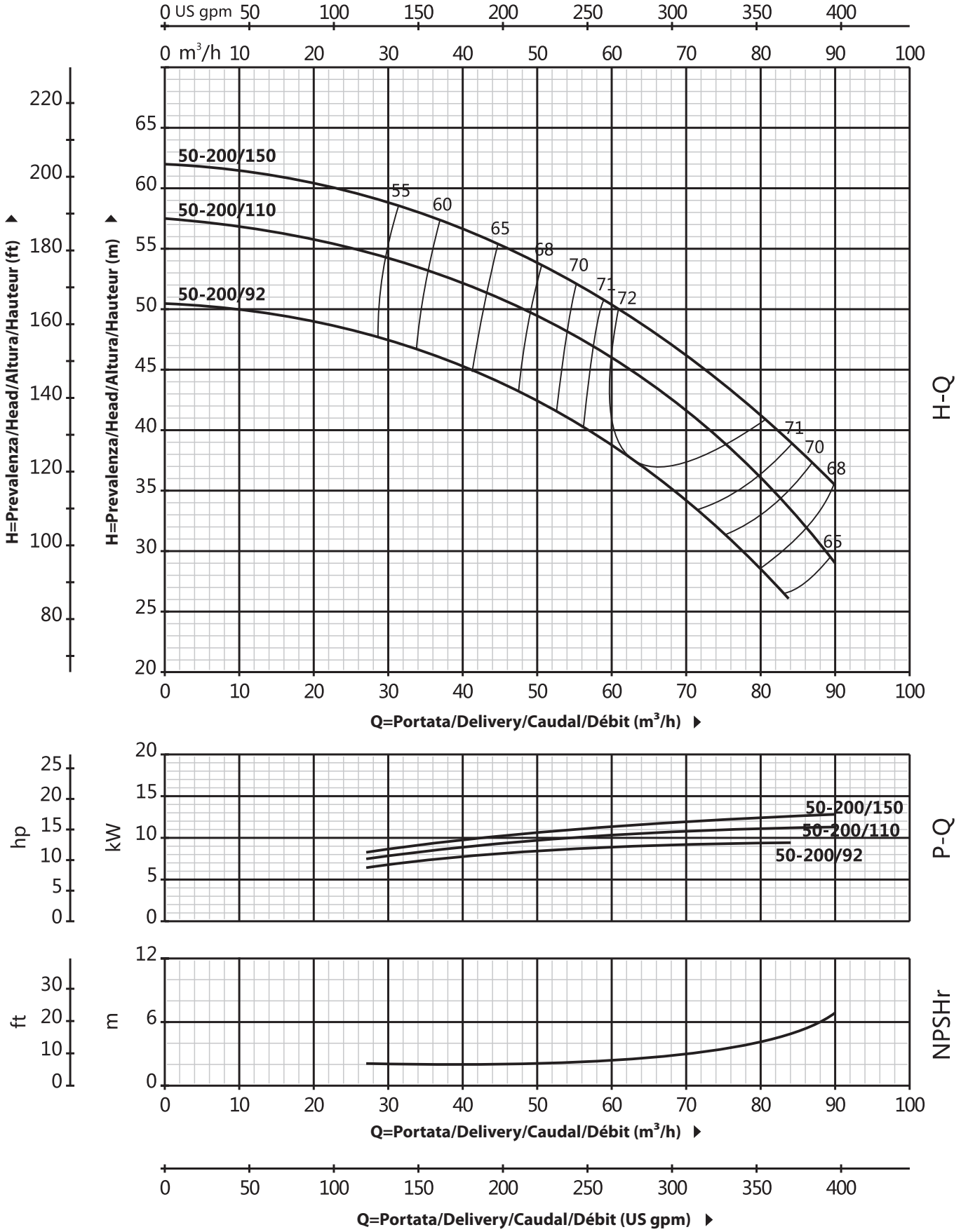

QBS 50-250

CURVA DI PRESTAZIONE/PERFORMANCE CURVE/CURVA DE RENDIMIENTO/COURBE DE PERFORMANCE

60 Hz n=3500 rpm

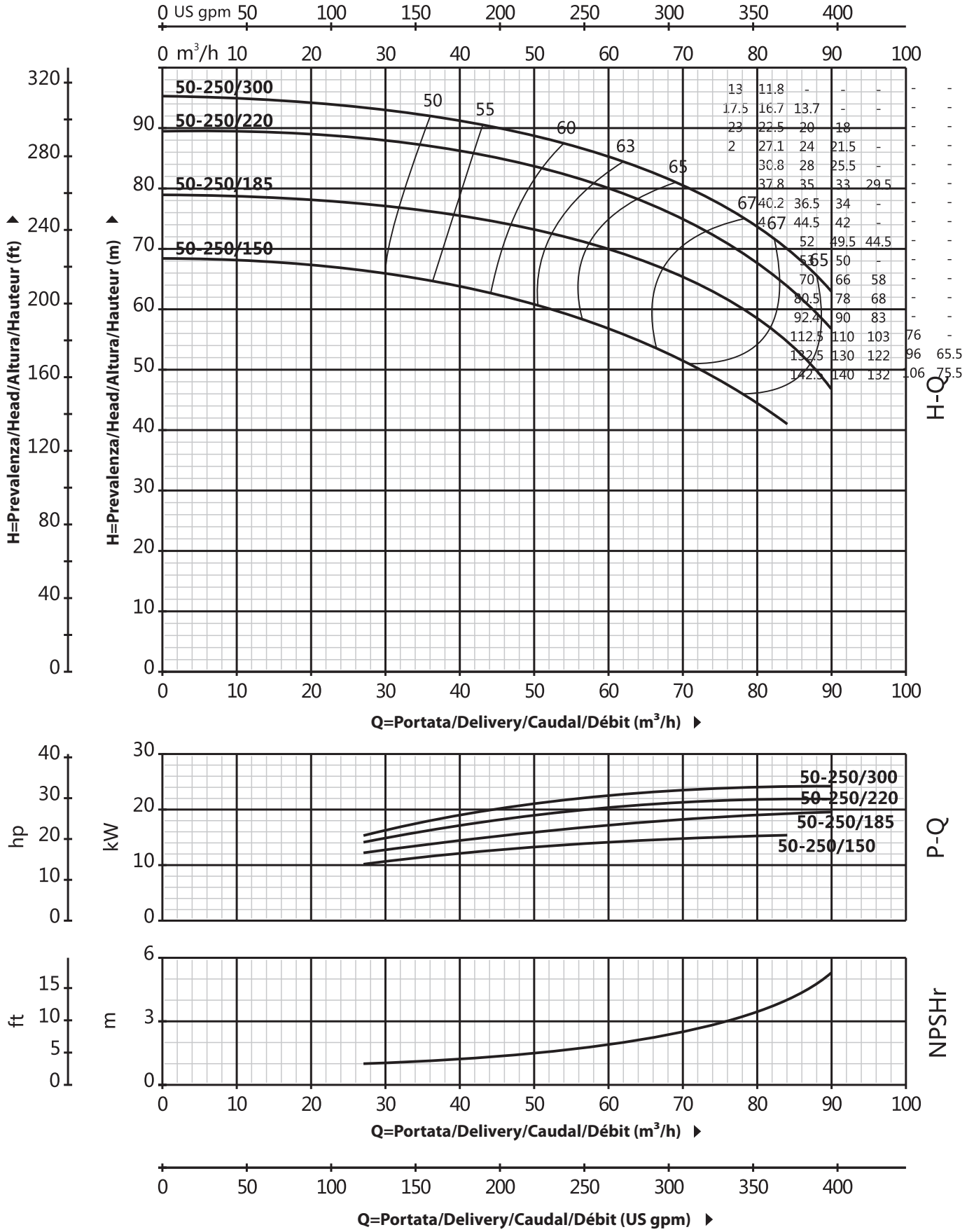

QBS 50-315

CURVA DI PRESTAZIONE/PERFORMANCE CURVE/CURVA DE RENDIMIENTO/COURBE DE PERFORMANCE

60 Hz n=3500 rpm

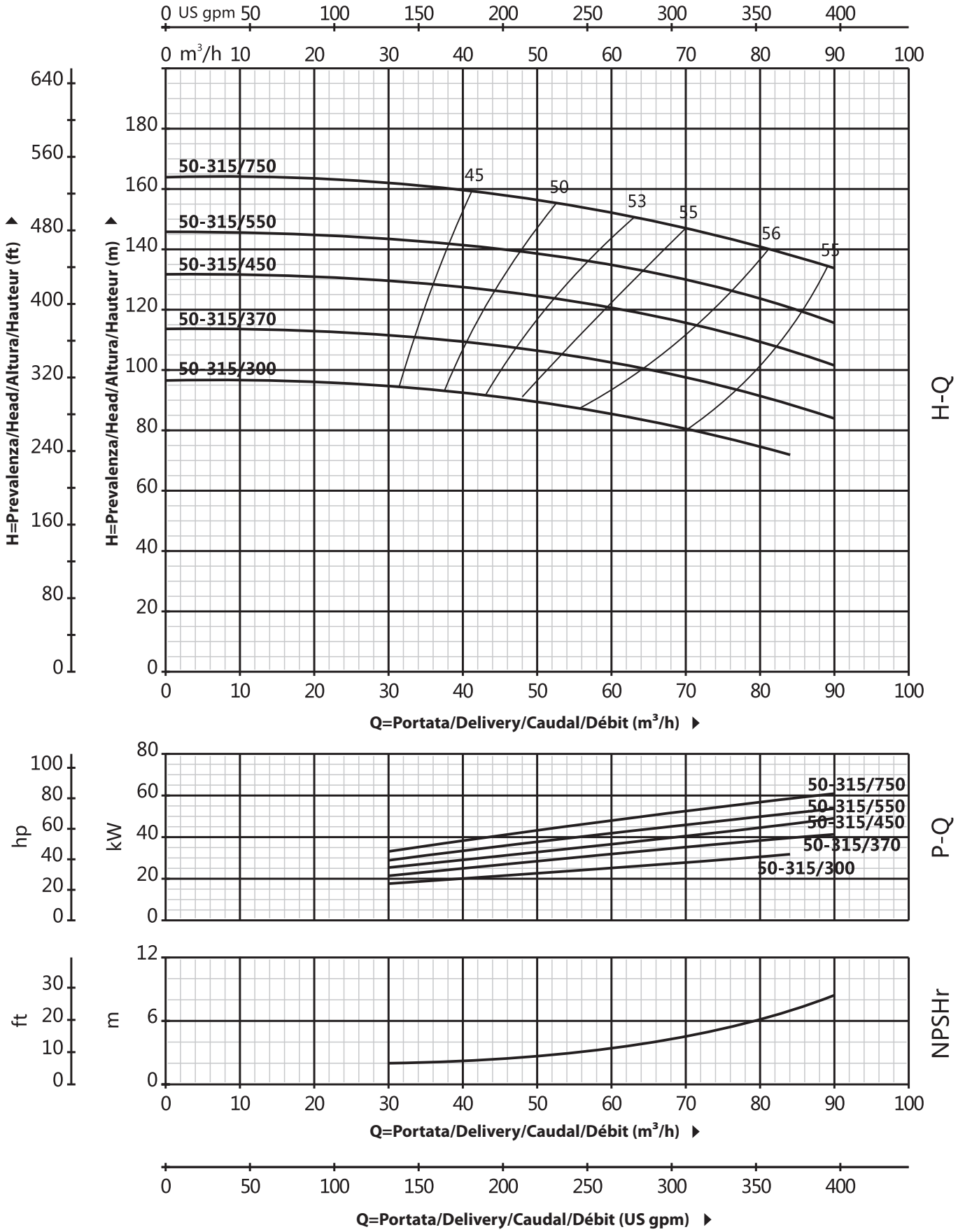

QBS 65

DATI TECNICI/TECHNICAL DATA/DATOS TÉCNICOS/DONNÉES TECHNIQUES

60 Hz n=3500 rpm

MODELLO/MODEL MODELO/MODÈLE QBS	DN mm	Implr Φ mm	Potenza Power Potencia Puissance kw	hp	Q=Portata/Delivery/Caudal/Débit us gpm	0	26	40	66	79	106	119	159	185	211	238	317	370	396	476	529	608	793	925
					l/min	0	100	150	250	300	400	450	600	700	800	900	1200	1400	1500	1800	2000	2300	3000	3500
					m³/h	0	6	9	15	18	24	27	36	42	48	54	72	84	90	108	120	138	180	210
					H=Prevalenza/Head/Altura/Hauteur (m)																			
65-125/40	80x65	102	4	5.5	19	-	-	-	-	-	-	-	-	17.3	16.8	14.5								
65-125/55	80x65	110	5.5	7.5	23	-	-	-	-	-	-	-	-	21.3	20.9	19								
65-125/75	80x65	118	7.5	10	27	-	-	-	-	-	-	-	-	26	25.6	24.5								
65-160/92	80x65	130	9.2	12.5	33	-	-	-	-	-	-	-	-	-	31.5	30	8							
65-160/110	80x65	137	11	15	36	-	-	-	-	-	-	-	-	-	34.5	33	31.5							
65-160/150	80x65	152	15	20	42	-	-	-	-	-	-	-	-	-	41	40	38.5							
65-200/150	80x65	158	15	20	45	-	-	-	-	-	-	-	-	-	45.5	43	41							
65-200/185	80x65	164	18.5	25	52	-	-	-	-	-	-	-	-	-	52.3	51	49	8.2						
65-200/220	80x65	175	22	30	59	-	-	-	-	-	-	-	-	-	59.5	58	56	55						
65-250/220	80x65	187	22	30	64.8	-	-	-	-	-	-	-	-	-	64.7	62	60	58.5						
65-250/300	80x65	203	30	40	80	-	-	-	-	-	-	-	-	-	79.8	77.5	75.5	74.5						
65-250/370	80x65	214	37	50	92	-	-	-	-	-	-	-	-	-	90.5	88.5	87	85						
65-315/450	80x65	217	45	60	102	-	-	-	-	-	-	-	-	-	99.2	97	95	94.5						
65-315/550	80x65	241	55	75	122	-	-	-	-	-	-	-	-	-	119.2	117.4	115.7	114.5						
65-315/750	80x65	265	75	100	141	-	-	-	-	-	-	-	-	-	139.8	137.3	135.6	134.5						
65-315/900	80x65	282	90	125	151	-	-	-	-	-	-	-	-	-	149.8	147.3	145.6	144.5						

QBS 65

DIMENSIONI E PESO/DIMENSIONS AND WEIGHT/DIMENSIONES Y PESOS/DIMENSIONS ET POIDS

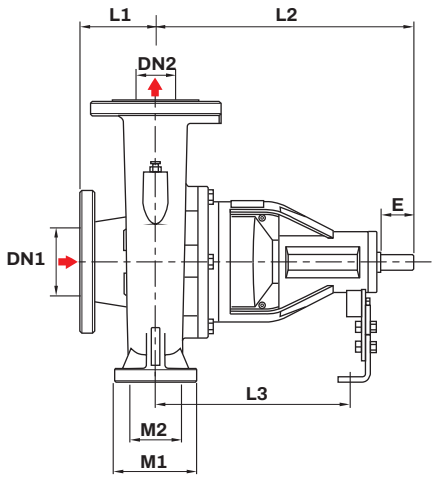

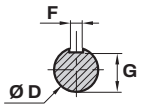

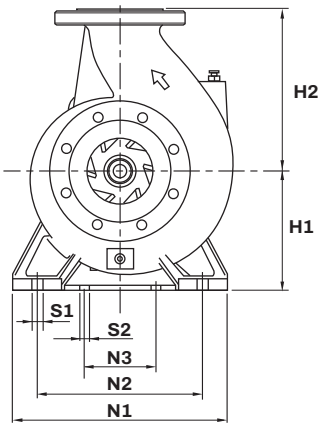

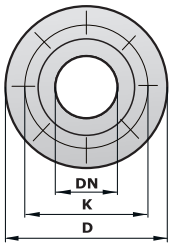

DN	D mm	K mm	HOLES N	HOLES Φmm
65	185	145	4	18

MODELLO/MODEL MODELO/MODÈLE QBS	DIMENSIONI/DIMENSIONS/DIMENSIONES/DIMENSIONS (mm) DN1	DN2	L1	L2	L3	M1	M2	E	F	G	ϕD	H1	H2	N1	N2	N3	S1	S2	kg 3-ph
65-125	80	65	102	377	273	125	95	50	8	20	24	102	182	280	212	80	16	14	**42**
65-160	80	65	111	398	309	125	95	50	8	20	24	185	230	309	232	110	16	14	**45**
65-200	80	65	111	423	327	125	95	50	8	20	24	185	240	309	232	110	16	14	**50**
65-250	80	65	116	487	352	125	95	80	10	27	32	200	260	327	250	110	16	14	**71**
65-315	80	65	116	500	354	135	95	80	10	27	32	250	293	422	320	120	18	22	**98**

QBS 65-125

CURVA DI PRESTAZIONE/PERFORMANCE CURVE/CURVA DE RENDIMIENTO/COURBE DE PERFORMANCE

60 Hz n=3500 rpm

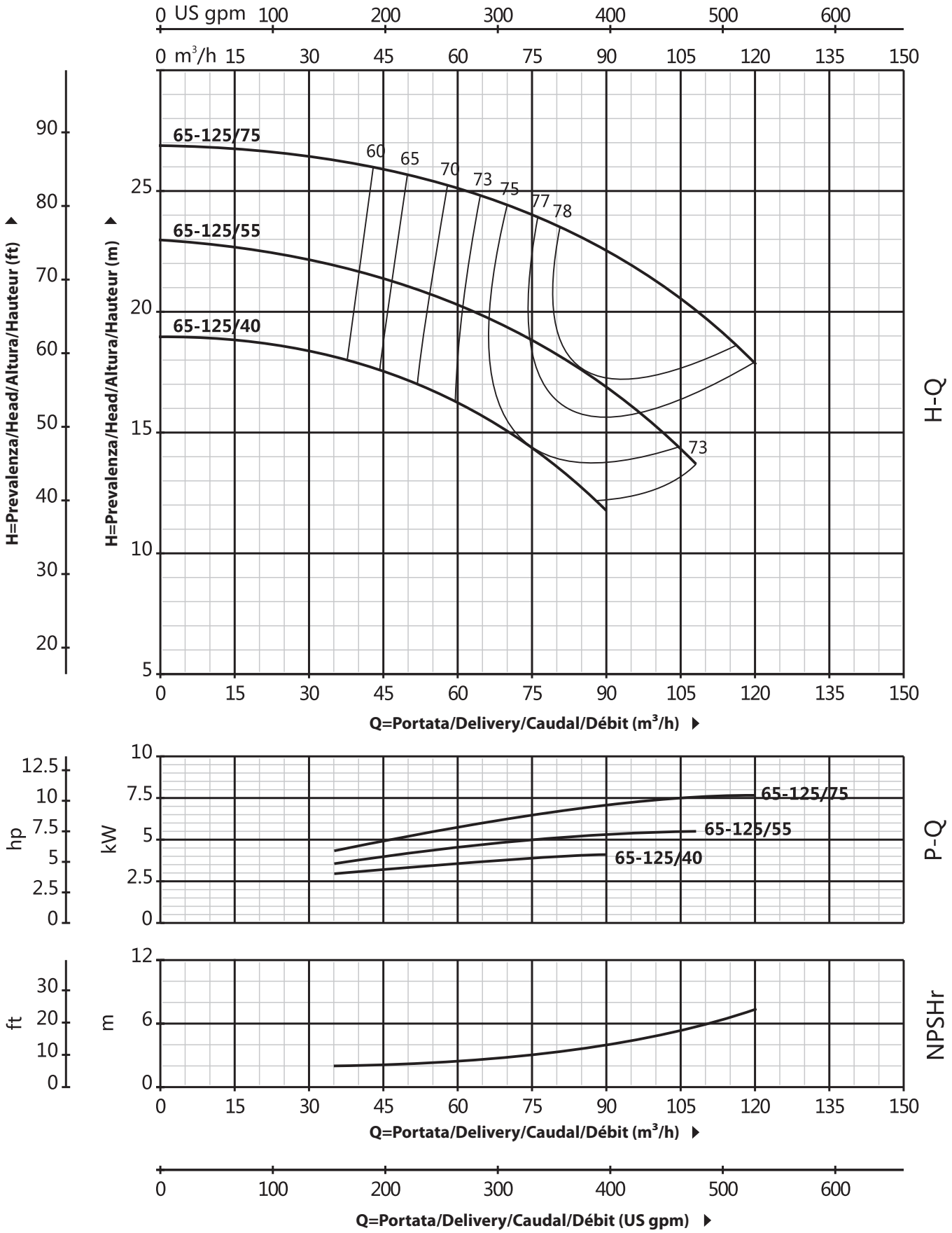

QBS 65-160

CURVA DI PRESTAZIONE/PERFORMANCE CURVE/CURVA DE RENDIMIENTO/COURBE DE PERFORMANCE

60 Hz n=3500 rpm

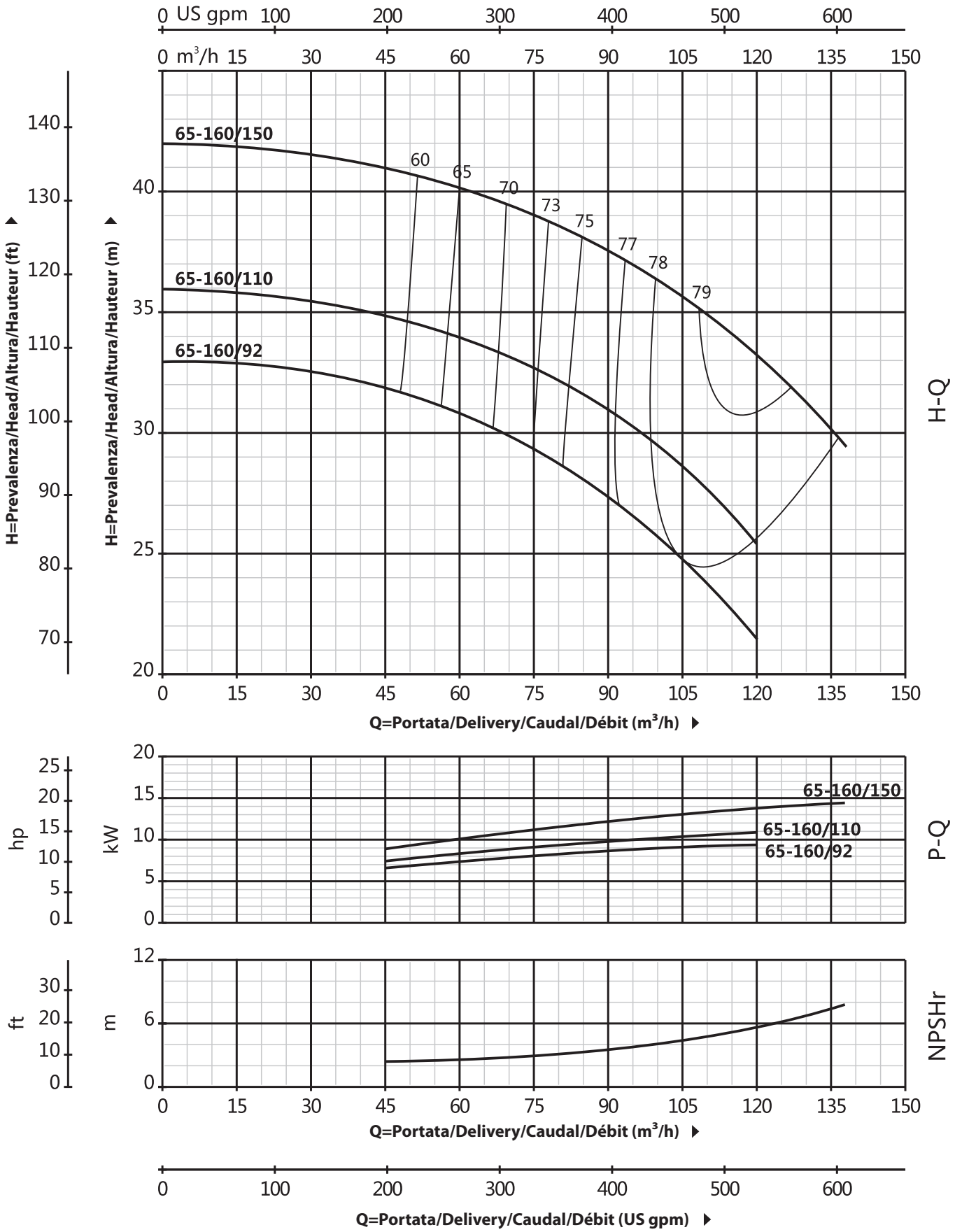

QBS 65-200

CURVA DI PRESTAZIONE/PERFORMANCE CURVE/CURVA DE RENDIMIENTO/COURBE DE PERFORMANCE

60 Hz n=3500 rpm

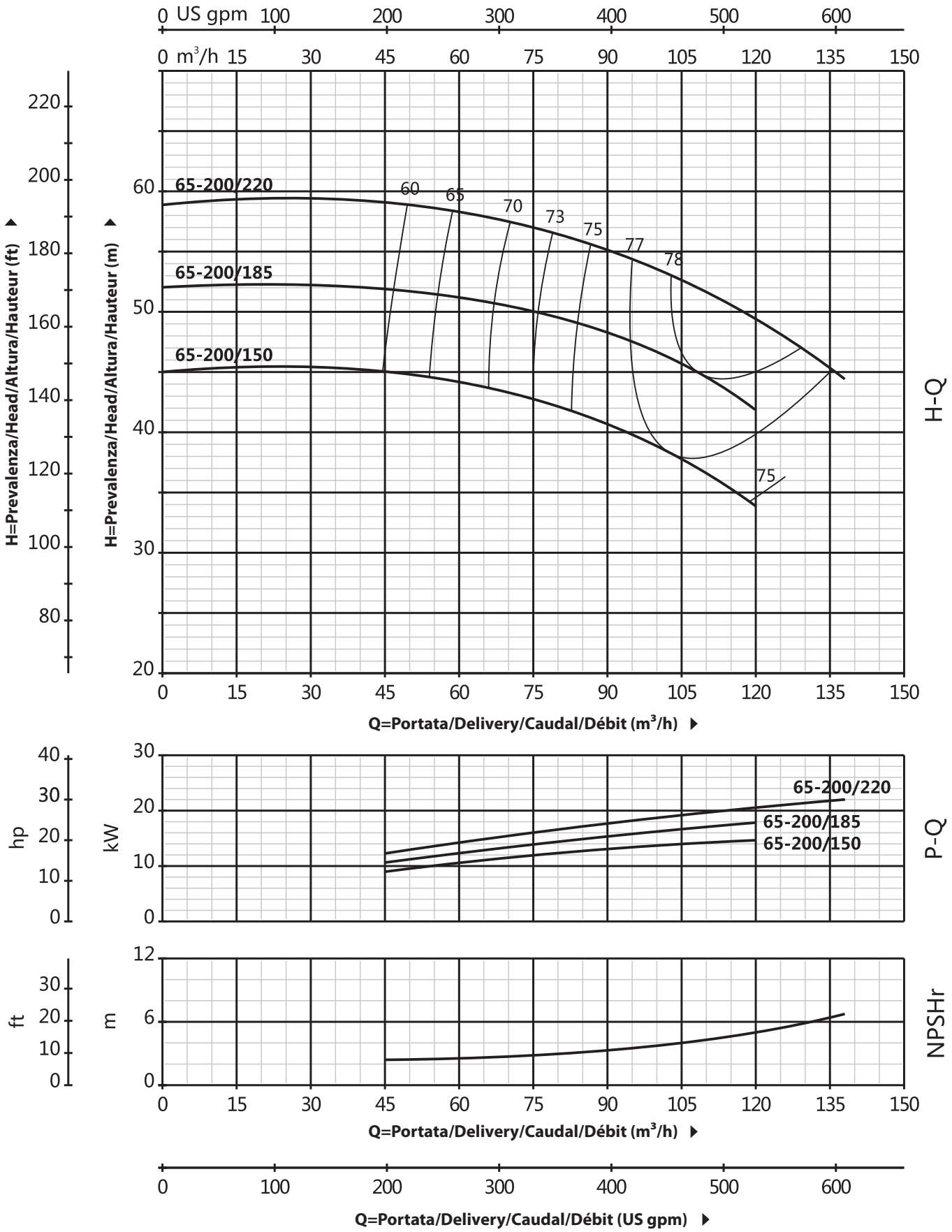

QBS 65-250

CURVA DI PRESTAZIONE/PERFORMANCE CURVE/CURVA DE RENDIMIENTO/COURBE DE PERFORMANCE

60 Hz n=3500 rpm

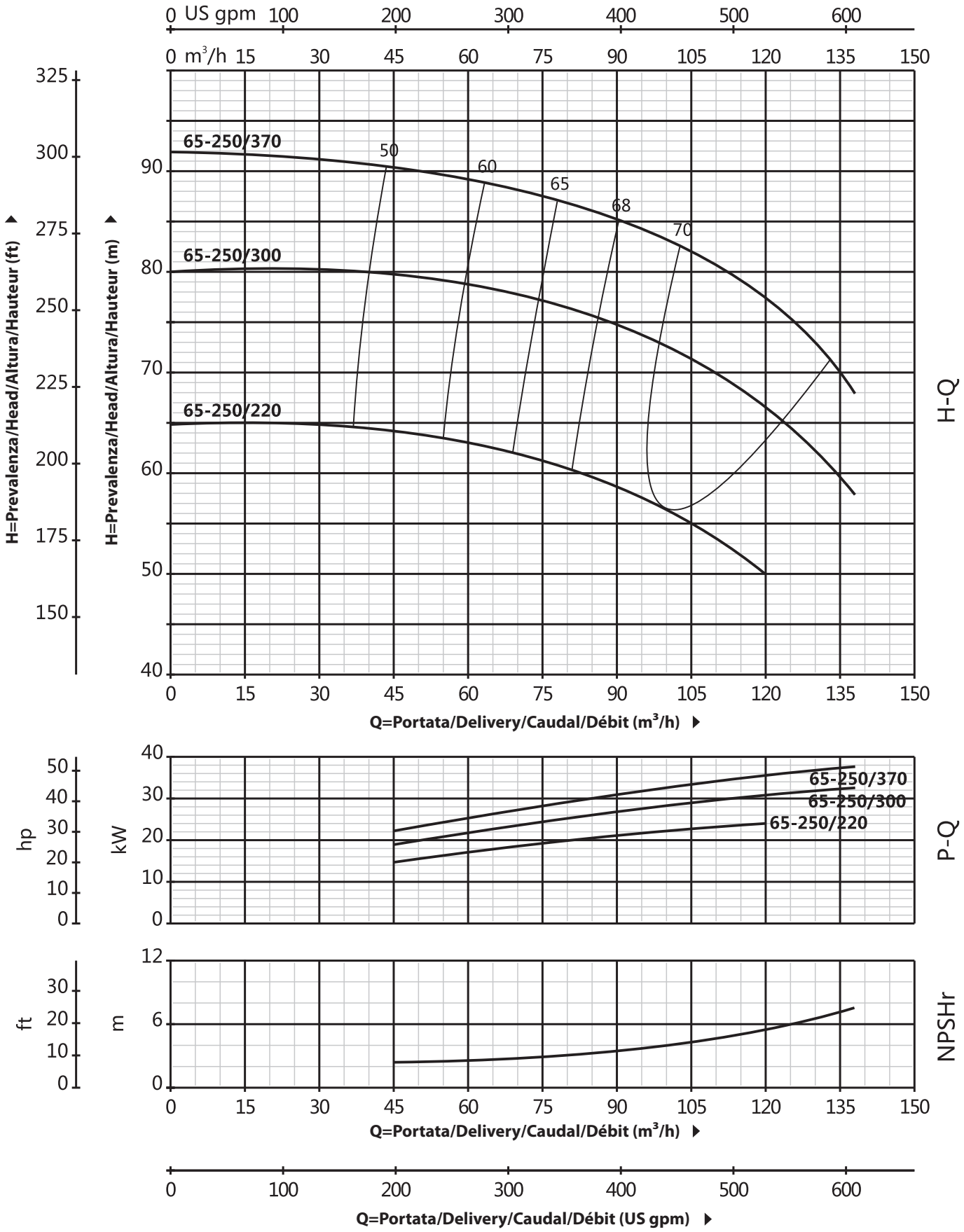

QBS 65-315

CURVA DI PRESTAZIONE/PERFORMANCE CURVE/CURVA DE RENDIMIENTO/COURBE DE PERFORMANCE

60 Hz n=3500 rpm

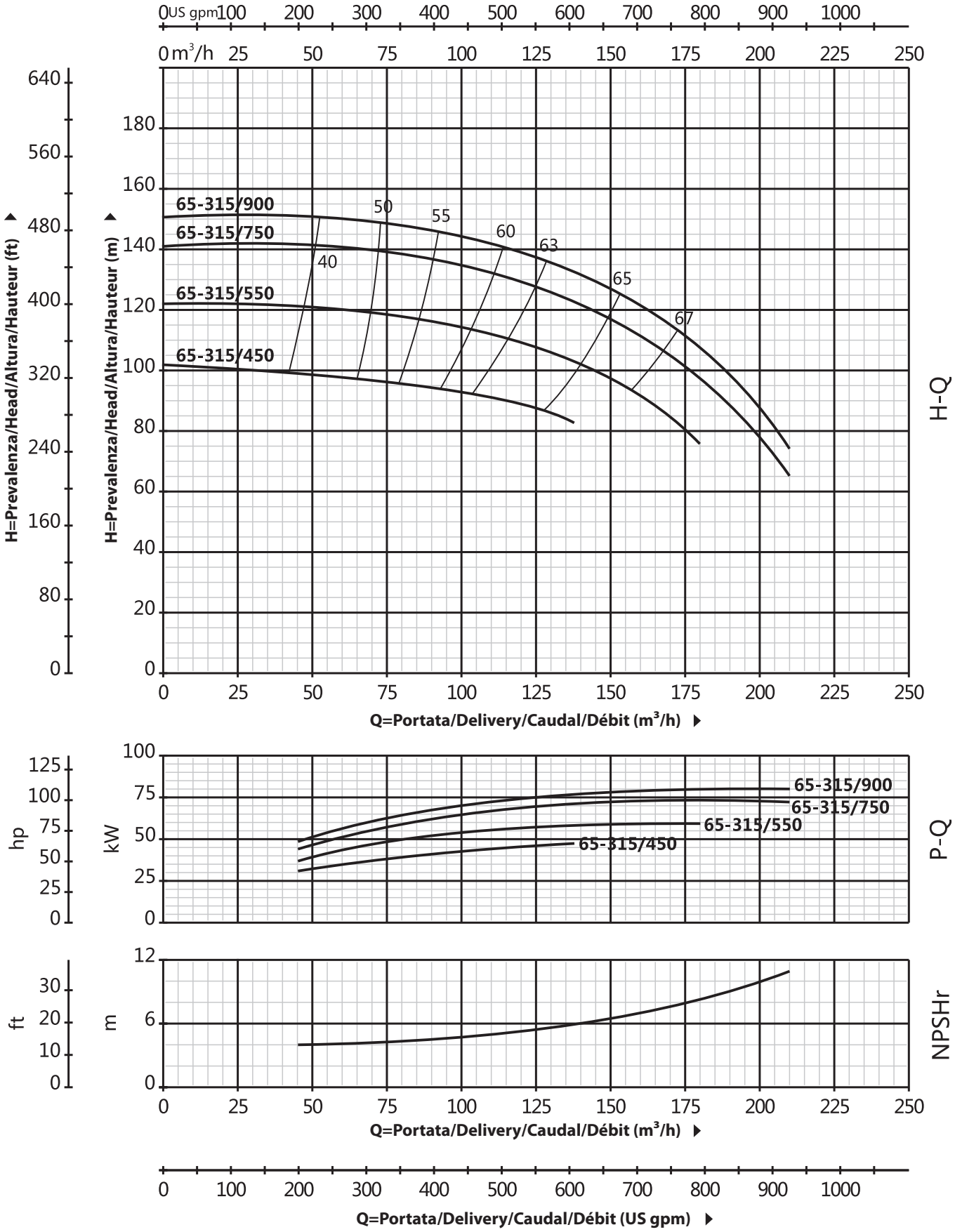

QBS 80

DATI TECNICI/TECHNICAL DATA/DATOS TÉCNICOS/DONNÉES TECHNIQUES

60 Hz n=3500 rpm

MODELLO/MODEL MODELO/MODÈLE QBS	DN mm	Implr Φ mm	Potenza Power Potencia Puissance kw	hp	Q=Portata/Delivery/Caudal/Débit us gpm	0	26	40	66	79	106	119	159	185	211	238	317	370	396	476	529	608	793	925
					l/min	0	100	150	250	300	400	450	600	700	800	900	1200	1400	1500	1800	2000	2300	3000	3500
					m³/h	0	6	9	15	18	24	27	36	42	48	54	72	84	90	108	120	138	180	210
					H=Prevalenza/Head/Altura/Hauteur (m)																			
80-125/40	100x80	102	4	5.5		17	-	-	-	-	-	-	-	-	16.5	15.9	14.3	13.5	11.6	10	7.5	-	-	-
80-125/55	100x80	110	5.5	7.5		21	-	-	-	-	-	-	-	-	20.5	20	19	18	16.5	15	12.5	9.5	-	-
80-125/75	100x80	118	7.5	10		26	-	-	-	-	-	-	-	-	25	25	24.5	23.8	22.5	21.5	19.5	16.5	-	-
80-160/110	100x80	133	11	15		28	27	27.3	24.5	21.1	16	-	-	-	-	-	-	-	-	-	-	-	-	-
80-160/150	100x80	140	15	20		34	32.6	32.5	30.2	27	12.1	18.5	16.7	-	-	-	-	-	-	-	-	-	-	-
80-160/185	100x80	150	18.5	25		39	38.5	39	36.7	33.6	24.8	25.3	.23.5	-	-	-	-	-	-	-	-	-	-	-
80-160/220	100x80	157	22	30		44	43.5	43	41.7	38.6	33.8	30.3	28.5	-	-	-	-	-	-	-	-	-	-	-
80-200/220	100x80	158	22	30		48	47.7	47.5	43.5	39.2	32.5	27.2	24.5	-	-	-	-	-	-	-	-	-	-	-

MODELLO/MODEL MODELO/MODÈLE QBS	DN mm	Implr Φ mm	Potenza Power Potencia Puissance kw	hp	Q=Portata/Delivery/Caudal/Débit us gpm	0	264	396	529	634	793	881	925	969	1057	1233	1322	1586	1762	2203	2643	2907	3524	4405
					l/min	0	1000	1500	2000	2400	3000	3333	3500	3667	4000	4667	5000	6000	6667	8333	10000	11000	13333	16667
					m³/h	0	60	90	120	144	180	200	210	220	240	280	300	360	400	500	600	660	800	1000
					H=Prevalenza/Head/Altura/Hauteur (m)																			
80-200/300	100x80	178	30	40		60	59.7	59.5	57	53.1	47	42.7	40.5	-	-	-	-	-	-	-	-	-	-	-
80-250/370	100x80	188	37	50		71.5	70.9	70.5	65.5	59.3	51	43.2	38.5	-	-	-	-	-	-	-	-	-	-	-
80-250/450	100x80	205	45	60		88	86.7	86	83.6	78.5	70.5	60	51	-	-	-	-	-	-	-	-	-	-	-
80-250/550	100x80	215	55	75		94.5	94.5	94.5	91.8	87	79.5	72.1	68.3	-	-	-	-	-	-	-	-	-	-	-
80-250/750	100x80	230	75	100		108.5	108.5	108.5	105.8	101	93.5	86.1	82.3	-	-	-	-	-	-	-	-	-	-	-
80-315/450	100x80	212	45	60		85	84	82.6	82	78	68.3	61	56	-	-	-	-	-	-	-	-	-	-	-
80-315/550	100x80	224	55	75		98	97	95.6	95	91	81.3	74	69	-	-	-	-	-	-	-	-	-	-	-
80-315/750	100x80	245	75	100		124	123	121.6	121	117	107.3	100	95	90	80.8	-	-	-	-	-	-	-	-	-
80-315/900	100x80	265	90	125		144	143	141.6	141	137	127.3	120	115	110	100.8	-	-	-	-	-	-	-	-	-
80-315/1100	100x80	272	110	150		153	152	150.6	150	146	136.3	129	124	119	109.8	-	-	-	-	-	-	-	-	-

QBS 80

DIMENSIONI E PESO/DIMENSIONS AND WEIGHT/DIMENSIONES Y PESOS/DIMENSIONS ET POIDS

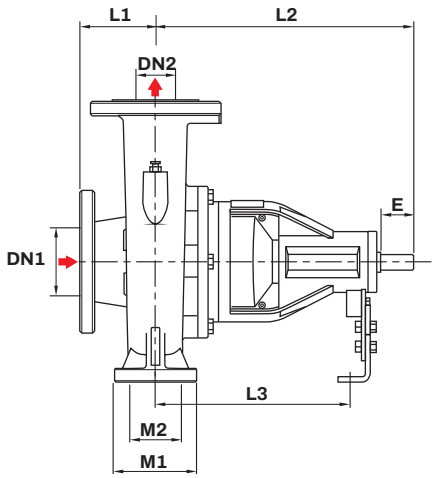

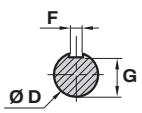

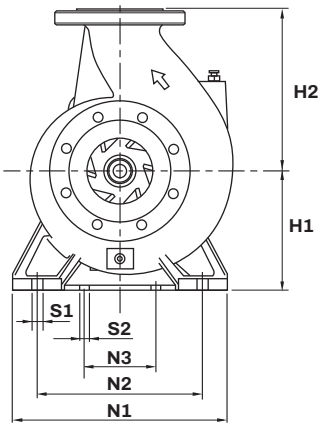

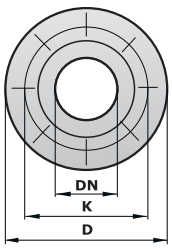

DN	D mm	K mm	HOLES N	HOLES Φmm
80	200	160	8	18

MODELLO/MODEL MODELO/MODÈLE QBS	DIMENSIONI/DIMENSIONS/DIMENSIONES/DIMENSIONS (mm) DN1	DN2	L1	L2	L3	M1	M2	E	F	G	ϕD	H1	H2	N1	N2	N3	S1	S2	kg 3-ph
80-125	100	80	118	377	273	125	95	50	8	20	24	162	194	280	212	80	16	14	**46**
80-160	100	80	118	398	309	125	95	50	8	20	24	185	249	332	255	110	16	14	**48**
80-200	100	80	118	484	353	125	95	80	10	27	32	200	260	321	244	110	16	14	**65**
80-250	100	80	130	500	359	135	95	80	10	27	32	248	287	402	310	120	18	22	**79**
80-315	100	80	130	535	365	135	95	110	12	37	42	250	308	442	340	120	18	22	**118**
80-400	100	80	148.5	340.5	376	200	140	110	12	37	42	280	360	465	354	120	22	22	**150**

QBS 80-125

CURVA DI PRESTAZIONE/PERFORMANCE CURVE/CURVA DE RENDIMIENTO/COURBE DE PERFORMANCE

60 Hz n=3500 rpm

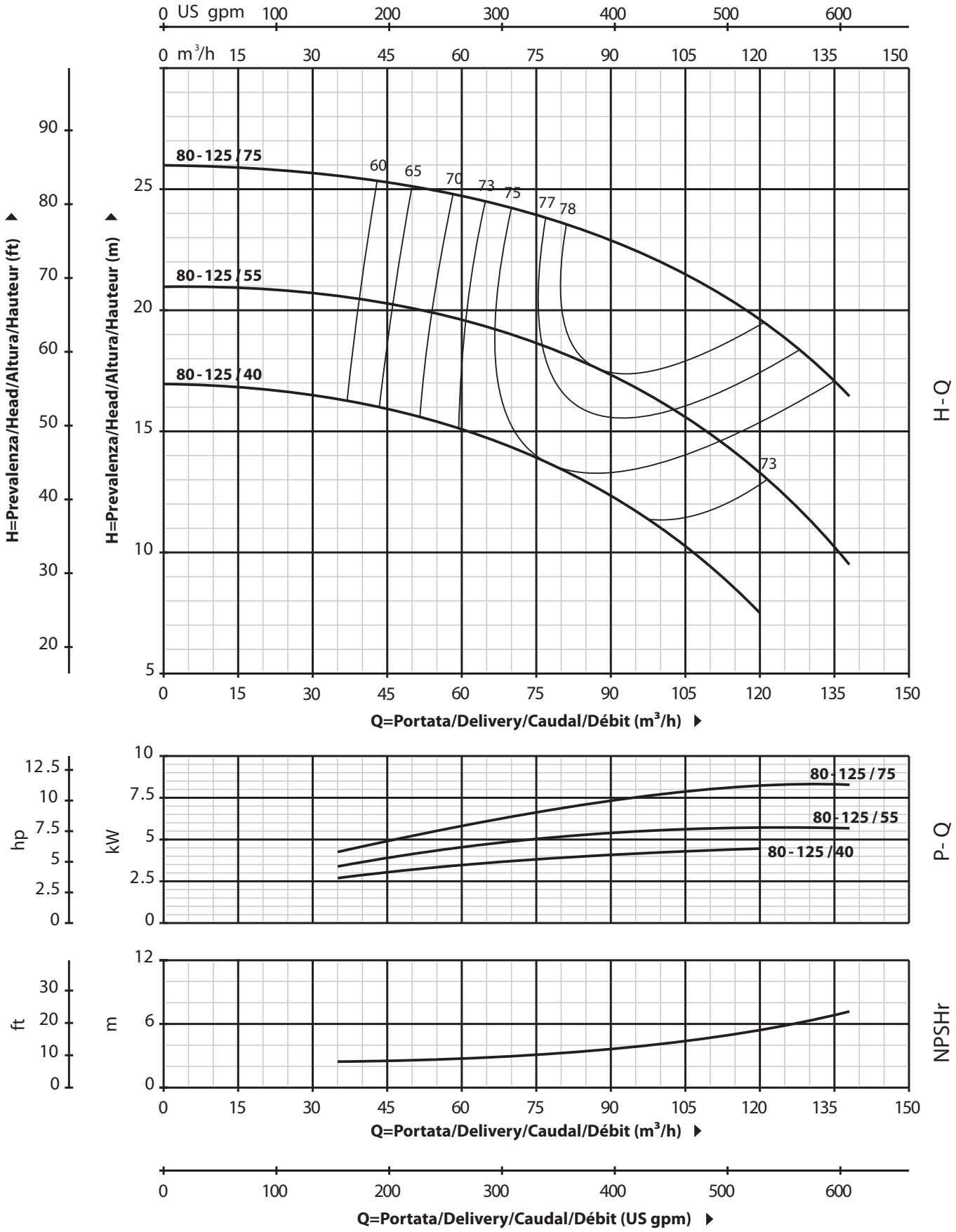

QBS 80-160

CURVA DI PRESTAZIONE/PERFORMANCE CURVE/CURVA DE RENDIMIENTO/COURBE DE PERFORMANCE

60 Hz n=3500 rpm

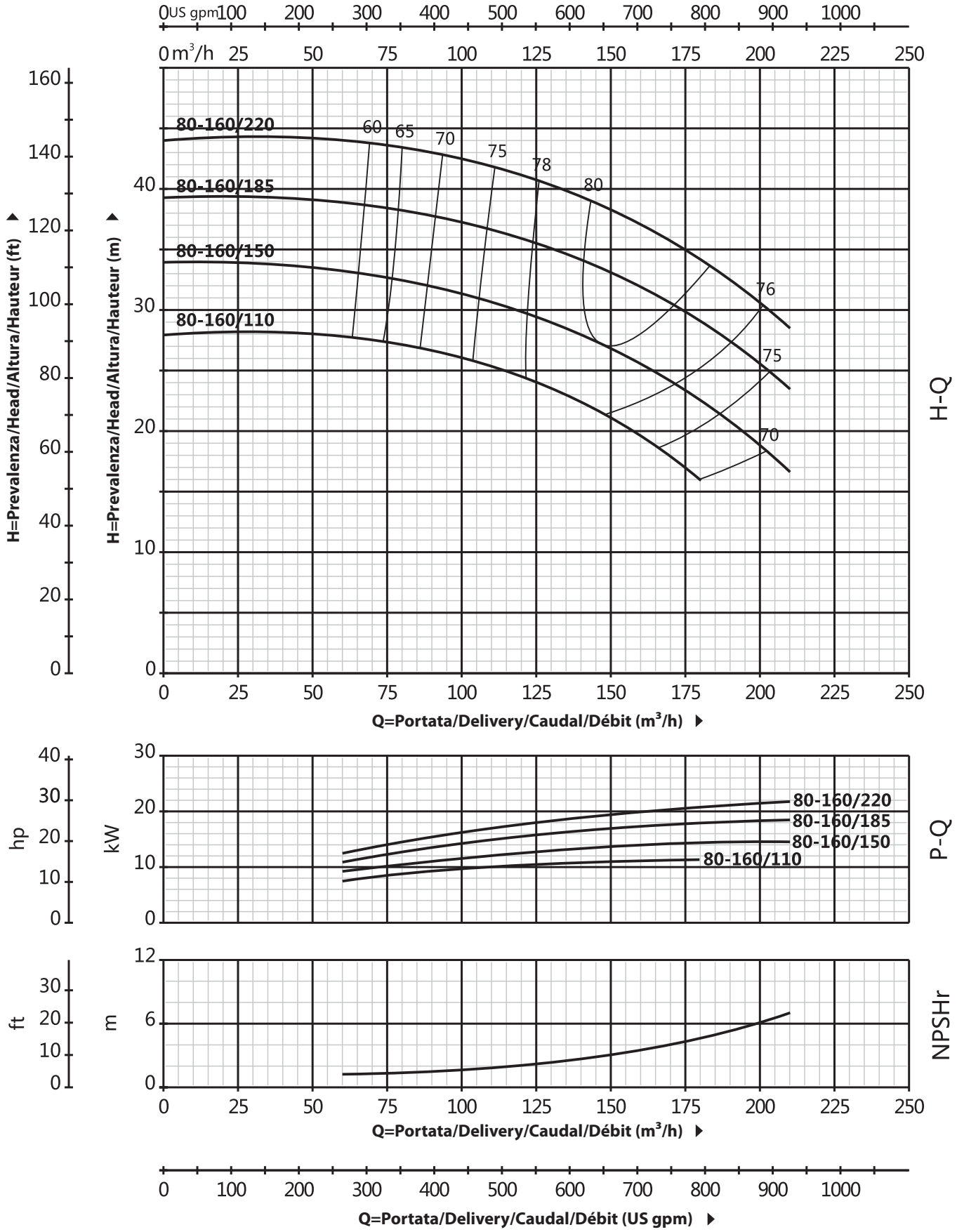

QBS 80-200

CURVA DI PRESTAZIONE/PERFORMANCE CURVE/CURVA DE RENDIMIENTO/COURBE DE PERFORMANCE

60 Hz n=3500 rpm

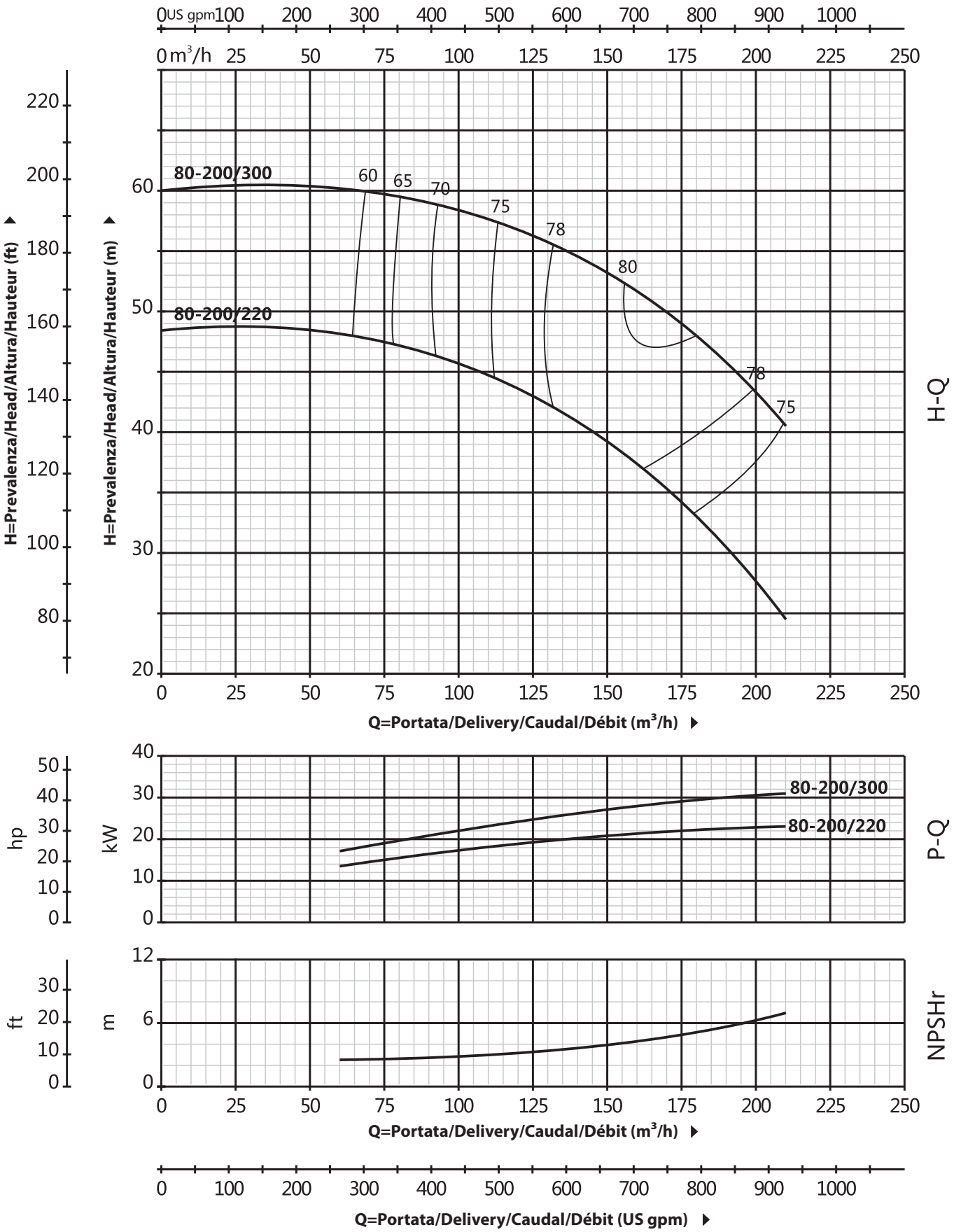

QBS 80-250

CURVA DI PRESTAZIONE/PERFORMANCE CURVE/CURVA DE RENDIMIENTO/COURBE DE PERFORMANCE

60 Hz n=3500 rpm

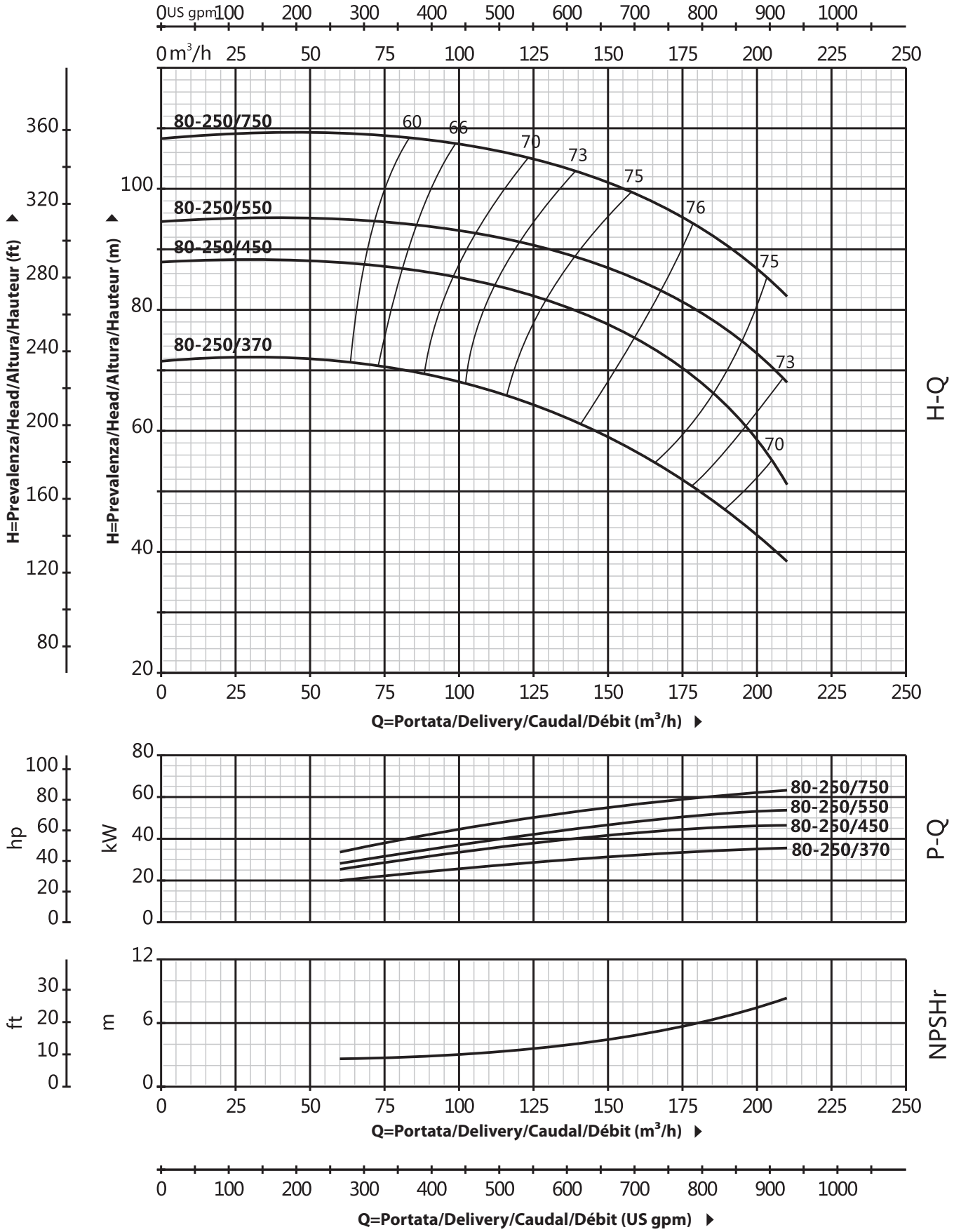

QBS 80-315

CURVA DI PRESTAZIONE/PERFORMANCE CURVE/CURVA DE RENDIMIENTO/COURBE DE PERFORMANCE

60 Hz n=3500 rpm

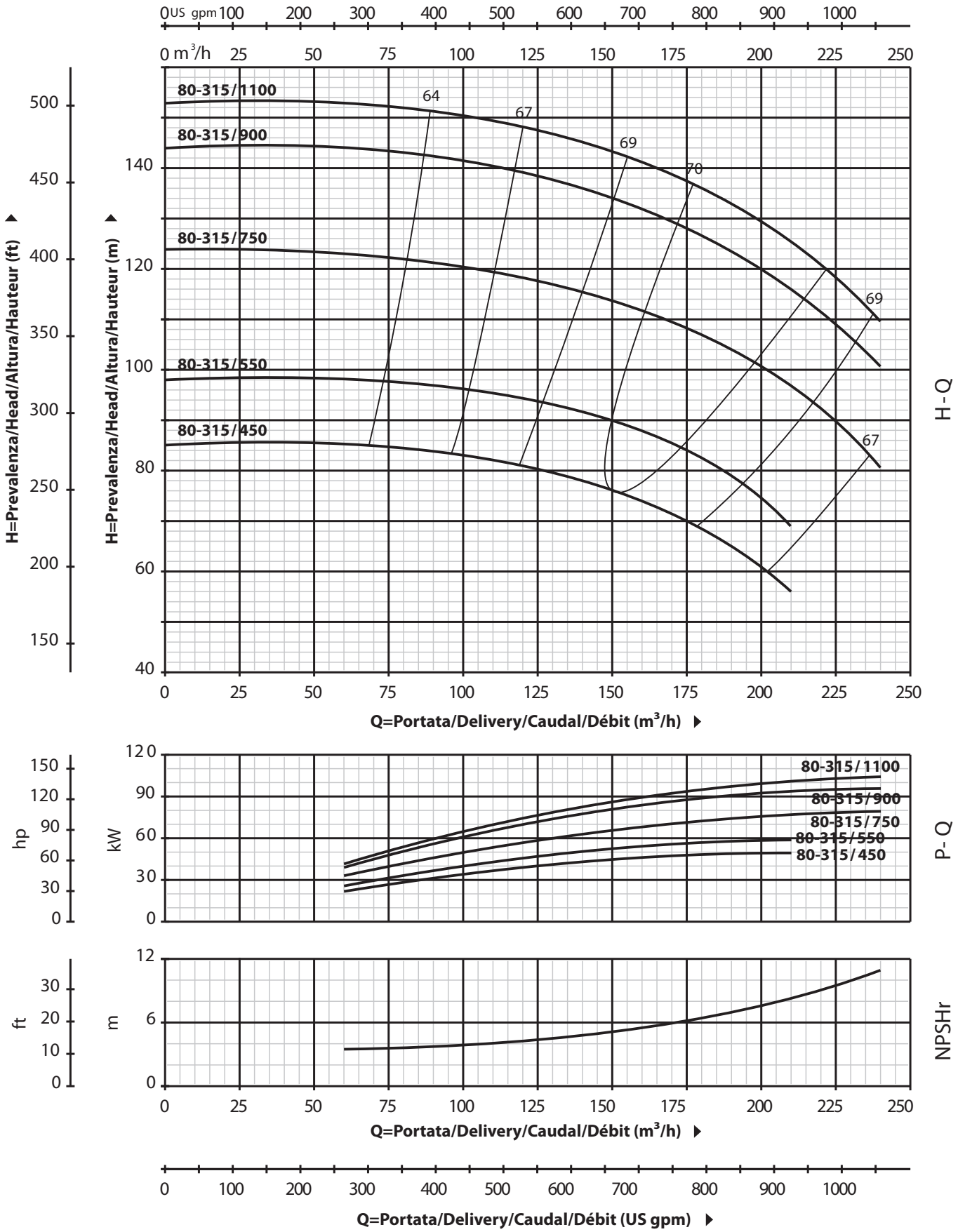

QBS 100

DATI TECNICI/TECHNICAL DATA/DATOS TÉCNICOS/DONNÉES TECHNIQUES

60 Hz n=3500 rpm

MODELLO/MODEL MODELO/MODÈLE QBS	DN mm	Implr Φ mm	Potenza Power Potencia Puissance kw	hp	Q=Portata/Delivery/Caudal/Débit us gpm	0	264	396	529	634	793	881	925	969	1057	1233	1322	1586	1762	2203	2643	2907	3524	4405
					l/min	0	1000	1500	2000	2400	3000	3333	3500	3667	4000	4667	5000	6000	6667	8333	10000	11000	13333	16667
					m³/h	0	60	90	120	144	180	200	210	220	240	280	300	360	400	500	600	660	800	1000
					H=Prevalenza/Head/Altura/Hauteur (m)																			
100-160/150	125x100	139	15	20		35	33.5	32.5	30	27.8	24.5	21.5	20	18.3	15	-	-	-	-	-	-	-	-	-
100-160/185	125x100	146	18.5	25		38.5	37.5	36.5	34.3	32.2	29	25.7	24	22	18	-	-	-	-	-	-	-	-	-
100-160/220	125x100	158	22	30		43	41	40	37.6	35.2	31.5	28.5	27	25.3	22	-	-	-	-	-	-	-	-	-
100-200/220	125x100	151	22	30		38.5	36.7	35.7	33.8	31.7	28.5	26.8	26	25	22.9	16.3	13	-	-	-	-	-	-	-
100-200/300	125x100	162	30	40		44.5	42.5	42	40.2	38.8	36.7	34.2	33	31.7	29	21.7	18	-	-	-	-	-	-	-
100-200/370	125x100	170	37	50		55	53	51	50.6	49.2	47	45	44	42.8	40.5	32.8	29	-	-	-	-	-	-	-
100-200/450	125x100	181	45	60		61	59	57	56.6	55.2	53	51	50	48.8	46.5	38.8	35	-	-	-	-	-	-	-
100-250/450	125x100	183	45	60		65	65	64	63	61	58	56	55	53.3	50	39	33.5	-	-	-	-	-	-	-
100-250/550	125x100	200	55	75		77	76	75.5	75	73.8	72	71.7	71.5	70.7	69	62.3	59	-	-	-	-	-	-	-
100-250/750	125x100	216	75	100		91	91	90.5	89.7	88	85.5	84	83.3	81.5	78	71.7	68.5	48	-	-	-	-	-	-
100-250/900	125x100	224	90	125		100	100	99.5	98.7	97	94.5	93	92.3	90.5	87	80.7	77.5	57	-	-	-	-	-	-
100-315/750	125x100	212	75	100		80	-	-	78.5	76.7	74	73	72.8	72.5	70.7	68	64	52	-	-	-	-	-	-
100-315/900	125x100	232	90	125		100	-	-	98.5	96.7	94	93	92.8	92.5	90.7	88	84	72	-	-	-	-	-	-
100-315/1100	125x100	249	110	150		118	-	-	116.5	114.7	112	111	110.8	110.5	108.7	106	102	90	-	-	-	-	-	-
100-315/1320	125x100	261	132	180		129	-	-	127.5	125.7	123	122	121.8	121.5	119.7	117	112	101	-	-	-	-	-	-
100-315/1600	125x100	272	160	220		148	-	-	146.5	144.7	142	141	140.8	140.5	138.7	136	132	120	-	-	-	-	-	-

QBS 100

DIMENSIONI E PESO/DIMENSIONS AND WEIGHT/DIMENSIONES Y PESOS/DIMENSIONS ET POIDS

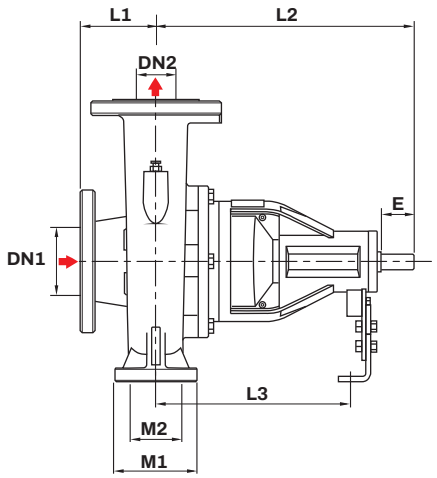

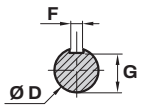

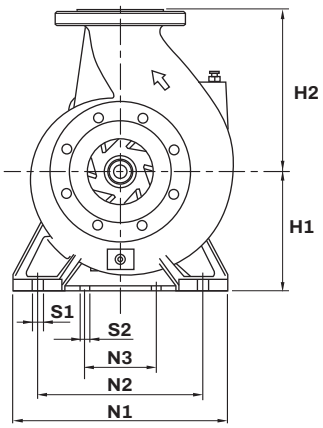

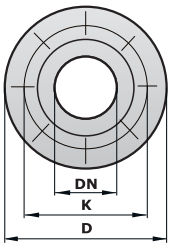

DN	D mm	K mm	HOLES N	HOLES Φmm
100	220	180	8	18

MODELLO/MODEL MODELO/MODÈLE QBS	DIMENSIONI/DIMENSIONS/DIMENSIONES/DIMENSIONS (mm) DN1	DN2	L1	L2	L3	M1	M2	E	F	G	ϕD	H1	H2	N1	N2	N3	S1	S2	kg 3-ph
100-160	125	100	130	399	239	140	110	50	8	20	24	183	248	339	262	110	16	14	55
100-200	125	100	140	497	365	145	115	80	10	27	32	223	303	401	324	110	16	14	75
100-250	125	100	140	505	363	135	95	80	10	27	32	250	328	402	310	120	18	22	88
100-315	125	100	140	541	370	135	95	110	12	37	42	280	329	482	380	120	18	22	116
100-400	125	100	140	545	374	200	140	110	12	37	42	380	355	505	398	120	24	22	178

QBS 100-160

CURVA DI PRESTAZIONE/PERFORMANCE CURVE/CURVA DE RENDIMIENTO/COURBE DE PERFORMANCE

60 Hz n=3500 rpm

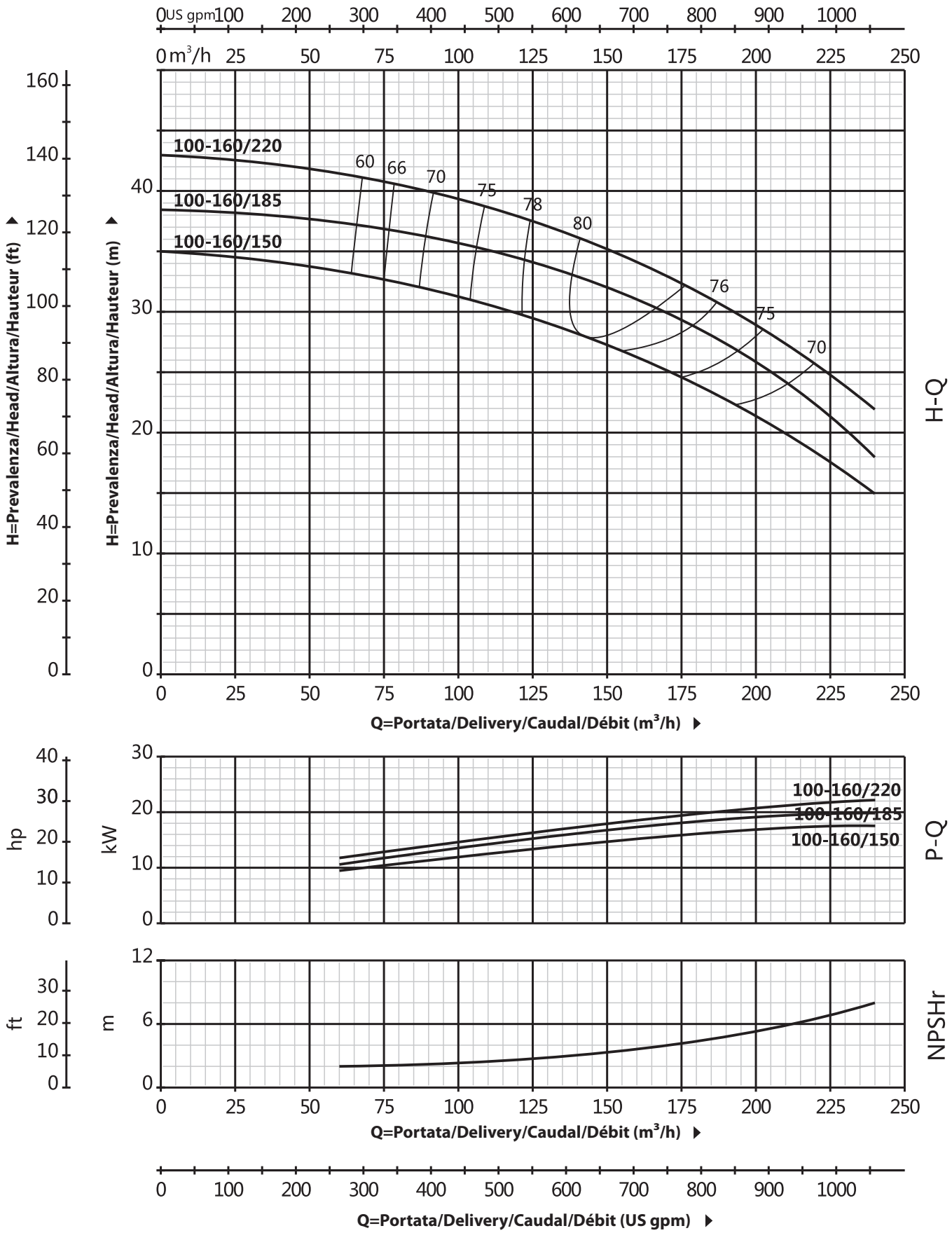

QBS 100-200

CURVA DI PRESTAZIONE/PERFORMANCE CURVE/CURVA DE RENDIMIENTO/COURBE DE PERFORMANCE

60 Hz n=3500 rpm

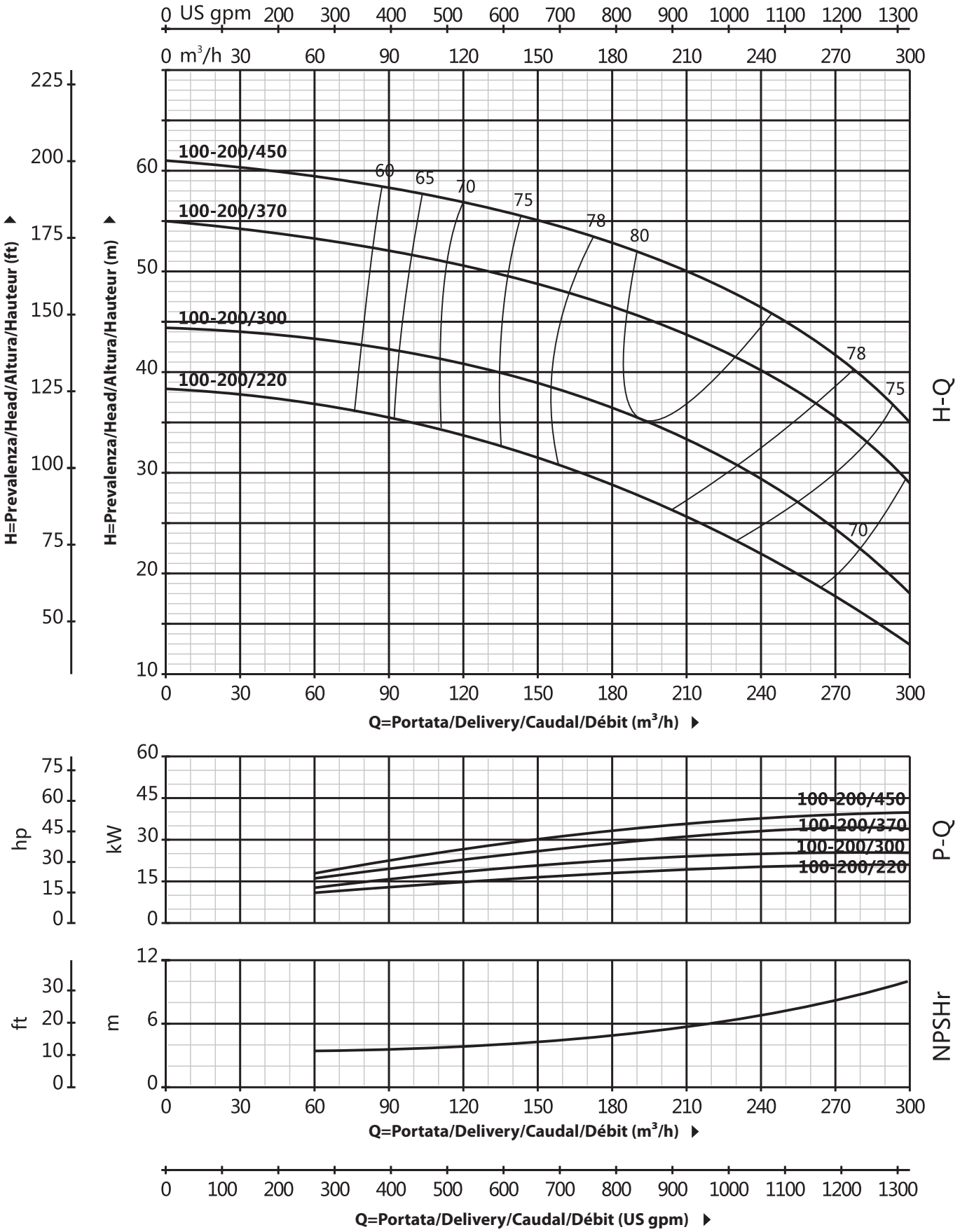

QBS 100-250

CURVA DI PRESTAZIONE/PERFORMANCE CURVE/CURVA DE RENDIMIENTO/COURBE DE PERFORMANCE

60 Hz n=3500 rpm

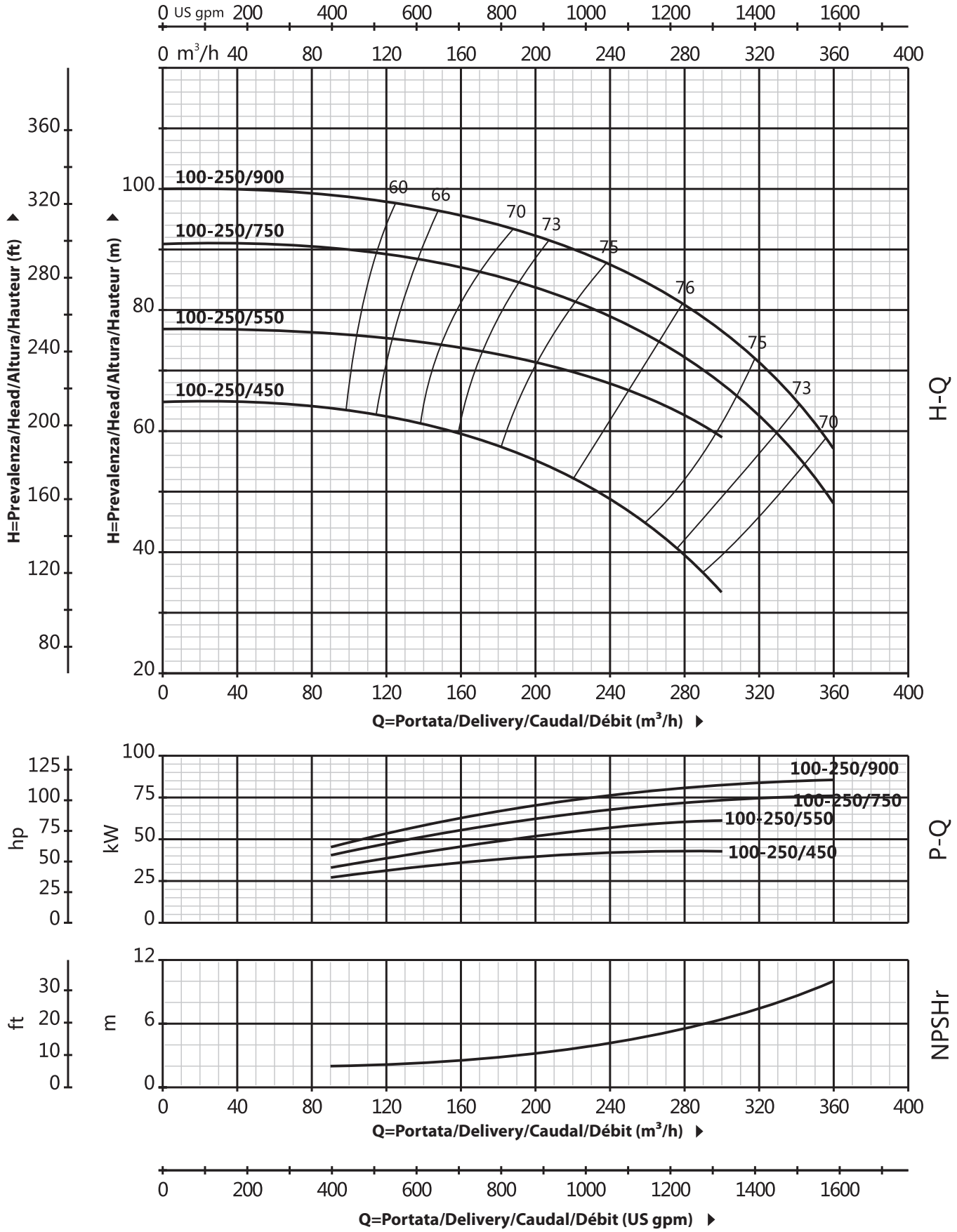

QBS 100-315

CURVA DI PRESTAZIONE/PERFORMANCE CURVE/CURVA DE RENDIMIENTO/COURBE DE PERFORMANCE

60 Hz n=3500 rpm

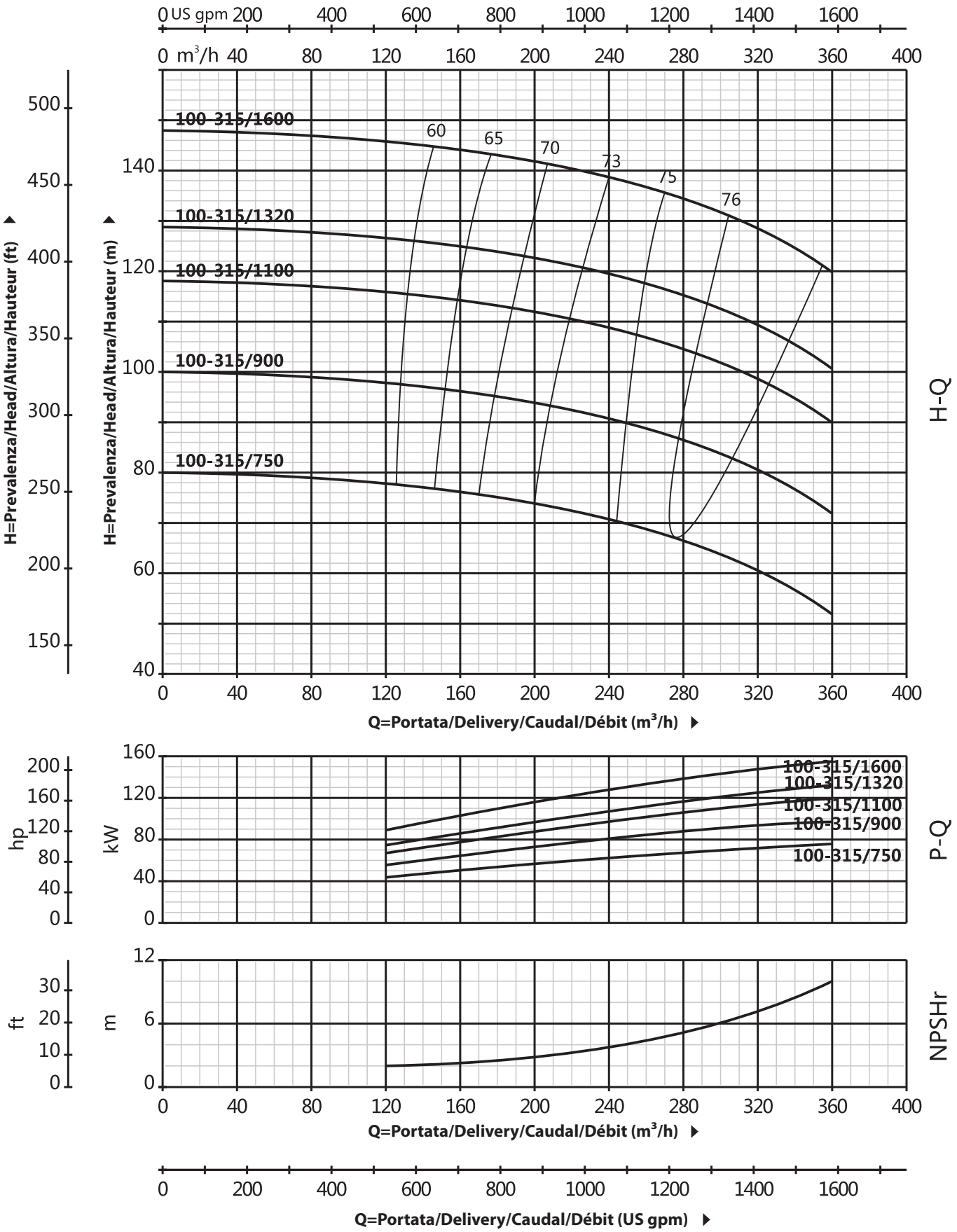

QBS 125

DATI TECNICI/TECHNICAL DATA/DATOS TÉCNICOS/DONNÉES TECHNIQUES

60 Hz n=3500 rpm

MODELLO/MODEL MODELO/MODÈLE QBS	DN mm	Implr Φ mm	Potenza Power Potencia Puissance kw	hp	Q=Portata/Delivery/Caudal/Débit us gpm	0	264	396	529	634	793	881	925	969	1057	1233	1322	1586	1762	2203	2643	2907	3524	4405
					l/min	0	1000	1500	2000	2400	3000	3333	3500	3667	4000	4667	5000	6000	6667	8333	10000	11000	13333	16667
					m³/h	0	60	90	120	144	180	200	210	220	240	280	300	360	400	500	600	660	800	1000
					H=Prevalenza/Head/Altura/Hauteur (m)																			
125-200/450	150x125	158	45	60		39.8	-	-	39.3	39.2	39	38.9	38.9	38.8	37.5	35	34	28.6	25	-	-	-	-	-
125-200/550	150x125	170	55	75		50.5	-	-	49.3	49.2	49	48.9	48.9	48.8	47.5	45	44	38.6	35	-	-	-	-	-
125-200/750	150x125	181	75	100		61.5	-	-	60.3	60.2	60	59.9	59.9	59.8	58.5	56	55	49.6	46	-	-	-	-	-
125-250/550	150x125	200	55	75		70	-	-	67	66	64	63	62	61	59.5	54	50.5	-	-	-	-	-	-	-
125-250/750	150x125	212	75	100		80	-	-	76.5	75.5	74	73	72	71.5	70	67	65	56	-	-	-	-	-	-
125-250/900	150x125	220	90	125		87	-	-	84	82.5	81	79.5	79	78	77	73.5	71.5	65	60	-	-	-	-	-
125-250/1100	150x125	227	110	150		97	-	-	94	92.8	91	90	89.3	88.7	87.4	84	83.5	76	71	-	-	-	-	-
125-250H/900	150x125	184	90	125		63.2	-	-	62.4	62	61.6	61.2	61.2	61.2	60.8	60	59.6	57.2	55.2	47.2	-	-	-	-
125-250H/1100	150x125	200	110	150		74	-	-	73.2	72.8	72.4	72	72	72	71.6	70.8	70.4	68	66	58	49.6	-	-	-
125-250H/1320	150x125	216	132	180		84	-	-	83.2	82.8	82.4	82	82	82	81.6	80.8	80.4	78	76	68	59.6	-	-	-
125-250H/1600	150x125	232	160	220		98	-	-	97.2	96.8	96.4	96	96	96	95.6	94.8	94.4	92	90	82	73.6	67.6	-	-
125-315/1320	150x125	232	132	180		96	-	-	-	-	-	95.2	95.1	95	94.8	94	93.5	91.8	88.5	76	-	-	-	-
125-315/1600	150x125	245	160	220		112	-	-	-	-	-	111.2	111.1	111	110.8	110	109.5	107.8	106	97.5	80	-	-	-
125-315/1850	150x125	257	185	250		125	-	-	-	-	-	124.2	124.1	124	123.8	123	122.5	120.8	119	109	90	-	-	-
125-315/2000	150x125	272	200	270		136	-	-	-	-	-	135.2	135.1	135	134.8	134	133.5	131.8	130	120	101	-	-	-

QBS 125

DIMENSIONI E PESO/DIMENSIONS AND WEIGHT/DIMENSIONES Y PESOS/DIMENSIONS ET POIDS

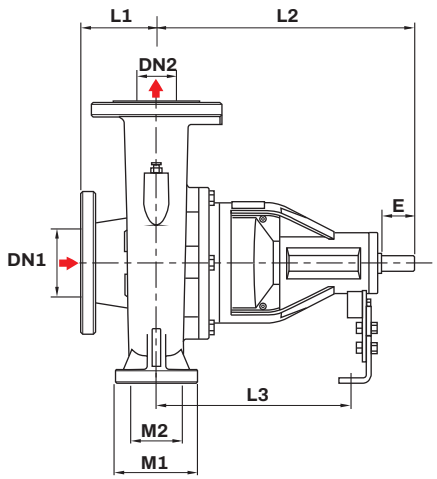

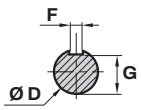

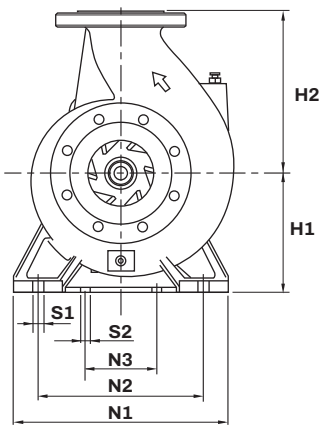

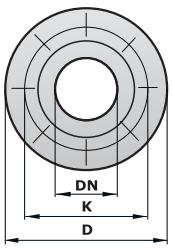

DN	D mm	K mm	HOLES N	HOLES Φmm
125	250	210	8	18

MODELLO/MODEL MODELO/MODÈLE QBS	DIMENSIONI/DIMENSIONS/DIMENSIONES/DIMENSIONS (mm)																		kg
	DN1	DN2	L1	L2	L3	M1	M2	E	F	G	ϕD	H1	H2	N1	N2	N3	S1	S2	3-ph
125-200	150	125	145	499	357	160	110	80	10	27	32	250	300	404	320	120	18	22	**112**
125-250	150	125	145	513	371	135	95	80	10	27	32	250	330	412	310	120	18	22	**112**
125-315	150	125	160	544	373	135	95	110	12	37	42	280	360	482	380	120	18	22	**152**
125-400	150	125	150	550	379	200	140	110	12	37	42	315	400	505	398	120	24	22	**200**

QBS 125-200

CURVA DI PRESTAZIONE/PERFORMANCE CURVE/CURVA DE RENDIMIENTO/COURBE DE PERFORMANCE

60 Hz n=3500 rpm

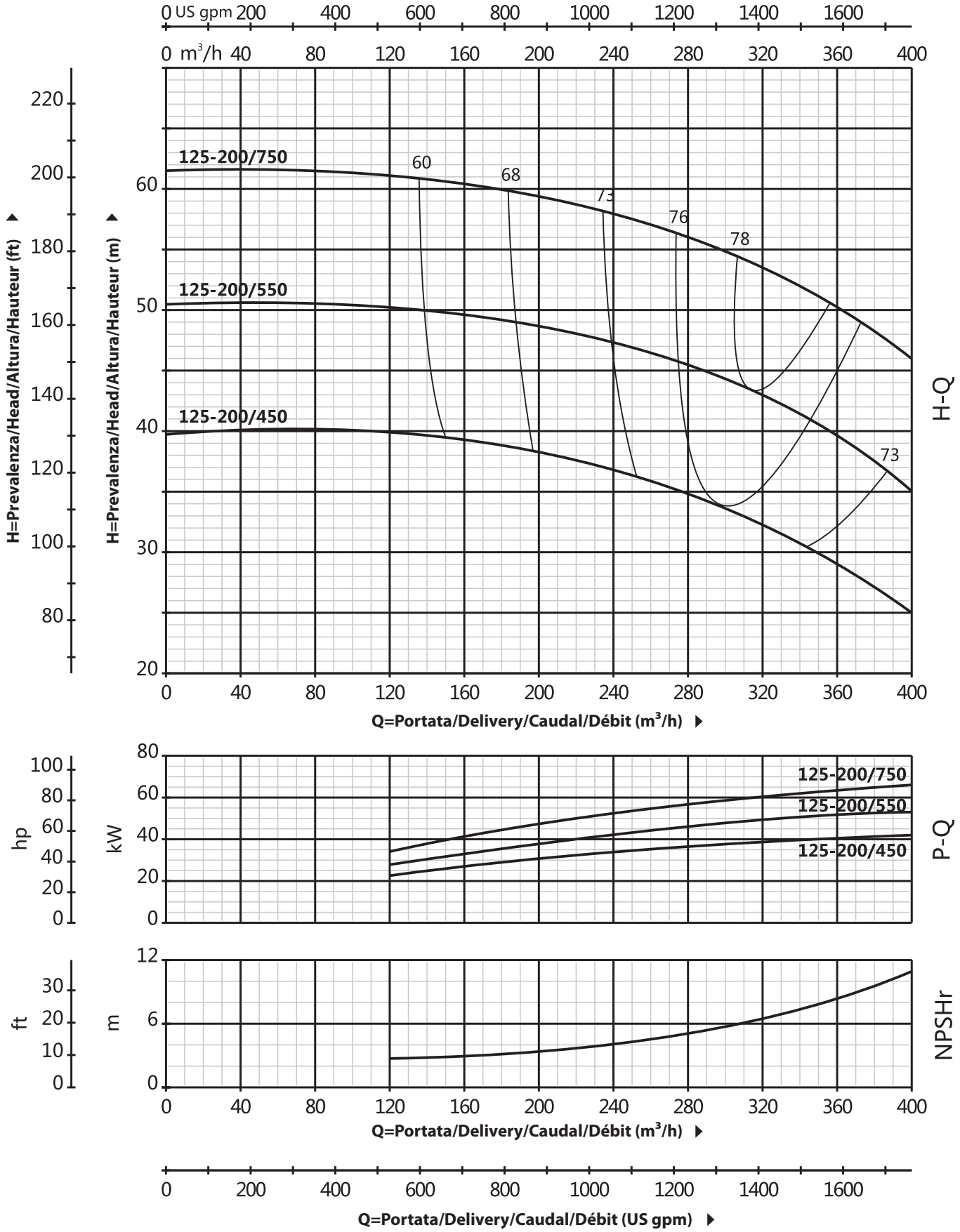

QBS 125-250

CURVA DI PRESTAZIONE/PERFORMANCE CURVE/CURVA DE RENDIMIENTO/COURBE DE PERFORMANCE

60 Hz n=3500 rpm

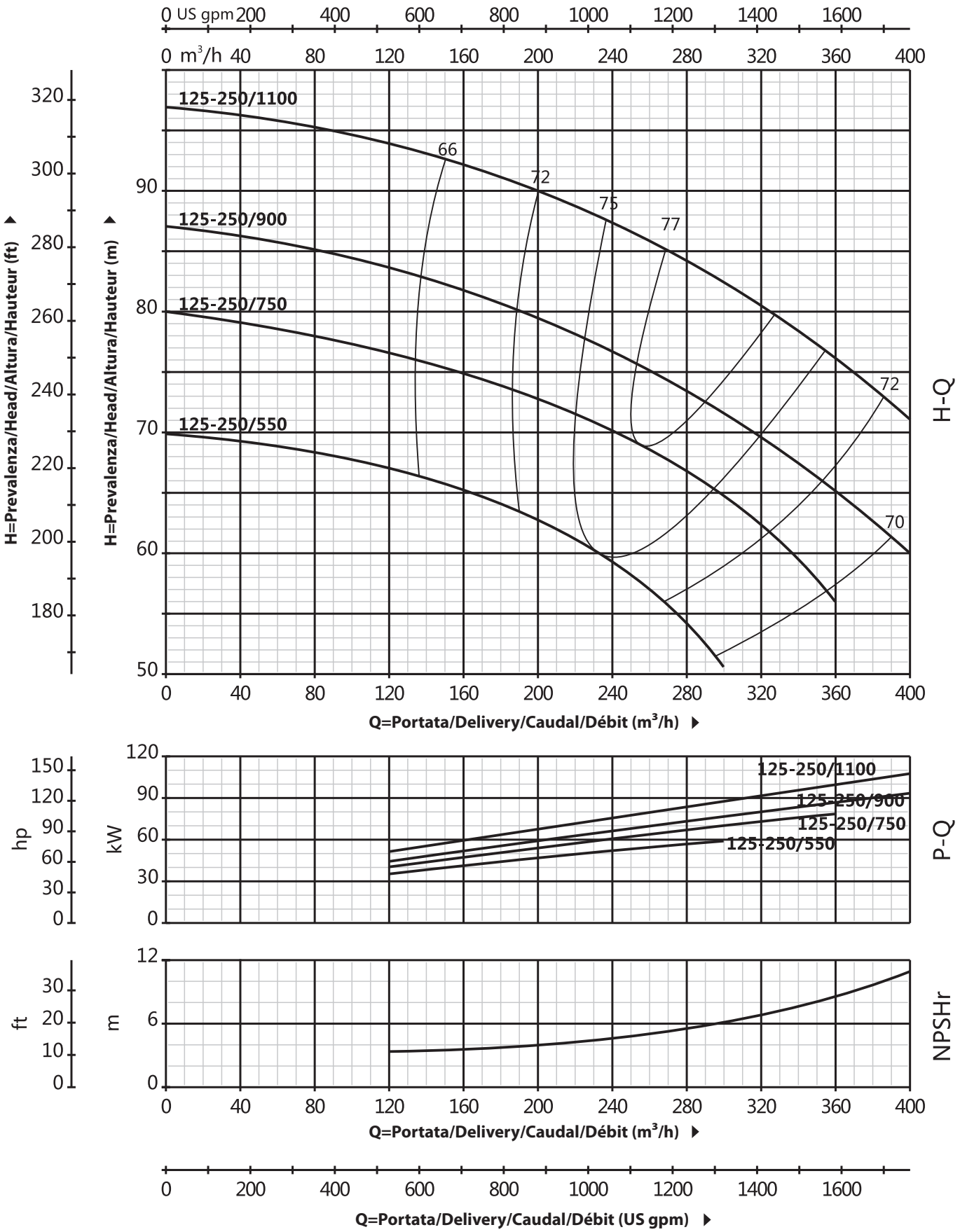

QBS 125-250H

CURVA DI PRESTAZIONE/PERFORMANCE CURVE/CURVA DE RENDIMIENTO/COURBE DE PERFORMANCE

60 Hz n=3500 rpm

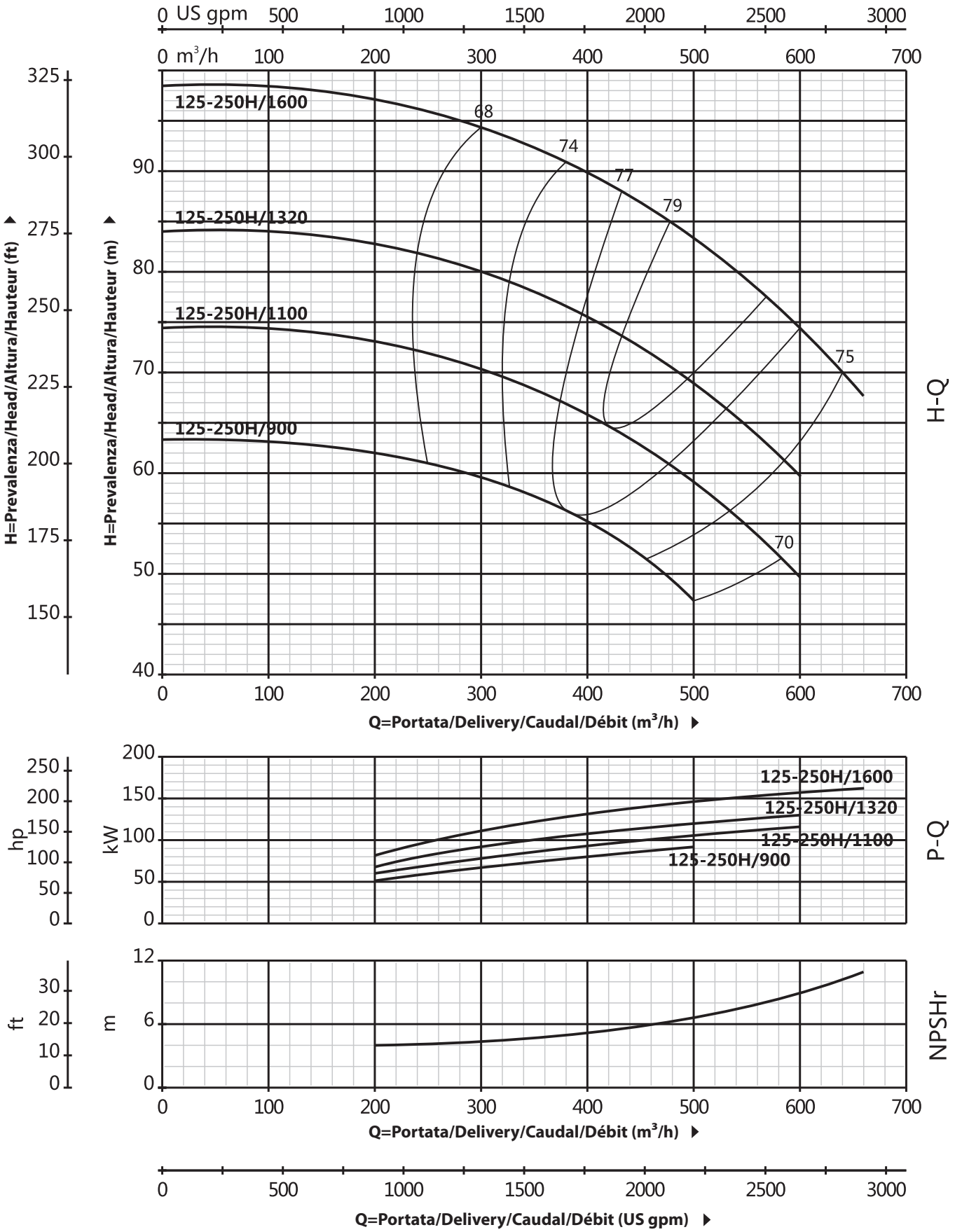

QBS 125-315

CURVA DI PRESTAZIONE/PERFORMANCE CURVE/CURVA DE RENDIMIENTO/COURBE DE PERFORMANCE

60 Hz n=3500 rpm

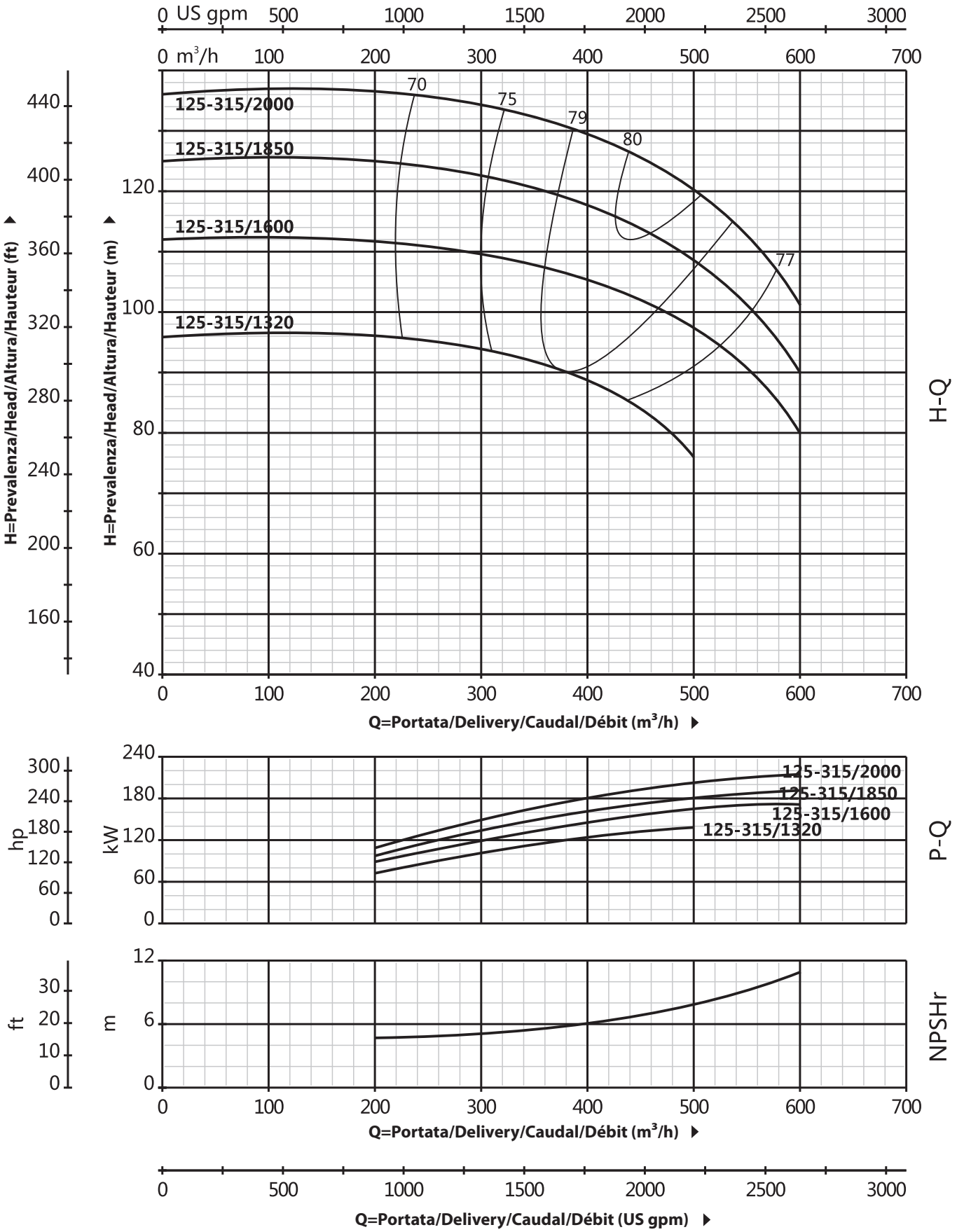

QBS 150

DATI TECNICI/TECHNICAL DATA/DATOS TÉCNICOS/DONNÉES TECHNIQUES

60 Hz n=3500 rpm

MODELLO/MODEL MODELO/MODÈLE QBS4	DN mm	Implr Φ mm	Potenza Power Potencia Puissance kw	hp	Q=Portata/Delivery/Caudal/Débit us gpm	0	264	396	529	634	793	881	925	969	1057	1233	1322	1586	1762	2203	2643	2907	3524	4405
					l/min	0	1000	1500	2000	2400	3000	3333	3500	3667	4000	4667	5000	6000	6667	8333	10000	11000	13333	16667
					m³/h	0	60	90	120	144	180	200	210	220	240	280	300	360	400	500	600	660	800	1000
					H=Prevalenza/Head/Altura/Hauteur (m)																			
150-200/750	200x150	170	75	100		50	-	-	-	-	-	-	-	48	47.9	47.6	47.2	45.8	44.6	41	35.5	30.5	-	-
150-200/900	200x150	180	90	125		56	-	-	-	-	-	-	-	54	53.9	53.6	53.2	52.7	52.4	48	42.8	39.2	30	-
150-200/1100	200x150	195	110	150		65.2	-	-	-	-	-	-	-	62	61.7	61.2	60.8	59.8	59.2	57.2	54	51.6	42	-
150-200/1320	200x150	203	132	180		71	-	-	-	-	-	-	-	68.5	67.7	67.2	66.8	65.8	65.2	63.2	60	57.6	48	-
150-200/1600	200x150	214	160	220		77	-	-	-	-	-	-	-	74	74	73.2	72.8	71.8	71.2	69.2	66	63.6	54	-
150-250/1100	200x150	201	110	150		67	-	-	-	-	-	-	-	-	-	-	63	61.7	60	55.8	51.8	48	37.8	-
150-250/1320	200x150	220	132	180		80.2	-	-	-	-	-	-	-	-	-	-	78	76.3	73.5	70	65	62	53	37.8
150-250/1600	200x150	232	160	220		90	-	-	-	-	-	-	-	-	-	-	88	86	85	82	77.2	75	66	48
150-250/2000	200x150	245	200	270		100	-	-	-	-	-	-	-	-	-	-	97	96	95	92	87.2	85	76	57
150-315/1850	200x150	238	185	250		92	-	-	-	-	-	-	-	-	-	-	90	88.3	87.2	82.8	77.8	72	60	-
150-315/2500	200x150	253	250	340		111	-	-	-	-	-	-	-	-	-	-	110	108	106	102	96	92	81	62.2
150-315/2800	200x150	261	280	380		124	-	-	-	-	-	-	-	-	-	-	121	119	118	114	109	105	94	73.6
150-315/3150	200x150	271	315	430		135	-	-	-	-	-	-	-	-	-	-	134	133	132	128	122	118	106	85

QBS 150

DIMENSIONI E PESO/DIMENSIONS AND WEIGHT/DIMENSIONES Y PESOS/DIMENSIONS ET POIDS

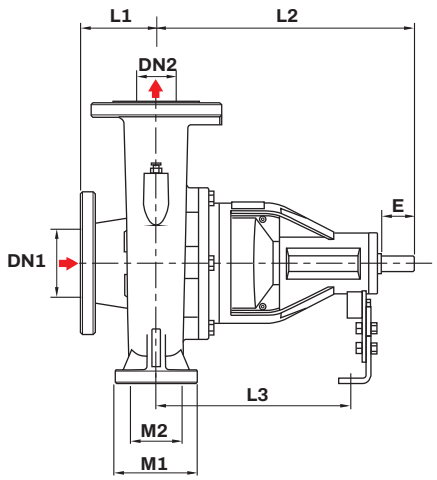

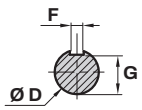

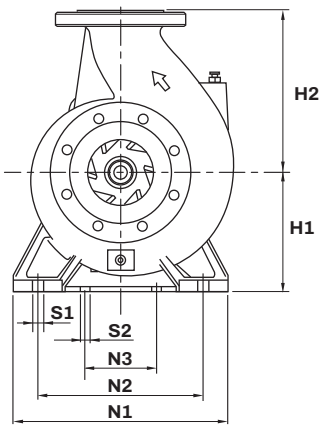

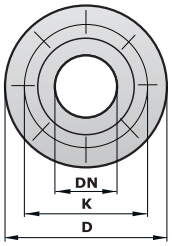

DN	D mm	K mm	HOLES N	HOLES Φmm
150	285	240	8	22

MODELLO/MODEL MODELO/MODÈLE QBS4	DIMENSIONI/DIMENSIONS/DIMENSIONES/DIMENSIONS (mm) DN1	DN2	L1	L2	L3	M1	M2	E	F	G	ϕD	H1	H2	N1	N2	N3	S1	S2	kg 3-ph
150-200	200	150	173	560	389	200	150	110	12	37	42	315	380	477	358	120	18	22	**166**
150-250	200	150	187	552	381	200	140	110	12	37	42	315	400	506	400	120	18	22	**180**
150-315	200	150	225	557	371	200	140	110	12	37	42	335	470	555	450	120	24	22	**186**
150-400	200	150	197	690	459	200	150	140	18	53	60	335	470	555	450	120	24	22	**228**

QBS 150-200

CURVA DI PRESTAZIONE/PERFORMANCE CURVE/CURVA DE RENDIMIENTO/COURBE DE PERFORMANCE

60 Hz n=3500 rpm

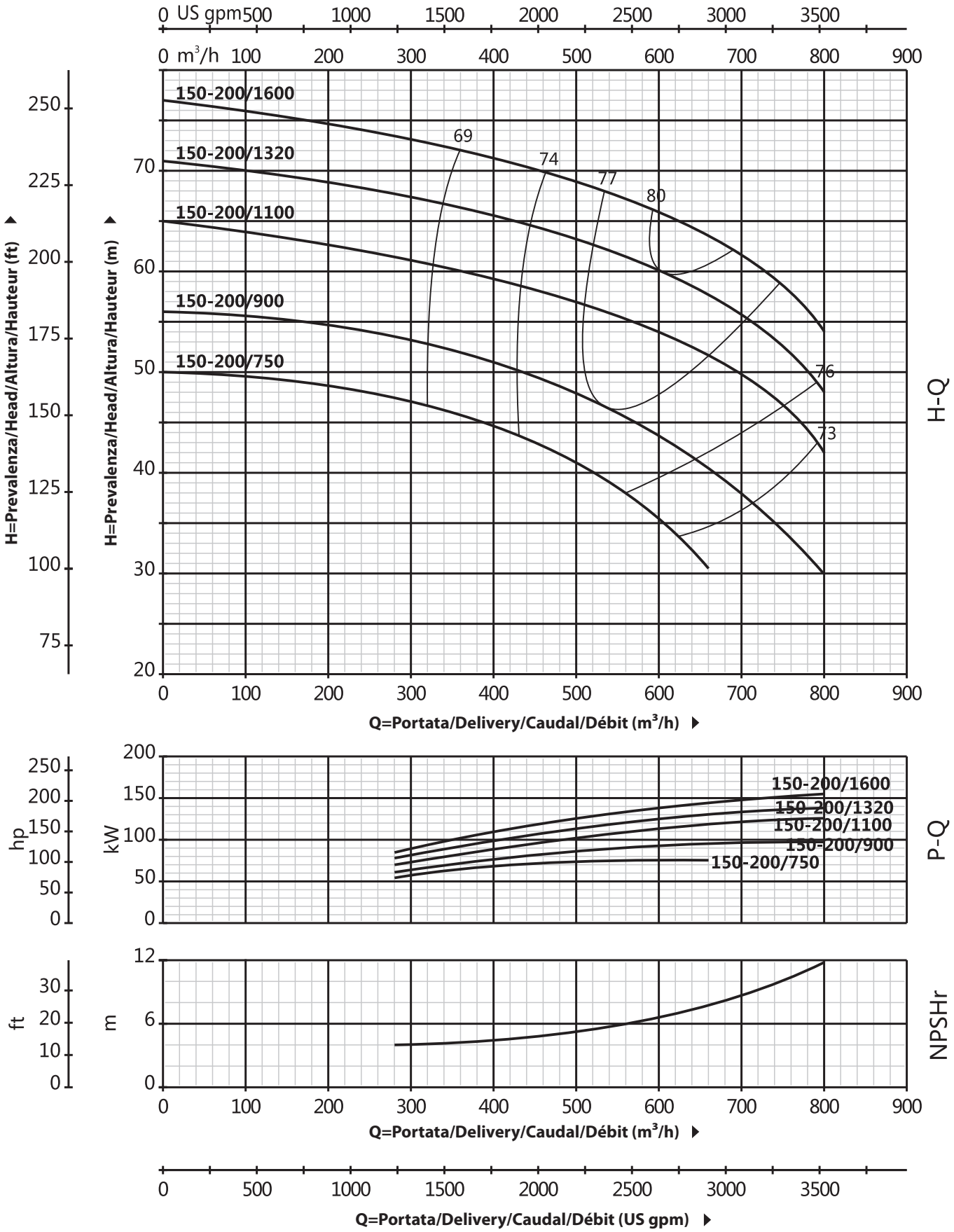

QBS 150-250

CURVA DI PRESTAZIONE/PERFORMANCE CURVE/CURVA DE RENDIMIENTO/COURBE DE PERFORMANCE

60 Hz n=3500 rpm

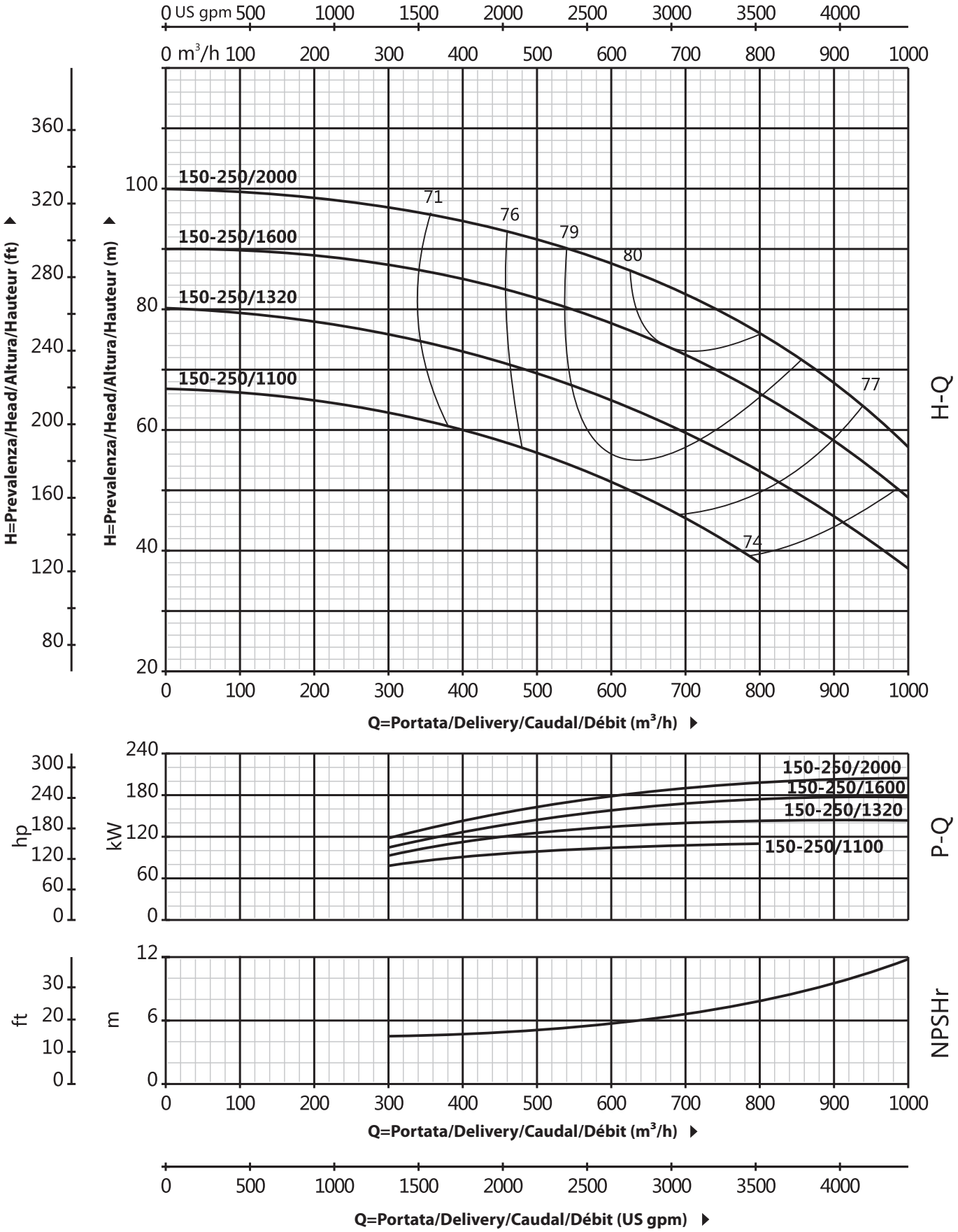

QBS 150-315

CURVA DI PRESTAZIONE/PERFORMANCE CURVE/CURVA DE RENDIMIENTO/COURBE DE PERFORMANCE

60 Hz n=3500 rpm

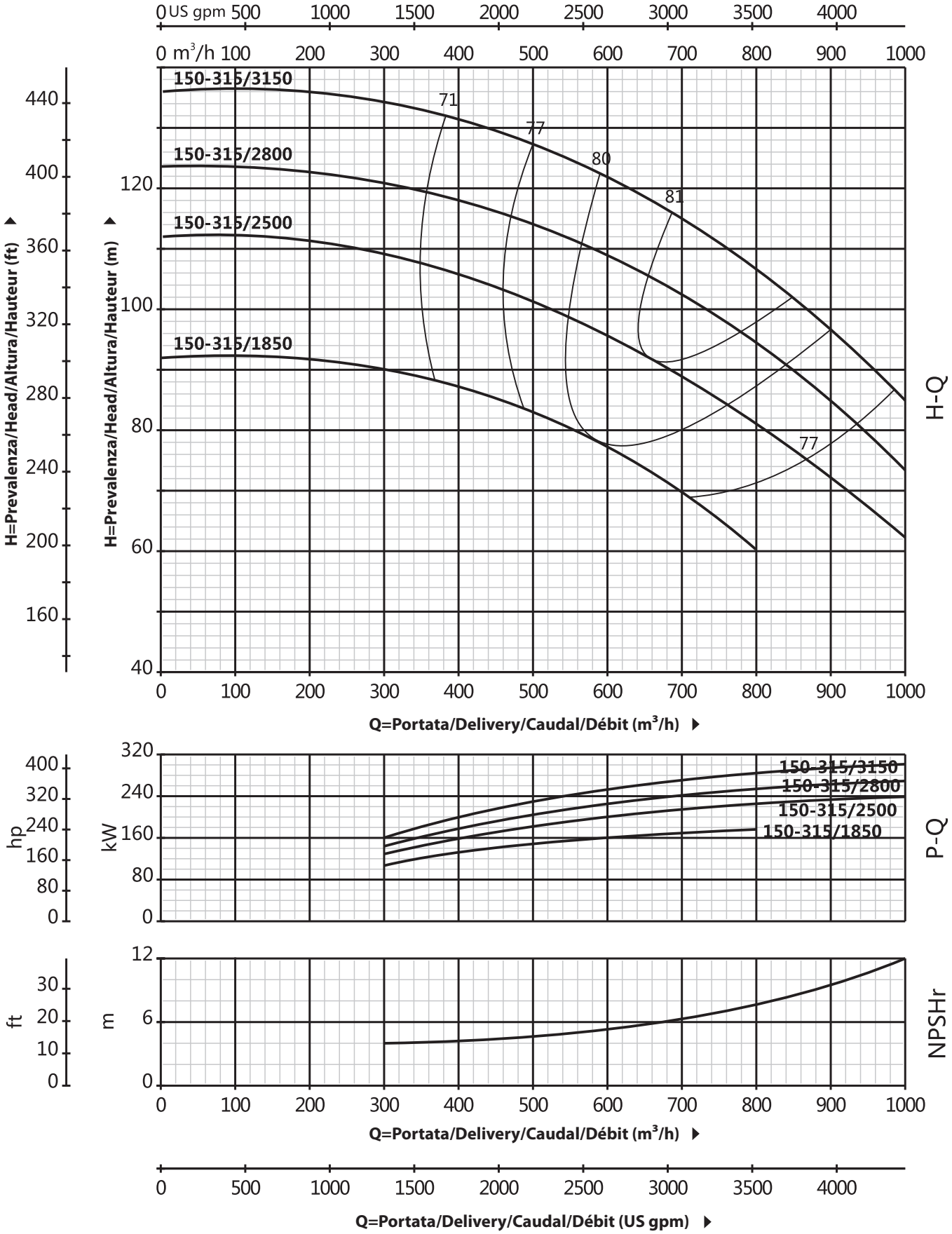

NOTES

QUADRA

MADE IN ITALY

www.quadra-italy.com

Clean

Civil

Industry

Fire

Agriculture



QBS4

Pompa centrifuga ad asse nudo a 4 poli
4 poles Bare Shaft centrifugal pump
Bomba centrífuga con eje libre de 4 polos
Pompe centrifuge à arbre nu à 4 pôles

60 Hz



Clean
Civil
Industry
Fire
Agriculture

QBS4 = Solo pompa
Pump only
Solo bomba
Pompe uniquement

QBSM4 = Pompa con motore e base
Pump with motor and base
Bomba con motor y base
Pompe avecmoteur et base

QBS4

n ≈ 1750 rpm

Pompa centrifuga ad asse nudo a 4 poli
4 poles Bare Shaft centrifugal pump
Bomba centrífuga con eje libre de 4 polos
Pompe centrifuge à arbre nu à 4 pôles

DESCRIZIONE/DESCRIPTION
DESCRIPCIONES/DESCRIPTION

Gamma completa di pompe ad aspirazione frontale ed albero nudo
Eccezionale affidabilità per il funzionamento per ogni applicazione
Motore ad alta efficienza IE3, con protezione IP55 classe F
Corpo pompa con vernice anticorrosiva
Cuscinetti NSK di qualità, tenuta meccanica resistente all'usura

A complete range of end suction and bare shaft pumps
Outstanding reliability for operation in any application
IE3 high efficient motor, with protection IP55 class F
Pump case with anti-corrosive coating
Quality NSK bearing, wear resistance mechanical seal

Una gama completa de bombas de aspiraciòn terminal y eje libre
Fiabilidad excepcional para el funcionamiento en cualquier aplicación
Motor IE3 de alta eficiencia, con protección IP55 clase F
Caja de bomba con revestimiento anticorrosivo.
Rodamiento NSK de calidad, sello mecánico resistente al desgaste.

Une gamme complète de pompes à aspiration en bout et à arbre nu
Fiabilité exceptionnelle pour un fonctionnement dans n'importe quelle application
Moteur IE3 à haut rendement, avec protection IP55 classe F
Corps de pompe avec revêtement anticorrosion
Roulement NSK de qualité, garniture mécanique résistante à l'usure

LIMITI DI UTILIZZO/USING LIMITS
LÍMITES UTILIZACIÓN/UTILISATION LIMITES

Temperatura del liquido tra -10 °C e +120 °C
Temperatura ambiente tra 0 °C e +50 °C
Pressione massima di esercizio 20 bar
Servizio continuo S1

Liquid temperature between -10 °C and +120 °C
Ambient temperature between -10 °C and +50°C
Max. working pressure 16 bar
Continuous service S1

Temperatura del líquido de -10 °C hasta +120 °C
Temperatura ambiente de -10 °C hasta +50°C
Presión máxima en el cuerpo de la bomba 16 bar
Funcionamiento continuo S1

Température du liquide entre -10 °C et +120 °C
Température ambiante entre -10 °C et +50 °C
Max. pression de service 16 bar
Service continu S1

APPLICAZIONI/APPLICATIONS/APLICACIONES/APPLICATIONS

L'ampia gamma di pompe ad albero nudo è compatibile con una varietà di aree applicative, incluse l'aspirazione d'acqua, il riscaldamento, i sistemi di pressurizzazione industriale, il trasporto di liquidi, l'aria condizionata, il raffreddamento centralizzato, l'irrigazione, l'antincendio ed altro ancora.

The wide range of bare shaft pumps is compatible with an array of application areas, including water intake, heating, industrial pressure boosting, industrial liquid transfer, air-conditioning, district cooling, irrigation, fire fighting, and many more.

La amplia gama de bombas con eje libre es compatibile con una serie de áreas de aplicación, incluyendo toma de agua, calefacción, aumento de presión industrial, transferencia de líquidos industriales, aire acondicionado, refrigeración urbana, riego, extinción de incendios y muchos más.

La large gamme de pompes à arbre nu est compatible avec un réseau de domaines d'application, notamment la prise d'eau, le chauffage, la surpression industrielle, transfert de liquides industriels, climatisation, refroidissement urbain, irrigation, lutte contre les incendies et bien d'autres encore.



Clean
Civil
Industry
Fire
Agriculture

QBSB4 = Solo pompa (in configurazione B del supporto cuscinetti)
Pump only (in type B bearing house)
Solo bomba (en soporte de rodamiento tipo B)
Pompe uniquement (dans une maison de roulement de type B)

QBSMB4 = Pompa con motore e base (in configurazione B del supporto cuscinetti)
Pump with motor and base (in type B bearing house)
Bomba con motor y base (en soporte de rodamiento tipo B)
Pompa avec moteur et base (dans une maison de roulement de type B)

QBS4

n ≈ 1750 rpm

Pompa centrifuga ad asse nudo a 4 poli
4 poles Bare Shaft centrifugal pump
Bomba centrífuga con eje libre de 4 polos
Pompe centrifuge à arbre nu à 4 pôles

CODICE MODELLO/MODEL CODE
CÓDIGO MODELO/CODE MODÈLE

Esempio/For example/Por ejemplo/Par exemple

QBS4 (QBSM4) 100-250/75

75= Potenza nominale (kw)x10
Rated power(kw)x10
Potencia nominal(kw)x10
Puissance nominale (kw) x10

250= Dimensioni nominali della girante (mm)
Nominal impeller size(mm)
Tamaño nominal del impulsor (mm)
Taille nominale de la roue (mm)

100= Dimensioni mandata (mm)
Discharge size(mm)
Tamaño de descarga (mm)
Taille de décharge (mm)

QBSM4 = Pompa con motore e base 1750 rpm
Pump with motor and base 1750 rpm
Bomba con motor y base 1750 rpm
Pompa avec moteur et base 1750 rpm

QBSMB4 = Pompa con motore e base 1750 rpm
(in configurazione B del supporto cuscinetti)
Pump with motor and base 1750 rpm (in type B bearing house)
Bomba con motor y base 1750 rpm
(en soporte de rodamiento tipo B)
Pompa avec moteur et base 1750 rpm
(dans une maison de roulement de type B)

QBS4 = Solo pompa a 1750 rpm
Pump only 1750 rpm
Solo bomba 1750 rpm
Pompe uniquement 1750 rpm

QBSB4 = Solo pompa a 1750 rpm(in configurazione B del supporto cuscinetti)
Pump only 1750 rpm (in type B bearing house)
Solo bomba 1750 rpm (en soporte de rodamiento tipo B)
Pompe uniquement 1750 rpm (dans une maison de roulement de type B)

RANGE DI POTENZA E PRESTAZIONI
POWER AND PERFORMANCE RANGE
RANGO DE POTENCIA Y PRESTACIONES
PLAGE DE PUISSANCE ET DE PERFORMANCES

HP/KW	1.5-340/1.1-250
Q	24÷1500 m³/h
H	3÷70 m

QBS4

DESCRIZIONE MATERIALE/MATERIAL DESCRIPTION/DESCRIPCIÓN DE MATERIAL/DESCRIPTION DU MATÉRIEL

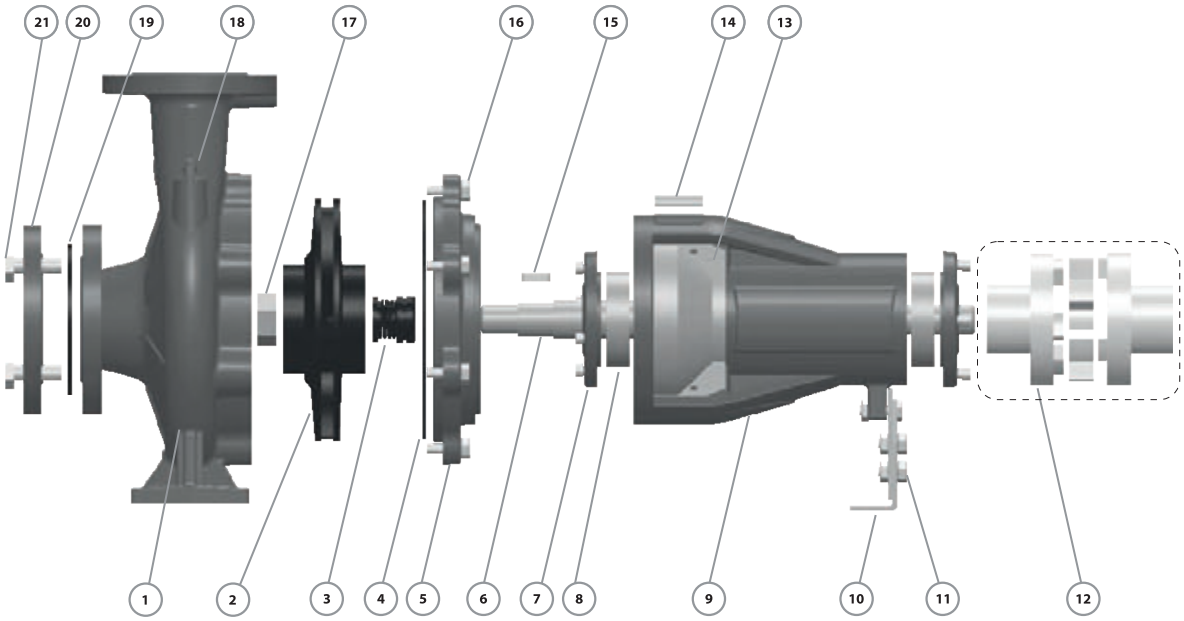

No.	Descrizione/Description Descripción/Description	Materiale/Material Material/Matériel
1	Corpo pompa Pump Case Cuerpo de bomba Boîtier de pompe	Ghisa Cast Iron Fundición Fonte
2	Girante Impeller Impulsor Roue	AISI 304/Ghisa AISI 304/Cast Iron AISI 304/Fundición AISI 304/Fonte
3	Tenuta meccanica Mechanical Seal Cierre Mecánico Sceller	SiC-Grafite-AISI 304 SiC-Carbon-AISI 304 SiC-Grafito-AISI 304 SiC-Carbon-AISI 304
4	Guarnizione O-ring Junta Tórica Joint Torique	Gomma Rubber Caucho Caoutchouc
5	Connessione Connection Conexión Lien	Ghisa Cast Iron Fundición Fonte
6	Albero Shaft Eje Arbre	AISI 304 - Acciaio C45 AISI 304 – C45 Steel AISI 304 – Acero C45 AISI 304 – Acier C45
7	Coperchio del cuscinetto Bearing Cover Tapa Rodamiento Couverc de palier	Ghisa Cast Iron Fundición Fonte
8	Cuscinetto Bearing Cojinete Palier	Cuscinetto a sfera Ball bearing Bola rodamiento Roulement bille
9	Corpo di sostegno Support Case Cuerpo Soporte Cas de Suport	Ghisa Cast Iron Fundición Fonte

No.	Descrizione/Description Descripción/Description	Materiale/Material Material/Matériel
10	Piede supporto Support Foot Soporte Pie Pied Support	Ferro Iron Hierro Le fer
11	Dado Piede Foot Bolt Perno Boulon de piedre	Ferro Iron Hierro Le fer
12	Giunto (opzionale) Coupling (Optional) Union (Opcional) Accouplement (Facultatif)	Acciaio Steel Acero Acier
13	Chiusura Corpo Case Cover Tapa Cuerpo Housse de protection	AISI 304
14	Targhetta Nameplate Letrero Plaque Signalétique	Alluminio Aluminium Aluminio Aluminium
15	Chiavetta Girante Impeller Key Chaveta Clé	Ferro Iron Hierro Le fer
16	Bullone di connessione Connection Bolt Perno Boulon de connexion	Acciaio Steel Acero Acier
17	Dado Girante Impeller Nut Nuez Noix	Acciaio Galvanizzato Galvanized Steel Acero Galvanizado Acier Galvanisé
18	Valvola di sicurezza Release valve Tapón Cebado Soupape de décharge	Ottone Brass Bronce Laiton

No.	Descrizione/Description Descripción/Description	Materiale/Material Material/Matériel
19	Tenuta Gasket Empague Joint	Gomma Rubber Caucho Caoutchouc
20	Controflangia Counter Flange Contra Brida Contre Bride	Acciaio Galvanizzato Galvanized Steel Acero Galvanizado Acier Galvanisé
21	Bullone Flangia Flange Bolt Perno de brida Boulon à Bride	Acciaio Steel Acero Acier

QBS4 65

DATI TECNICI/TECHNICAL DATA/DATOS TÉCNICOS/DONNÉES TECHNIQUES

60 Hz n=1750 rpm

MODELLO/MODEL MODELO/MODÈLE QBS4	DN mm	Implr Φ mm	Potenza Power Potencia Puissance kw	hp	Q=Portata/Delivery/Caudal/Débit us gpm 0	106	119	132	159	185	198	220	264	317	370	396	423	476	617	661	881	1101
					l/min 0	400	450	500	600	700	750	833	1000	1200	1400	1500	1600	1800	2333	2500	3333	4167
					m³/h 0	24	27	30	36	42	45	50	60	72	84	90	96	108	140	150	200	250
					H=Prevalenza/Head/Altura/Hauteur (m)																	
65-160/11	80x65	129	1.1	1.5	8	7.5	7.4	7.3	7	6.6	6.3	5.8	4.8	3.4	-	-	-	-	-	-	-	-
65-160/15	80x65	136	1.5	2	9	8.5	8.4	8.3	8	7.6	7.4	6.9	6	4.6	-	-	-	-	-	-	-	-
65-160/22	80x65	152	2.2	3	10.3	9.9	9.9	9.8	9.5	9.2	9	8.6	7.8	6.5	5	-	-	-	-	-	-	-
65-200/15	80x65	158	1.5	2	10	-	-	9.6	9.1	8.5	8.2	7.6	6.4	4.6	-	-	-	-	-	-	-	-
65-200/22	80x65	164	2.2	3	12.4	-	-	12.2	11.8	11.3	11	10.4	9.3	7.6	-	-	-	-	-	-	-	-
65-200/30	80x65	176	3	4	14.4	-	-	14.3	13.8	13.4	13.1	12.5	11.3	9.6	7.5	-	-	-	-	-	-	-
65-250/30	80x65	187	3	4	15.4	-	-	14.6	13.9	13.1	12.6	11.6	9.7	6.7	-	-	-	-	-	-	-	-
65-250/40	80x65	203	4	5.5	19	-	-	18.3	17.8	17.2	16.9	16.1	14.4	11.7	-	-	-	-	-	-	-	-
65-250/55	80x65	214	5.5	7.5	22.3	-	-	21.3	20.9	20.3	19.9	19.2	17.7	15.1	12	-	-	-	-	-	-	-
65-315/40	80x65	217	4	5.5	18.6	-	-	17.9	17.3	16.7	16.2	15.2	13.3	-	-	-	-	-	-	-	-	-
65-315/55	80x65	232	5.5	7.5	22.1	-	-	-	21.2	20.6	20.2	19.2	17.3	14	-	-	-	-	-	-	-	-
65-315/75	80x65	249	7.5	10	26.5	-	-	-	25.6	25.2	24.9	24.3	23	20.8	17.6	-	-	-	-	-	-	-
65-315/110	80x65	267	11	15	34.8	-	-	-	34.2	33.9	33.7	33.2	32.1	30.2	27.4	25.6	23.7	18.7	-	-	-	-
65-315/150	80x65	272	15	20	40	-	-	-	39.4	39.1	38.9	38.4	37.3	35.4	32.6	30.8	28.9	23.9	-	-	-	-

QBS4 65

DIMENSIONI E PESO/DIMENSIONS AND WEIGHT/DIMENSIONES Y PESOS/DIMENSIONS ET POIDS

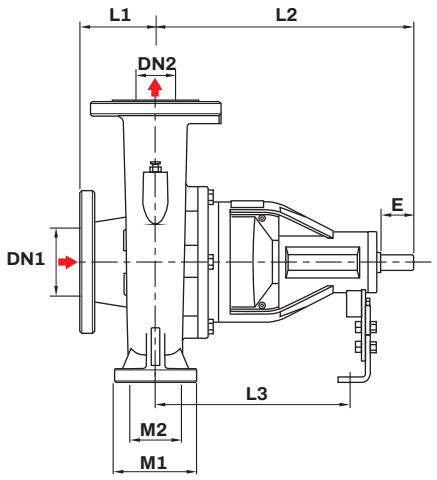

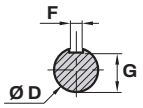

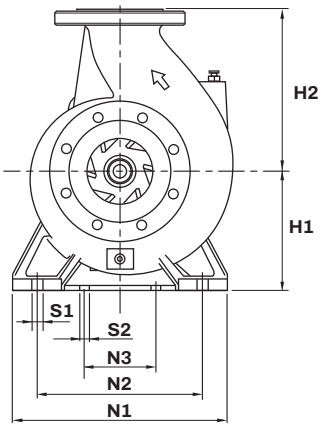

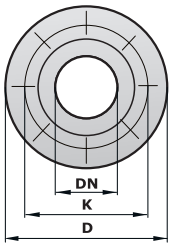

DN	D mm	K mm	HOLES N	HOLES Φmm
65	185	145	4	18

MODELLO/MODEL MODELO/MODÈLE QBS4	DIMENSIONI/DIMENSIONS/DIMENSIONES/DIMENSIONS (mm) DN1	DN2	L1	L2	L3	M1	M2	E	F	G	ϕD	H1	H2	N1	N2	N3	S1	S2	kg 3-ph
65-125	80	65	102	377	273	125	95	50	8	20	24	102	182	280	212	80	16	14	42
65-160	80	65	111	398	309	125	95	50	8	20	24	185	230	309	232	110	16	14	45
65-200	80	65	111	423	327	125	95	50	8	20	24	185	240	309	232	110	16	14	50
65-250	80	65	116	487	352	125	95	80	10	27	32	200	260	327	250	110	16	14	71
65-315	80	65	116	500	354	135	95	80	10	27	32	250	293	422	320	120	18	22	98

QBS4 65-160

CURVA DI PRESTAZIONE/PERFORMANCE CURVE/CURVA DE RENDIMIENTO/COURBE DE PERFORMANCE

60 Hz n=1750 rpm

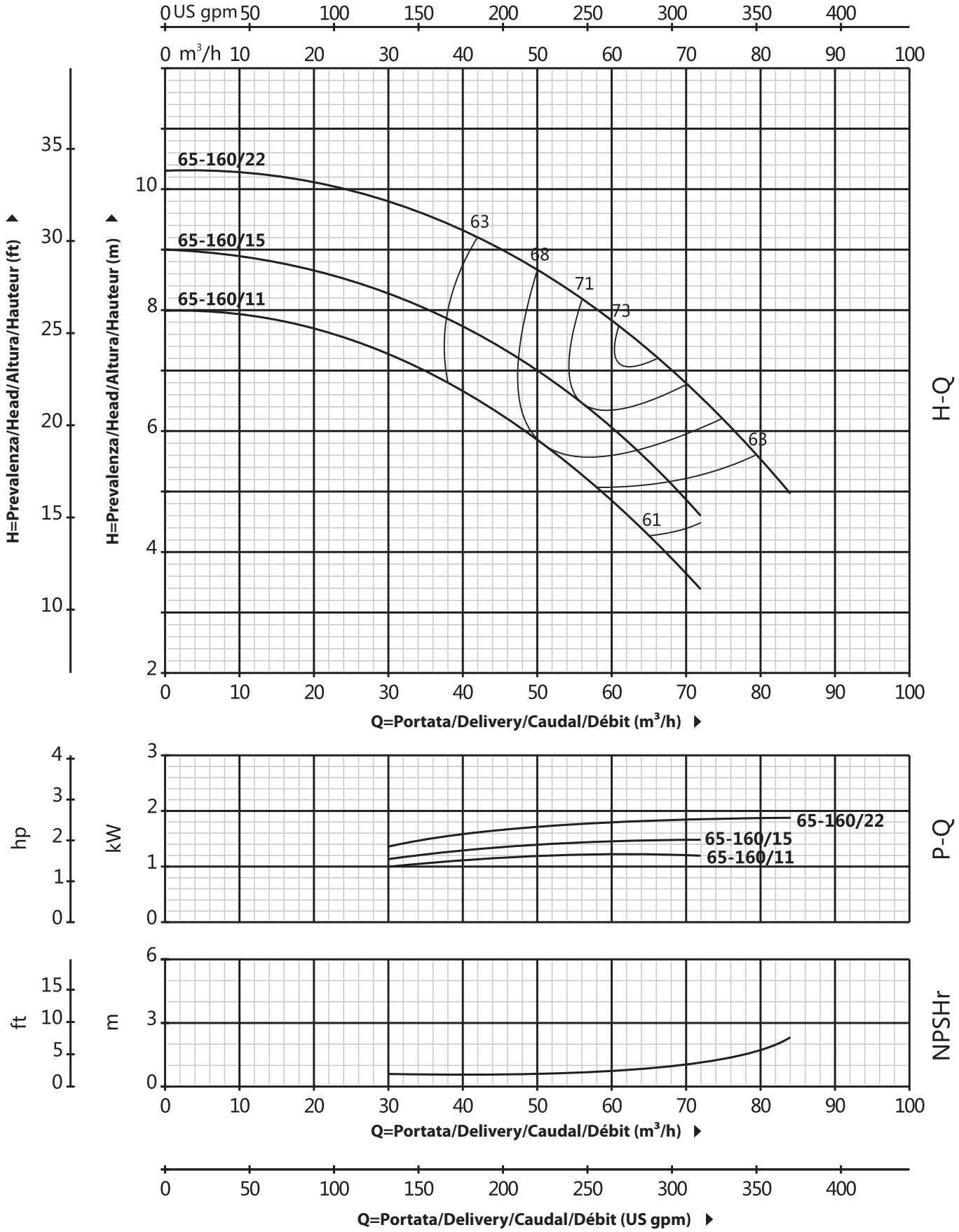

QBS4 65-200

CURVA DI PRESTAZIONE/PERFORMANCE CURVE/CURVA DE RENDIMIENTO/COURBE DE PERFORMANCE

60 Hz n=1750 rpm

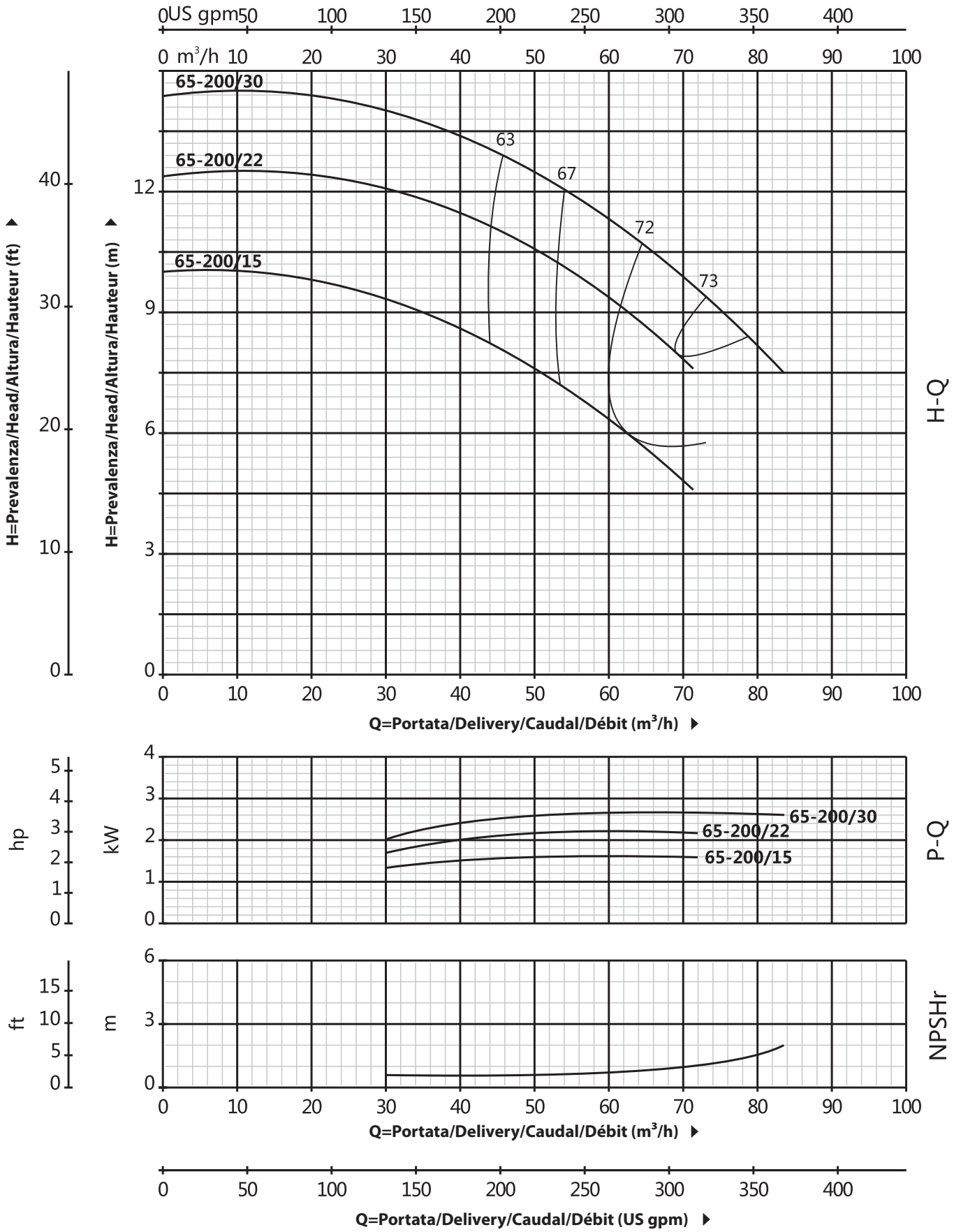

QBS4 65-250

CURVA DI PRESTAZIONE/PERFORMANCE CURVE/CURVA DE RENDIMIENTO/COURBE DE PERFORMANCE

60 Hz n=1750 rpm

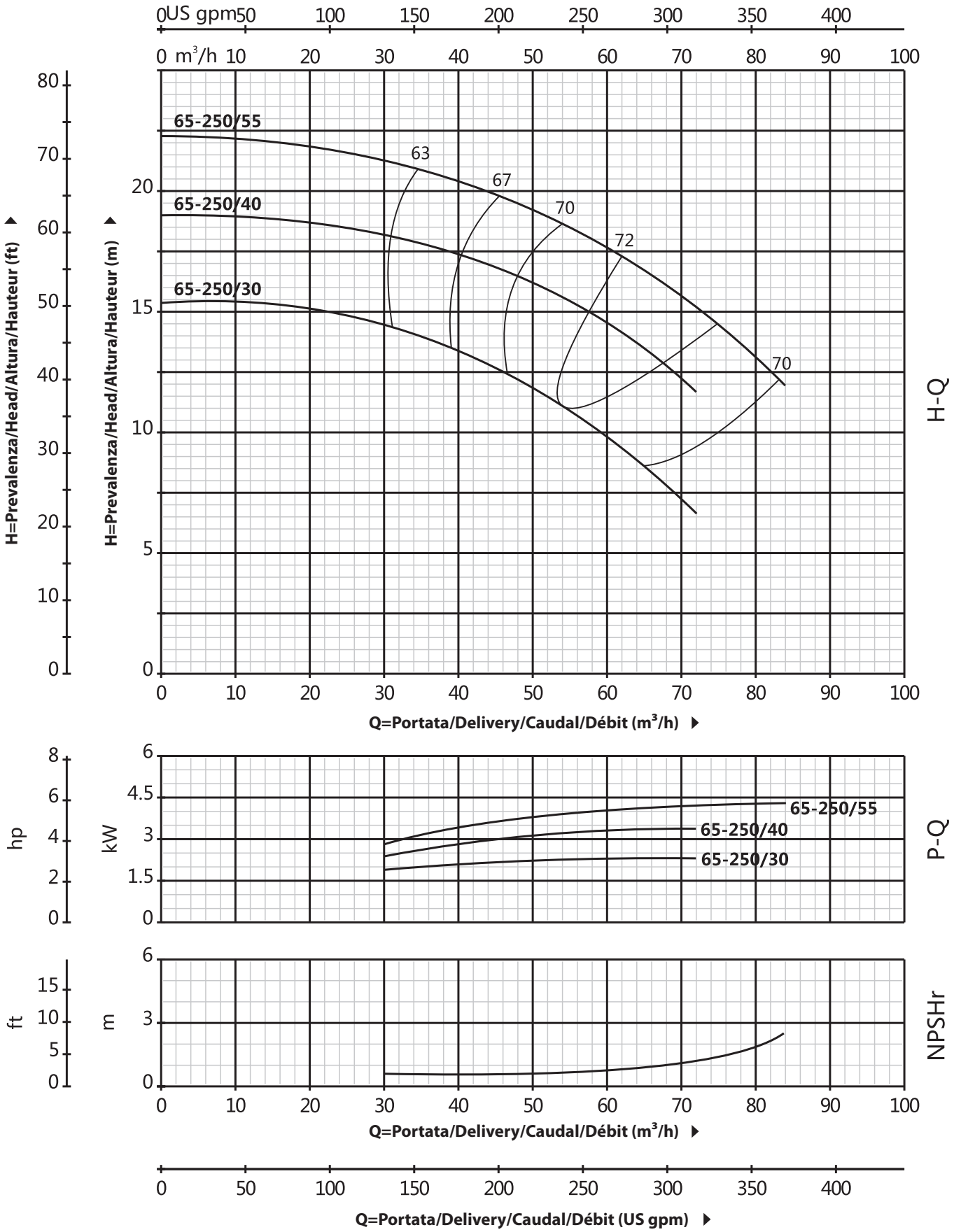

QBS4 65-315

CURVA DI PRESTAZIONE/PERFORMANCE CURVE/CURVA DE RENDIMIENTO/COURBE DE PERFORMANCE

60 Hz n=1750 rpm

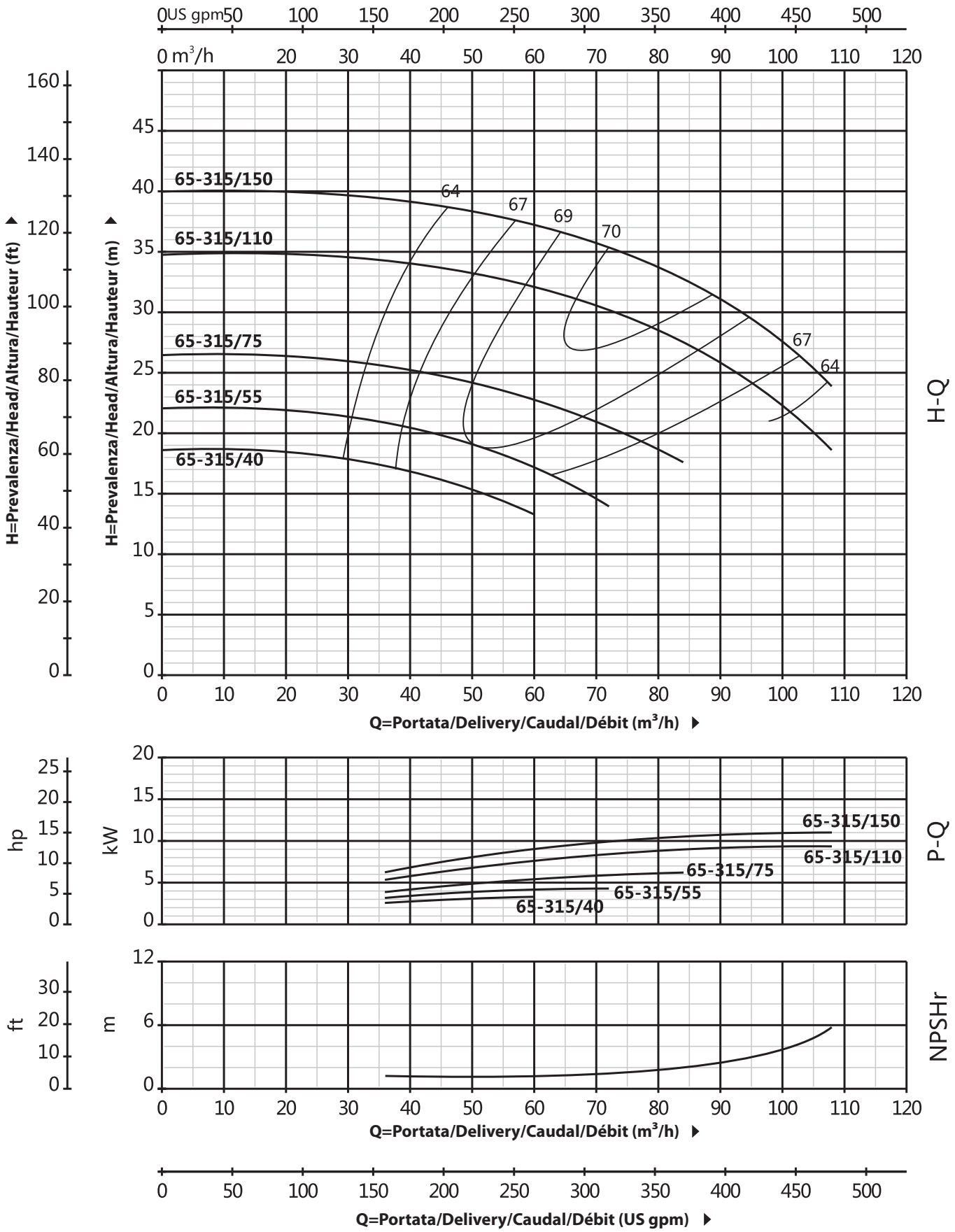

QBS4 80

DATI TECNICI/TECHNICAL DATA/DATOS TÉCNICOS/DONNÉES TECHNIQUES

60 Hz n=1750 rpm

MODELLO/MODEL MODELO/MODÈLE QBS4	DN mm	Implr Φ mm	Potenza Power Potencia Puissance kw	hp	Q=Portata/Delivery/Caudal/Débit us gpm 0	106	119	132	159	185	198	220	264	317	370	396	423	476	617	661	881	1101
					l/min 0	400	450	500	600	700	750	833	1000	1200	1400	1500	1600	1800	2333	2500	3333	4167
					m³/h 0	24	27	30	36	42	45	50	60	72	84	90	96	108	140	150	200	250
					H=Prevalenza/Head/Altura/Hauteur (m)																	
80-160/15	100x80	139	1.5	2	7.5	-	-	-	-	-	7.1	6.9	6.4	5.5	4.6	4.1	3.5	-	-	-	-	-
80-160/22	100x80	158	2.2	3	9	-	-	-	-	-	8.6	8.4	8	7.4	6.6	6.2	5.7	5	-	-	-	-
80-200/30	100x80	158	3	4	11.8	-	-	-	-	-	11	10.7	10.1	9.2	8	7.3	6.6	-	-	-	-	-
80-200/40	100x80	178	4	5.5	14.2	-	-	-	-	-	13.8	13.6	13.3	12.4	11.3	10.7	10	9	-	-	-	-
80-250/40	100x80	188	4	5.5	17	-	-	-	-	-	16	15.6	14.8	13.2	11.4	10.2	9	-	-	-	-	-
80-250/55	100x80	199	5.5	7.5	20.5	-	-	-	-	-	19.5	19.1	18.4	17.2	15.5	14.5	13.5	11.1	-	-	-	-
80-250/75	100x80	214	7.5	10	24	-	-	-	-	-	23.5	23.2	22.5	21.3	19.9	19	18.1	16	-	-	-	-
80-250/110	100x80	229	11	15	28.2	-	-	-	-	-	27.5	27.2	26.5	25.3	23.9	23	22.1	20	15	-	-	-
80-315/55	100x80	212	5.5	7.5	19.7	-	-	-	-	-	19.1	18.8	18.1	16.8	15	13.9	12.8	10.1	-	-	-	-
80-315/75	100x80	224	7.5	10	24.6	-	-	-	-	-	23.9	23.6	23	21.9	20.4	19.5	18.6	16.3	-	-	-	-
80-315/110	100x80	241	11	15	29.9	-	-	-	-	-	29.4	29.2	28.8	28.1	27	26.3	25.5	23.6	16.5	13.5	-	-
80-315/150	100x80	272	15	20	36.8	-	-	-	-	-	36.4	36.1	35.6	34.7	33.6	33	32.4	30.9	25.3	23	-	-
80-400/185	100x80	278	18.5	25	40.3	-	-	-	-	-	39.7	39.5	39.1	38.4	37.3	36.6	35.9	34.1	27.3	24.5	-	-
80-400/220	100x80	295	22	30	45.1	-	-	-	-	-	44.6	44.5	44.2	43.6	42.6	42	41.4	39.8	33.4	30.7	-	-
80-400/300	100x80	320	30	40	55.1	-	-	-	-	-	54.7	54.6	54.4	54	53.3	52.8	52.2	50.9	45.4	43.2	-	-
80-400/370	100x80	329	37	50	59	-	-	-	-	-	58.7	58.6	58.4	58	57.3	56.8	56.2	54.9	49.4	47.2	37.5	-

QBS4 80

DIMENSIONI E PESO/DIMENSIONS AND WEIGHT/DIMENSIONES Y PESOS/DIMENSIONS ET POIDS

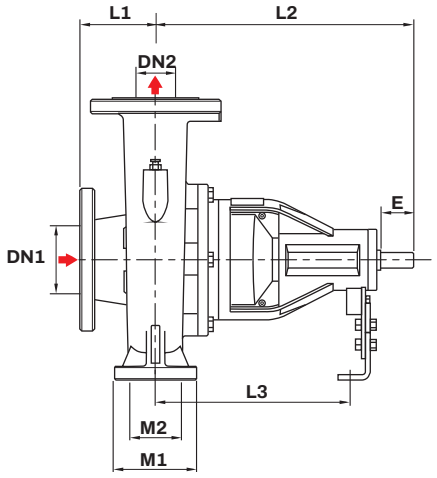

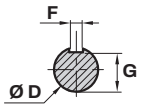

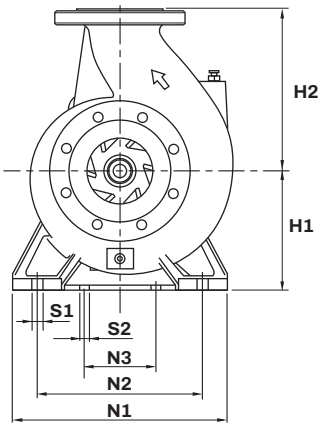

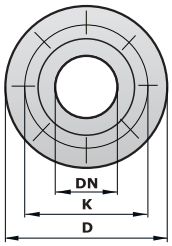

DN	D mm	K mm	HOLES N	HOLES Φmm
80	200	160	8	18

MODELLO/MODEL MODELO/MODÈLE QBS4	DIMENSIONI/DIMENSIONS/DIMENSIONES/DIMENSIONS (mm) DN1	DN2	L1	L2	L3	M1	M2	E	F	G	ϕD	H1	H2	N1	N2	N3	S1	S2	kg 3-ph
80-125	100	80	118	377	273	125	95	50	8	20	24	162	194	280	212	80	16	14	46
80-160	100	80	118	398	309	125	95	50	8	20	24	185	249	332	255	110	16	14	48
80-200	100	80	118	484	353	125	95	80	10	27	32	200	260	321	244	110	16	14	65
80-250	100	80	130	500	359	135	95	80	10	27	32	248	287	402	310	120	18	22	79
80-315	100	80	130	535	365	135	95	110	12	37	42	250	308	442	340	120	18	22	118
80-400	100	80	148.5	340.5	376	200	140	110	12	37	42	280	360	465	354	120	22	22	150

QBS4 80-160

CURVA DI PRESTAZIONE/PERFORMANCE CURVE/CURVA DE RENDIMIENTO/COURBE DE PERFORMANCE

60 Hz n=1750 rpm

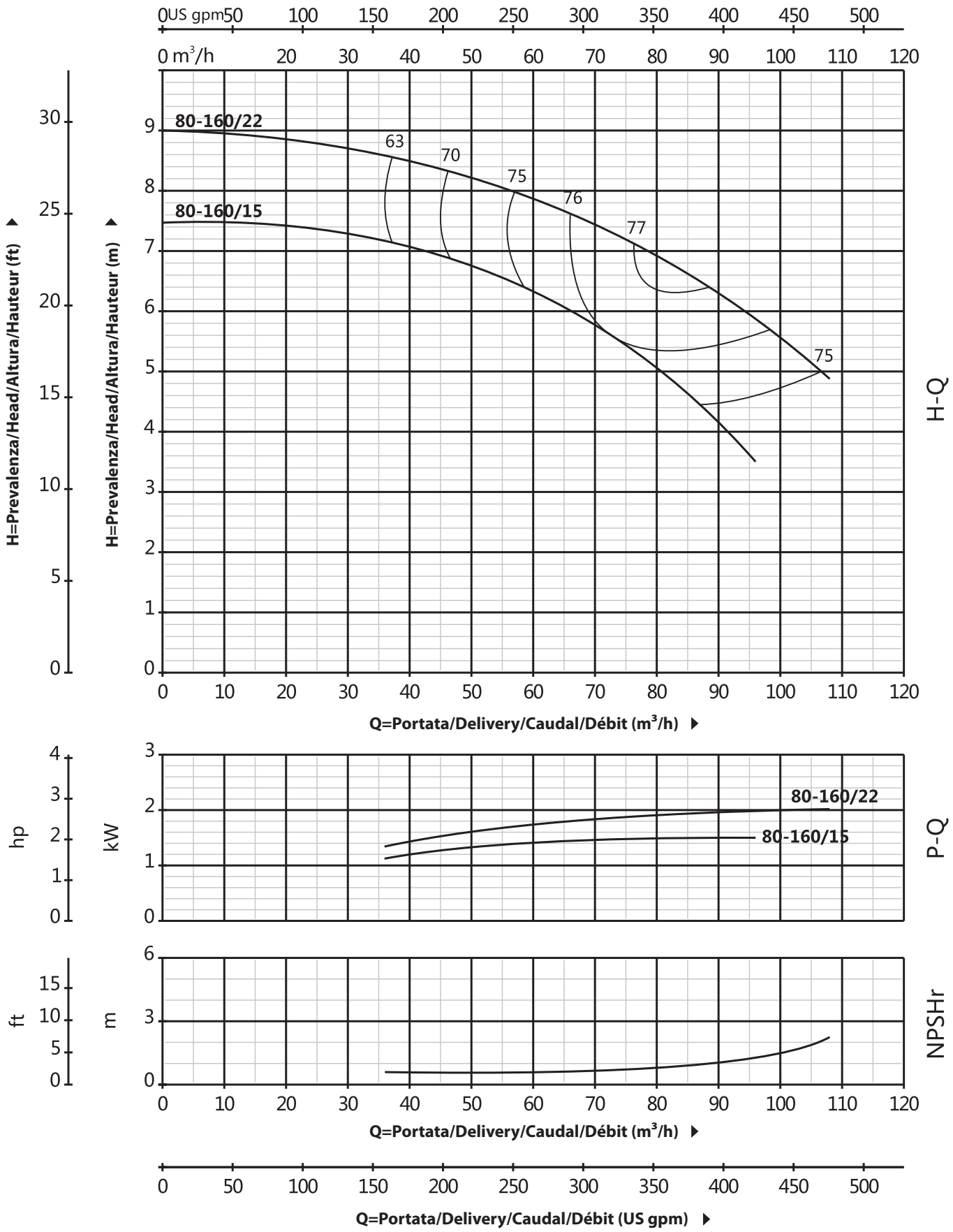

QBS4 80-200

CURVA DI PRESTAZIONE/PERFORMANCE CURVE/CURVA DE RENDIMIENTO/COURBE DE PERFORMANCE

60 Hz n=1750 rpm

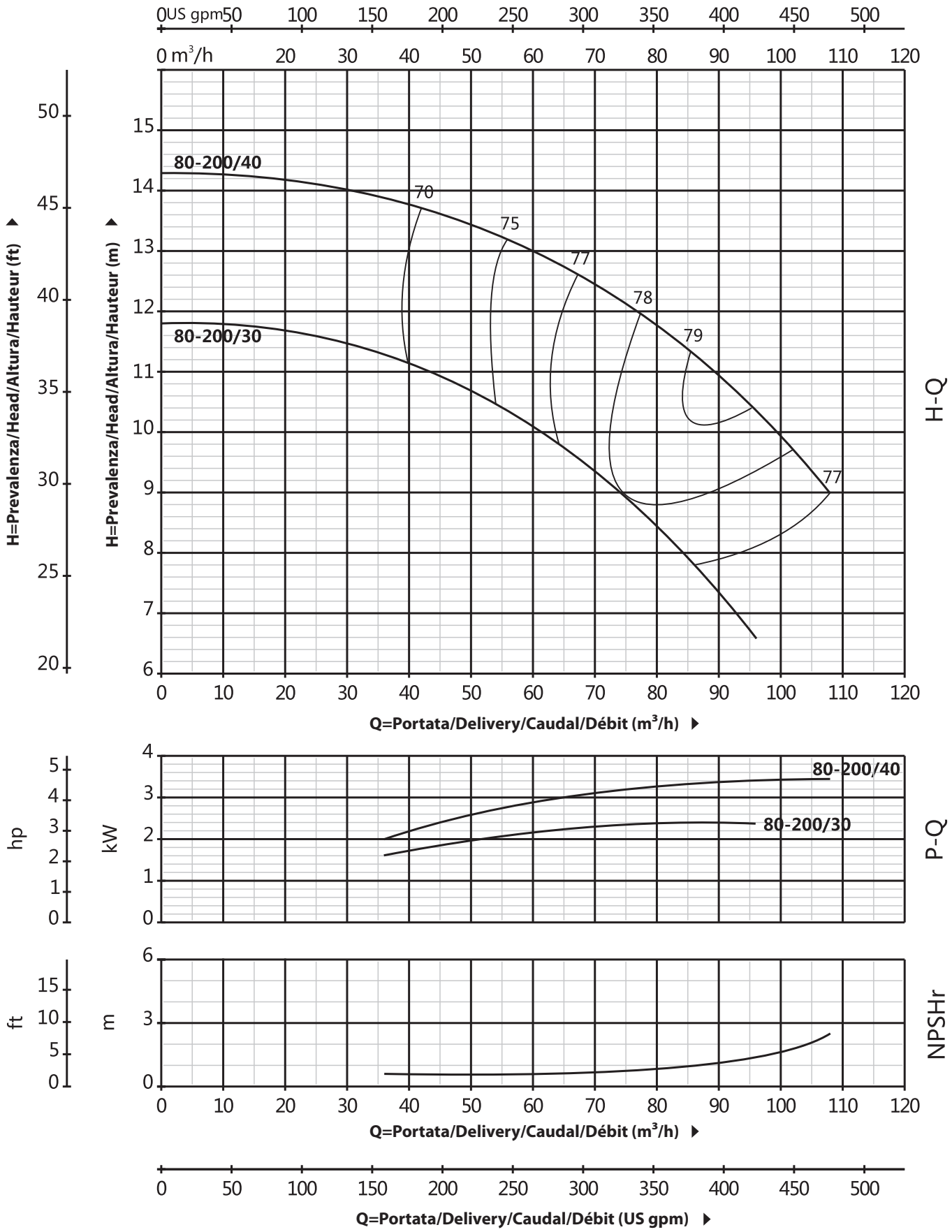

QBS4 80-250

CURVA DI PRESTAZIONE/PERFORMANCE CURVE/CURVA DE RENDIMIENTO/COURBE DE PERFORMANCE

60 Hz n=1750 rpm

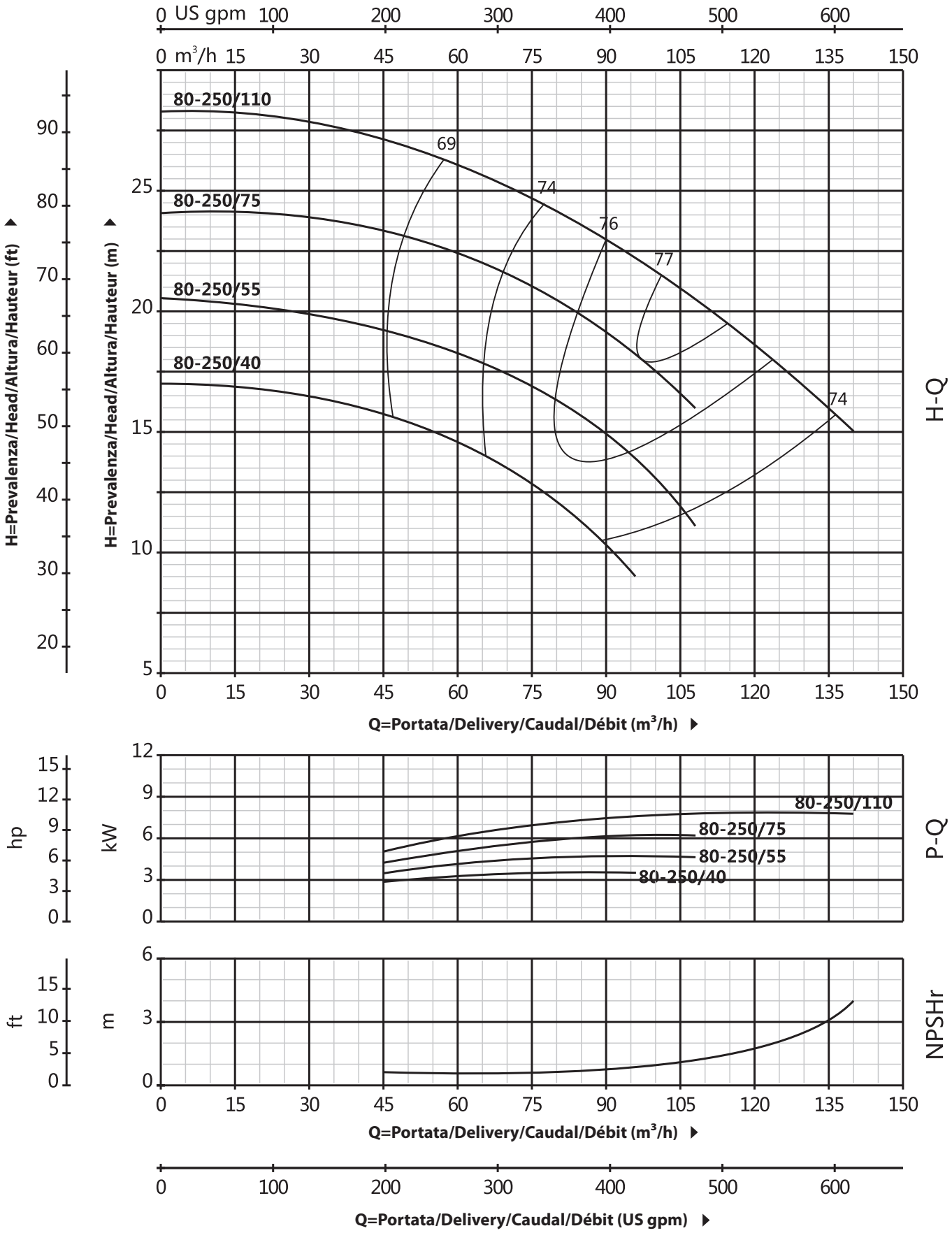

QBS4 80-315

CURVA DI PRESTAZIONE/PERFORMANCE CURVE/CURVA DE RENDIMIENTO/COURBE DE PERFORMANCE

60 Hz n=1750 rpm

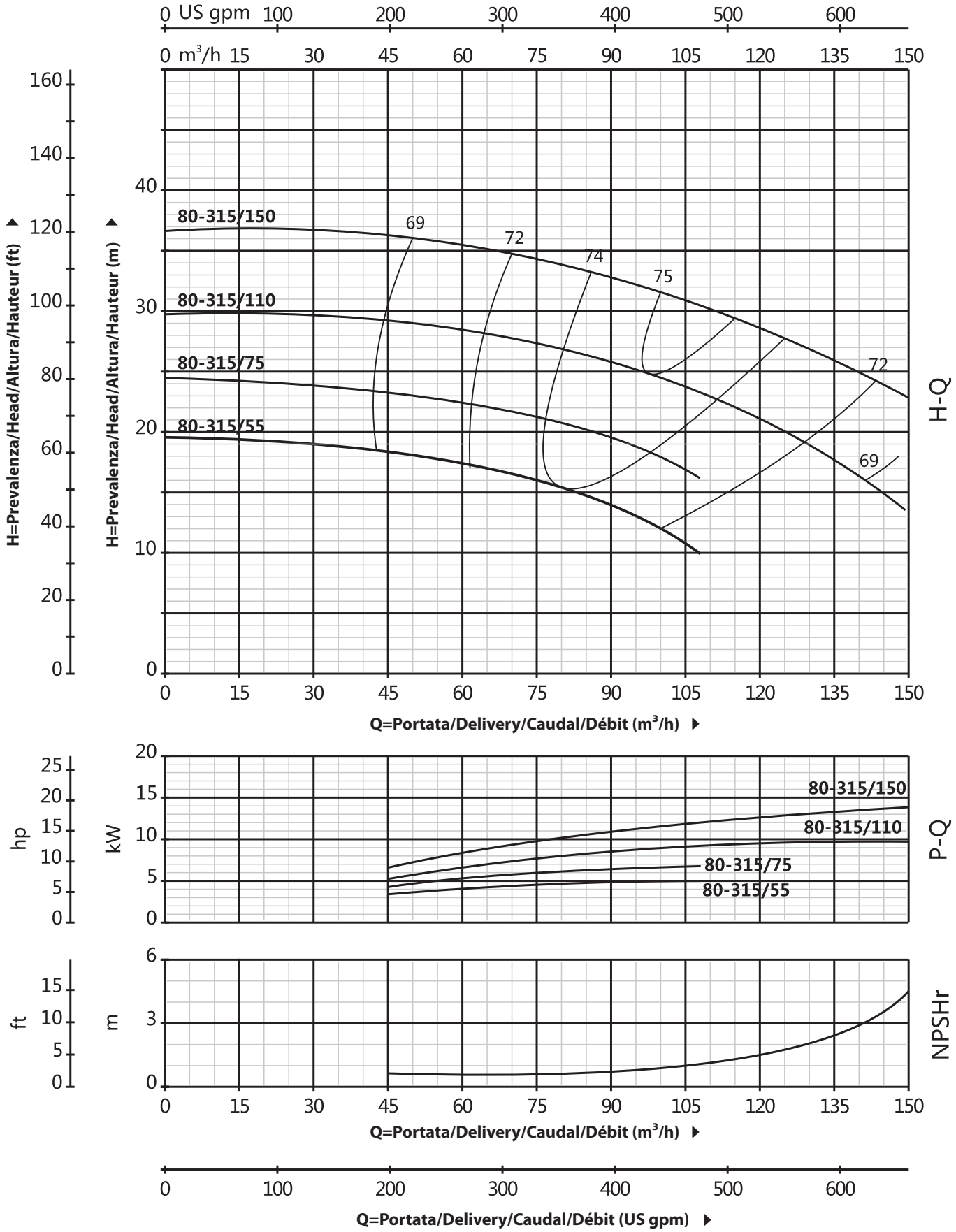

QBS4 80-400

CURVA DI PRESTAZIONE/PERFORMANCE CURVE/CURVA DE RENDIMIENTO/COURBE DE PERFORMANCE

60 Hz n=1750 rpm

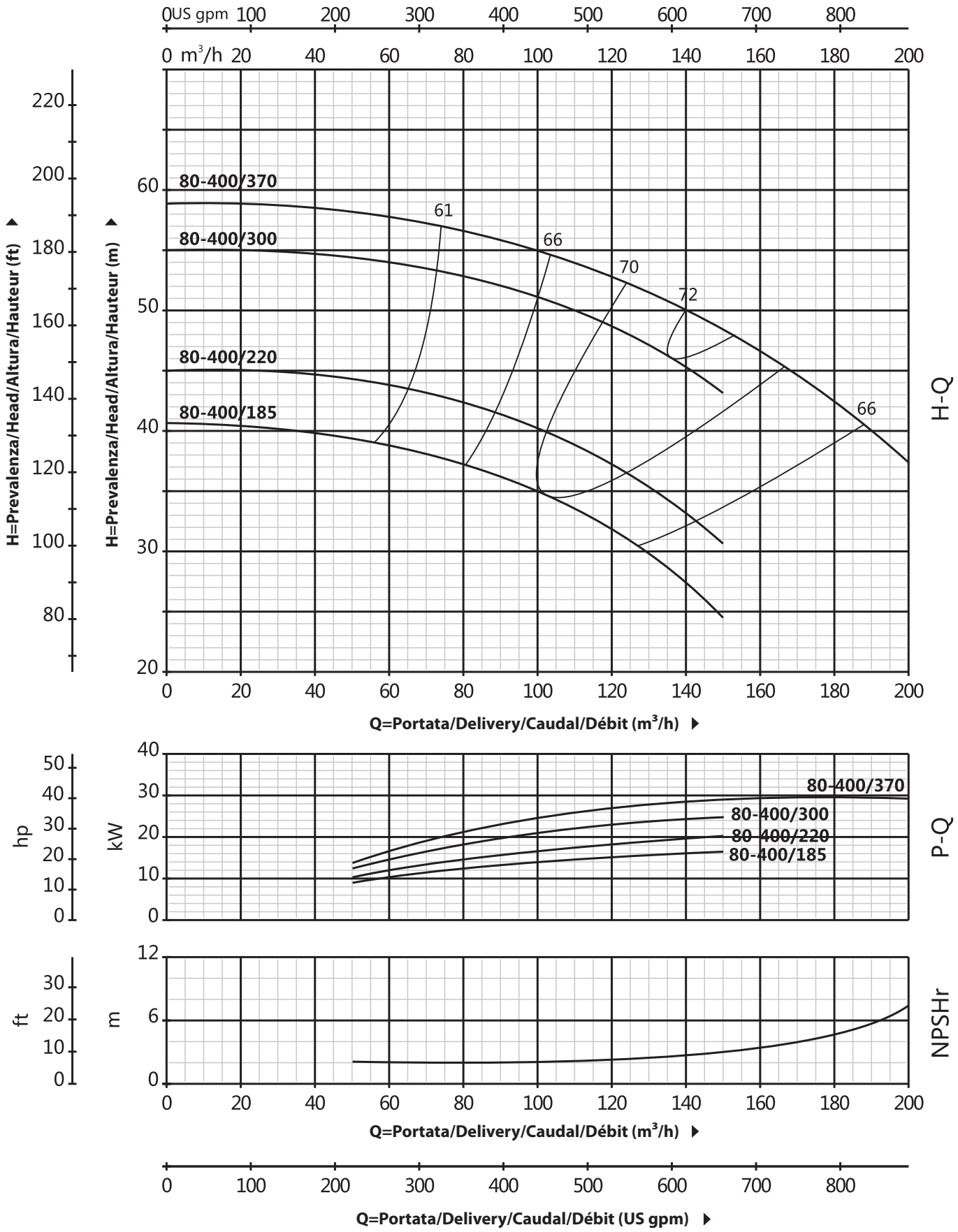

QBS4 100

DATI TECNICI/TECHNICAL DATA/DATOS TÉCNICOS/DONNÉES TECHNIQUES

60 Hz n=1750 rpm

MODELLO/MODEL MODELO/MODÈLE QBS4	DN mm	Implr Φ mm	Potenza Power Potencia Puissance kw	hp	Q=Portata/Delivery/Caudal/Débit us gpm	0	106	119	132	159	185	198	220	264	317	370	396	423	476	617	661	881	1101
					l/min	0	400	450	500	600	700	750	833	1000	1200	1400	1500	1600	1800	2333	2500	3333	4167
					m³/h	0	24	27	30	36	42	45	50	60	72	84	90	96	108	140	150	200	250
					H=Prevalenza/Head/Altura/Hauteur (m)																		
100-160/22	125x100	116	2.2	3	5.9	-	-	-	-	-	5.8	5.7	5.5	5.3	5	4.9	4.6	4.3	-	-	-	-
100-160/30	125x100	137	3	4	8.2	-	-	-	-	-	8.1	8	7.9	7.6	7.3	7.2	6.9	6.5	5.1	-	-	-
100-160/40	125x100	158	4	5.5	11.5	-	-	-	-	-	11.5	11.4	11.2	10.9	10.6	10.5	10.2	9.8	8.4	7.8	-	-
100-200/40	125x100	154	4	5.5	11.8	-	-	-	-	-	11.7	11.6	11.4	11	10.5	10.3	9.7	9.1	6.8	5.9	-	-
100-200/55	125x100	162	5.5	7.5	13.3	-	-	-	-	-	13.2	13.2	13	12.7	12.4	12.3	12	11.5	9.6	8.8	5.7	-
100-200/75	125x100	174	5.5	7.5	14.8	-	-	-	-	-	14.7	14.7	14.5	14.2	13.9	13.8	13.5	13	11.1	10.3	7.2	-
100-200/92	125x100	181	9.2	12.5	16.5	-	-	-	-	-	16.4	16.4	16.2	15.9	15.6	15.5	15.2	14.7	12.8	12	8.9	-
100-250/55	125x100	183	5.5	7.5	15.9	-	-	-	-	-	15.8	15.7	15.5	14.9	14.4	14.1	13.4	12.5	9.2	7.9	-	-
100-250/75	125x100	199	7.5	10	19.5	-	-	-	-	-	19.5	19.4	19.2	18.8	18.3	18.1	17.6	16.9	14	12.7	-	-
100-250/110	125x100	213	11	15	24.3	-	-	-	-	-	24.3	24.2	24.1	23.7	23.3	23.1	22.7	22.1	19.7	18.6	11.4	-
100-250/150	125x100	224	15	20	27.8	-	-	-	-	-	27.8	27.7	27.6	27.2	26.8	26.6	26.2	25.6	23.2	22.1	14.9	-
100-315/150	125x100	232	15	20	28	-	-	-	-	-	-	27.8	27.6	27.2	26.9	26.7	26.2	25.6	23.1	22.1	14.9	-
100-315/185	125x100	249	18.5	25	31	-	-	-	-	-	-	30.8	30.6	30.2	29.9	29.7	29.2	28.6	26.1	25.1	17.9	-
100-315/220	125x100	261	22	30	35	-	-	-	-	-	-	34.4	34.2	33.8	33.5	33.3	32.8	32.2	30	29	24	17.3
100-315/300	125x100	272	30	40	37	-	-	-	-	-	-	36.8	36.7	36.4	36.1	35.9	35.5	35.1	33.2	32.4	28	21.3
100-400/300	125x100	297	30	40	46.4	-	-	-	-	-	-	-	46	46	46	46	45	44	42	40	29.6	-
100-400/370	125x100	314	37	50	51.8	-	-	-	-	-	-	-	51.3	51.2	51.1	51	50.5	49.5	47.5	46	37.3	-
100-400/450	125x100	329	45	60	57.1	-	-	-	-	-	-	-	56.7	56.4	56.1	56	56	55	53	52	45	32.1
100-400/550	125x100	349	55	75	64	-	-	-	-	-	-	-	63.7	63.4	63.1	63	63	62	60	59	52	39.1

QBS4 100

DIMENSIONI E PESO/DIMENSIONS AND WEIGHT/DIMENSIONES Y PESOS/DIMENSIONS ET POIDS

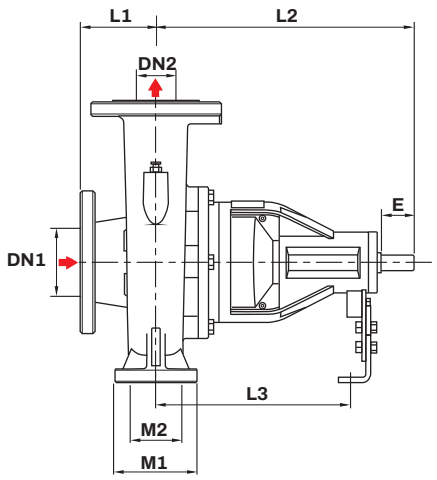

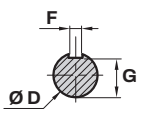

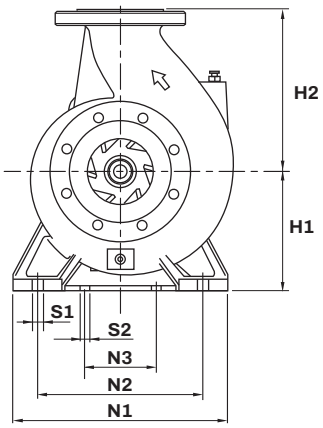

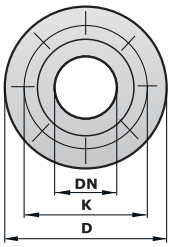

DN	D mm	K mm	HOLES N	HOLES Φmm
100	220	180	8	18

MODELLO/MODEL MODELO/MODÈLE QBS4	DIMENSIONI/DIMENSIONS/DIMENSIONES/DIMENSIONS (mm) DN1	DN2	L1	L2	L3	M1	M2	E	F	G	ϕD	H1	H2	N1	N2	N3	S1	S2	kg 3-ph
100-160	125	100	130	399	239	140	110	50	8	20	24	183	248	339	262	110	16	14	55
100-200	125	100	140	497	365	145	115	80	10	27	32	223	303	401	324	110	16	14	75
100-250	125	100	140	505	363	135	95	80	10	27	32	250	328	402	310	120	18	22	88
100-315	125	100	140	541	370	135	95	110	12	37	42	280	329	482	380	120	18	22	116
100-400	125	100	140	545	374	200	140	110	12	37	42	380	355	505	398	120	24	22	178

QBS4 100-160

CURVA DI PRESTAZIONE/PERFORMANCE CURVE/CURVA DE RENDIMIENTO/COURBE DE PERFORMANCE

60 Hz n=1750 rpm

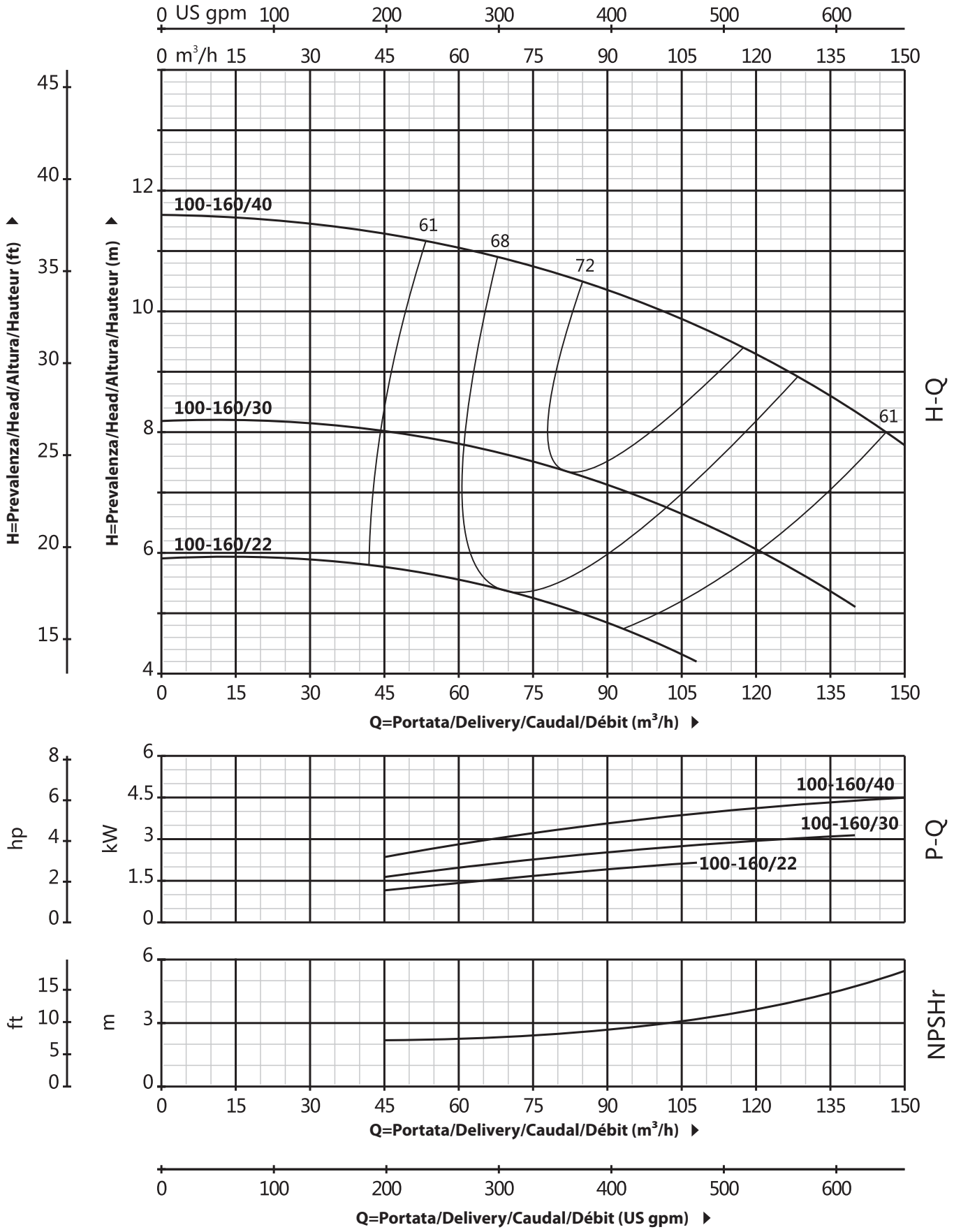

QBS4 100-200

CURVA DI PRESTAZIONE/PERFORMANCE CURVE/CURVA DE RENDIMIENTO/COURBE DE PERFORMANCE

60 Hz n=1750 rpm

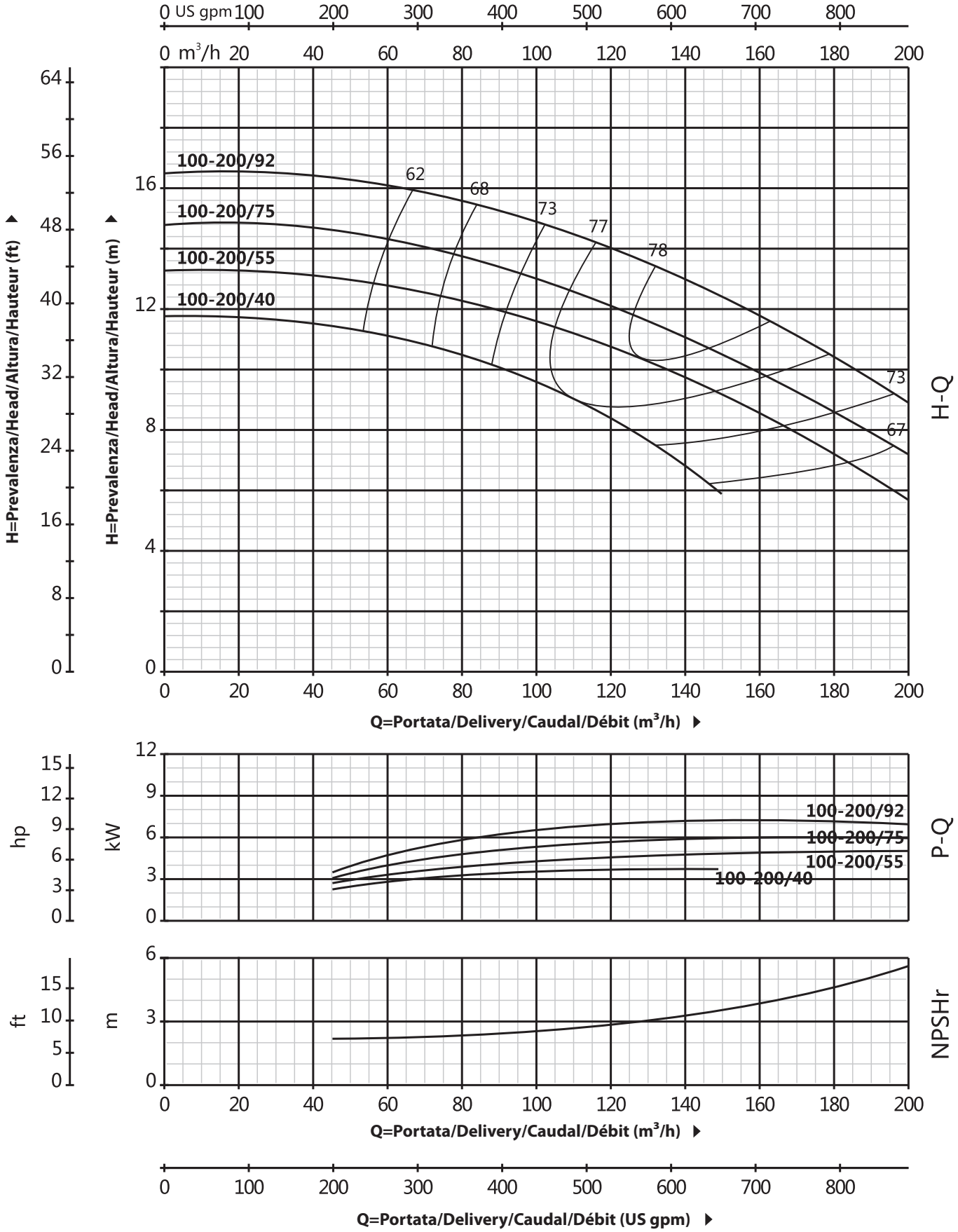

QBS4 100-250

CURVA DI PRESTAZIONE/PERFORMANCE CURVE/CURVA DE RENDIMIENTO/COURBE DE PERFORMANCE

60 Hz n=1750 rpm

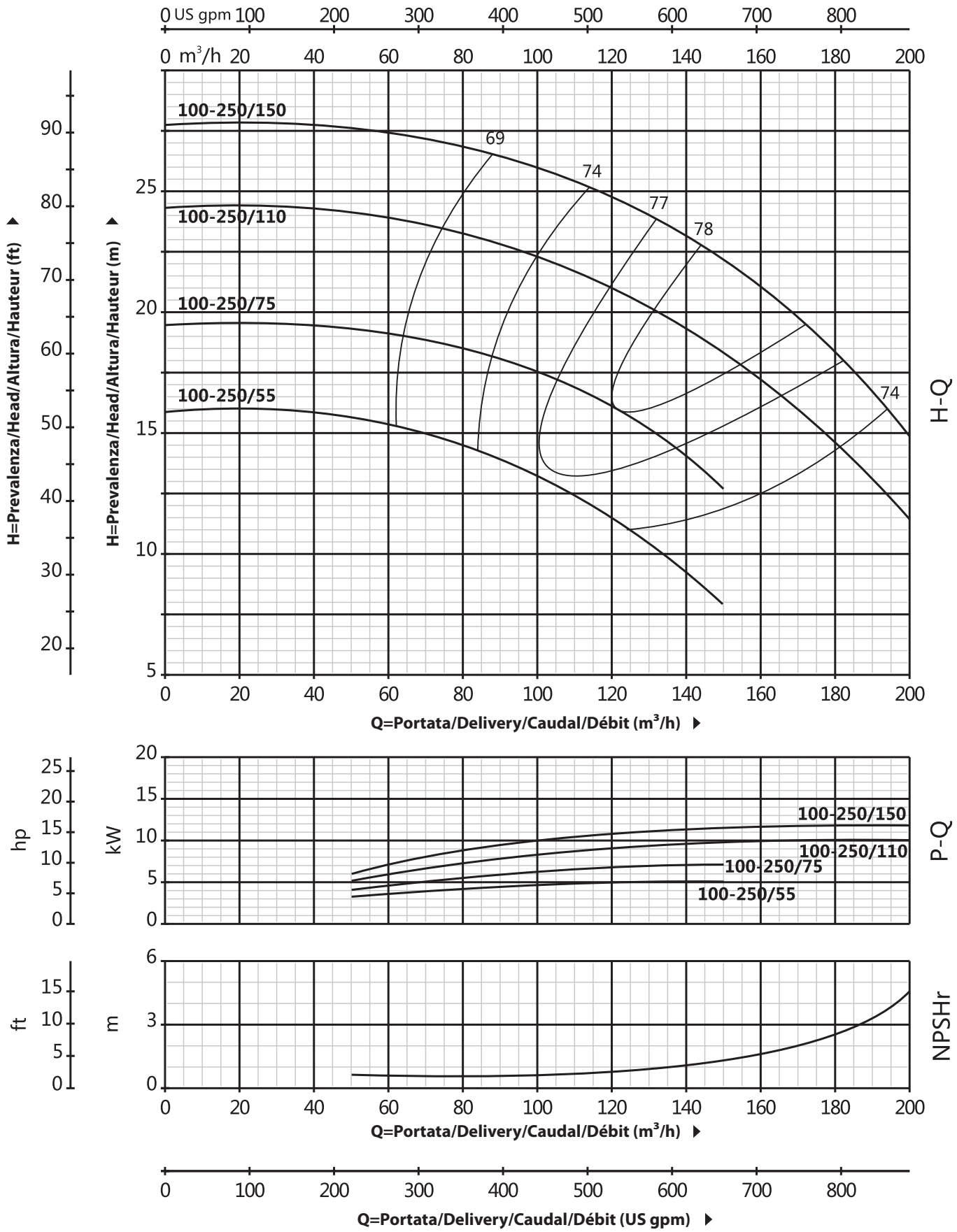

QBS4 100-315

CURVA DI PRESTAZIONE/PERFORMANCE CURVE/CURVA DE RENDIMIENTO/COURBE DE PERFORMANCE

60 Hz n=1750 rpm

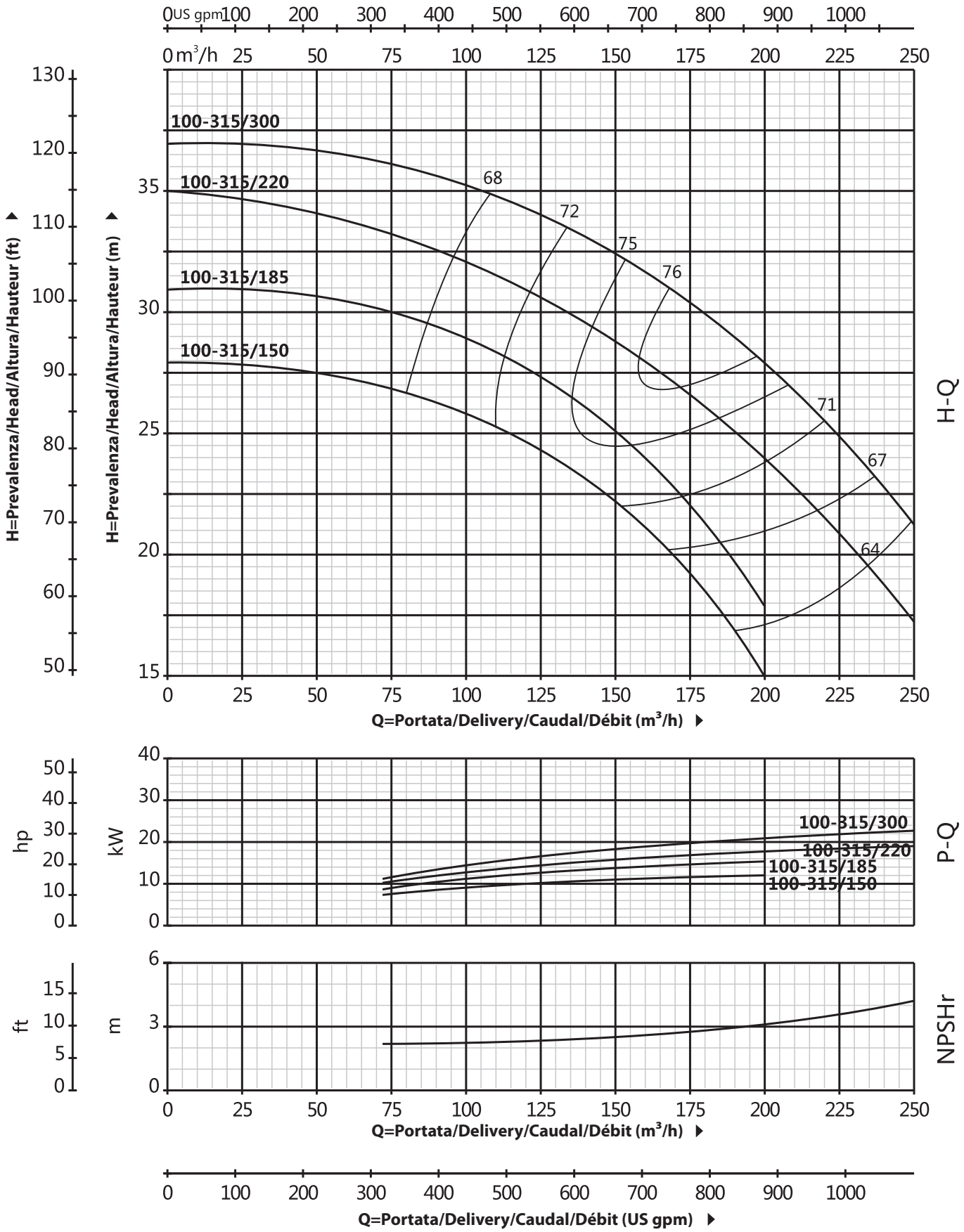

QBS4 100-400

CURVA DI PRESTAZIONE/PERFORMANCE CURVE/CURVA DE RENDIMIENTO/COURBE DE PERFORMANCE

60 Hz n=1750 rpm

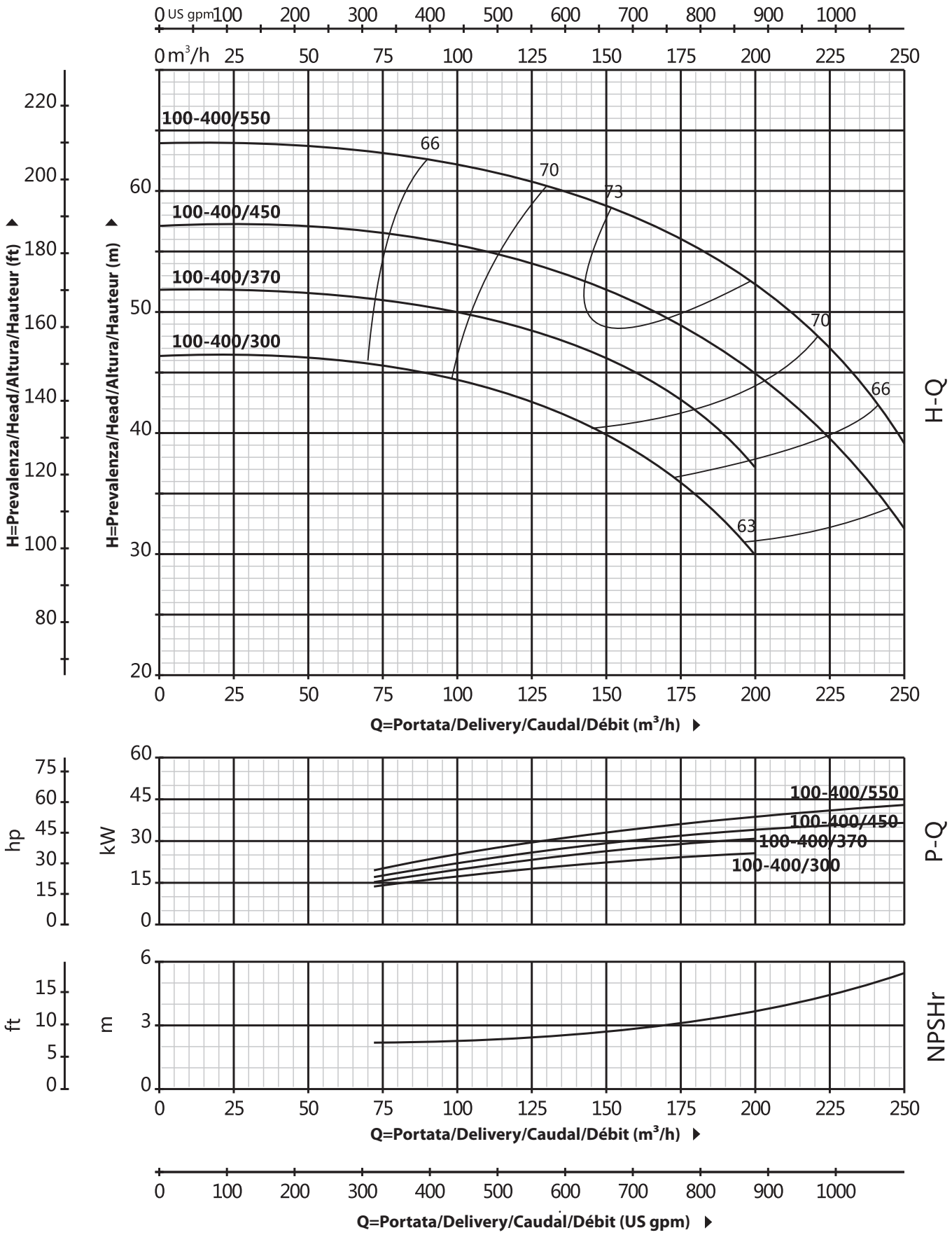

QBS4 125

DATI TECNICI/TECHNICAL DATA/DATOS TÉCNICOS/DONNÉES TECHNIQUES

60 Hz n=1750 rpm

MODELLO/MODEL MODELO/MODÈLE QBS4	DN	Implr Φ	Potenza Power Potencia Puissance		Q=Portata/Delivery/Caudal/Débit																
					us gpm 0	132	154	176	220	264	396	441	485	617	661	881	1101	1322	1762	2203	2643
					l/min 0	500	583	667	833	1000	1500	1667	1833	2333	2500	3333	4167	5000	6667	8333	10000
					m³/h 0	30	35	40	50	60	90	100	110	140	150	200	250	300	400	500	600
	mm	mm	kw	hp	H=Prevalenza/Head/Altura/Hauteur (m)																
125-200/55	150x125	158	5.5	7.5	11.4	11.1	11.1	11	10.9	10.8	10.2	10	9.7	8.9	8.6	6.9	-	-	-	-	-
125-200/75	150x125	170	7.5	10	14.1	13.9	13.8	13.8	13.7	13.6	13.1	12.9	12.7	11.9	11.6	9.6	-	-	-	-	-
125-200/110	150x125	181	11	15	18.1	17.9	17.8	17.8	17.7	17.6	17.1	16.9	16.7	15.9	15.6	13.6	9.8	-	-	-	-
125-250/75	150x125	178	7.5	10	15.4	-	-	-	-	15.3	15	14.8	14.6	13.6	13.1	-	-	-	-	-	-
125-250/110	150x125	199	11	15	19.4	-	-	-	-	19.3	19.1	19	18.9	18.1	17.8	15.3	11.7	-	-	-	-
125-250/150	150x125	220	15	20	23.2	-	-	-	-	23.3	23.1	23	22.9	22	22	19.8	16.5	12.3	-	-	-
125-250/185	150x125	227	18.5	25	25.6	-	-	-	-	25.5	25.5	25.4	25.3	24.9	24.7	23	20.3	16.5	-	-	-
125-315/185	150x125	232	18.5	25	27.3	-	-	-	-	-	-	26.9	26.7	25.9	25.6	23.3	19.7	14.9	-	-	-
125-315/220	150x125	245	22	30	30	-	-	-	-	-	-	29.7	29.6	28.9	28.6	26.5	23.2	18.4	-	-	-
125-315/300	150x125	257	30	40	35.6	-	-	-	-	-	-	35.4	35.3	34.8	34.6	32.9	30.1	26.1	-	-	-
125-315/370	150x125	272	37	50	38.2	-	-	-	-	-		38	37.9	37.4	37.2	35.7	33.1	29.4	17.8	-	-
125-400/300	150x125	291	30	40	41	-	-	-	-	-	41	40.5	40.3	39.2	38.6	34.4	27.5	18.3	-	-	-
125-400/370	150x125	307	37	50	46.2	-	-	-	-	-	46	45.7	45.5	44.6	44.2	40.7	34.8	26.5	-	-	-
125-400/450	150x125	324	45	60	51.4	-	-	-	-	-	51	50.9	50.8	50.1	49.8	47	42.2	34.8	-	-	-
125-400/550	150x125	340	55	75	56.5	-	-	-	-	-	56.3	56.3	56.2	55.9	55.7	53.8	50.3	44.7	26.7	-	-
125-400/750	150x125	353	75	100	64.5	-	-	-	-	-	64.3	64.3	64.2	63.9	63.7	61.8	58.3	52.7	34.7	-	-
125-400/900	150x125	365	90	125	70	-	-	-	-	-	69.8	69.8	69.7	69.4	69.2	67.3	63.8	58.2	40.2	-	-

QBS4 125

DIMENSIONI E PESO/DIMENSIONS AND WEIGHT/DIMENSIONES Y PESOS/DIMENSIONS ET POIDS

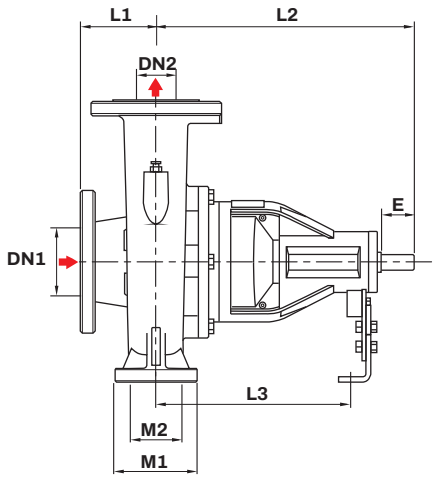

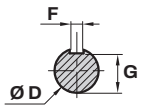

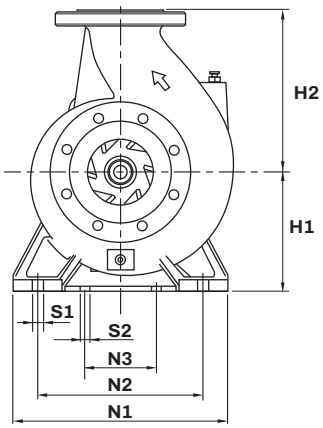

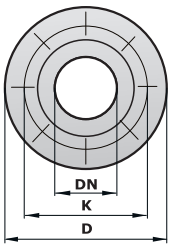

DN	D	K	HOLES	
	mm	mm	N	Φmm
125	250	210	8	18

MODELLO/MODEL MODELO/MODÈLE QBS4	DIMENSIONI/DIMENSIONS/DIMENSIONES/DIMENSIONS (mm)																		kg
	DN1	DN2	L1	L2	L3	M1	M2	E	F	G	ϕD	H1	H2	N1	N2	N3	S1	S2	3-ph
125-200	150	125	145	499	357	160	110	80	10	27	32	250	300	404	320	120	18	22	112
125-250	150	125	145	513	371	135	95	80	10	27	32	250	330	412	310	120	18	22	112
125-315	150	125	160	544	373	135	95	110	12	37	42	280	360	482	380	120	18	22	152
125-400	150	125	150	550	379	200	140	110	12	37	42	315	400	505	398	120	24	22	200

QBS4 125-200

CURVA DI PRESTAZIONE/PERFORMANCE CURVE/CURVA DE RENDIMIENTO/COURBE DE PERFORMANCE

60 Hz n=1750 rpm

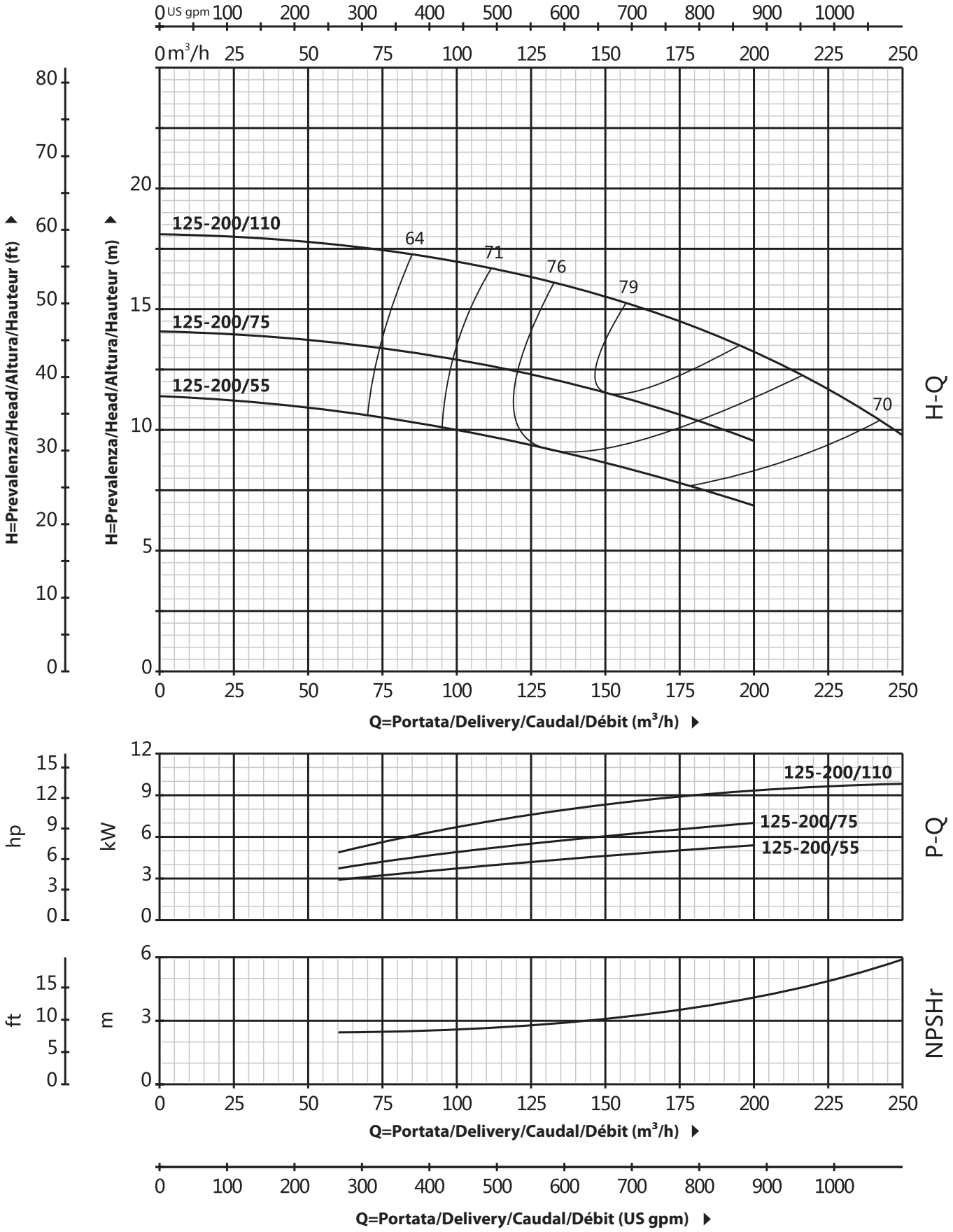

QBS4 125-250

CURVA DI PRESTAZIONE/PERFORMANCE CURVE/CURVA DE RENDIMIENTO/COURBE DE PERFORMANCE

60 Hz n=1750 rpm

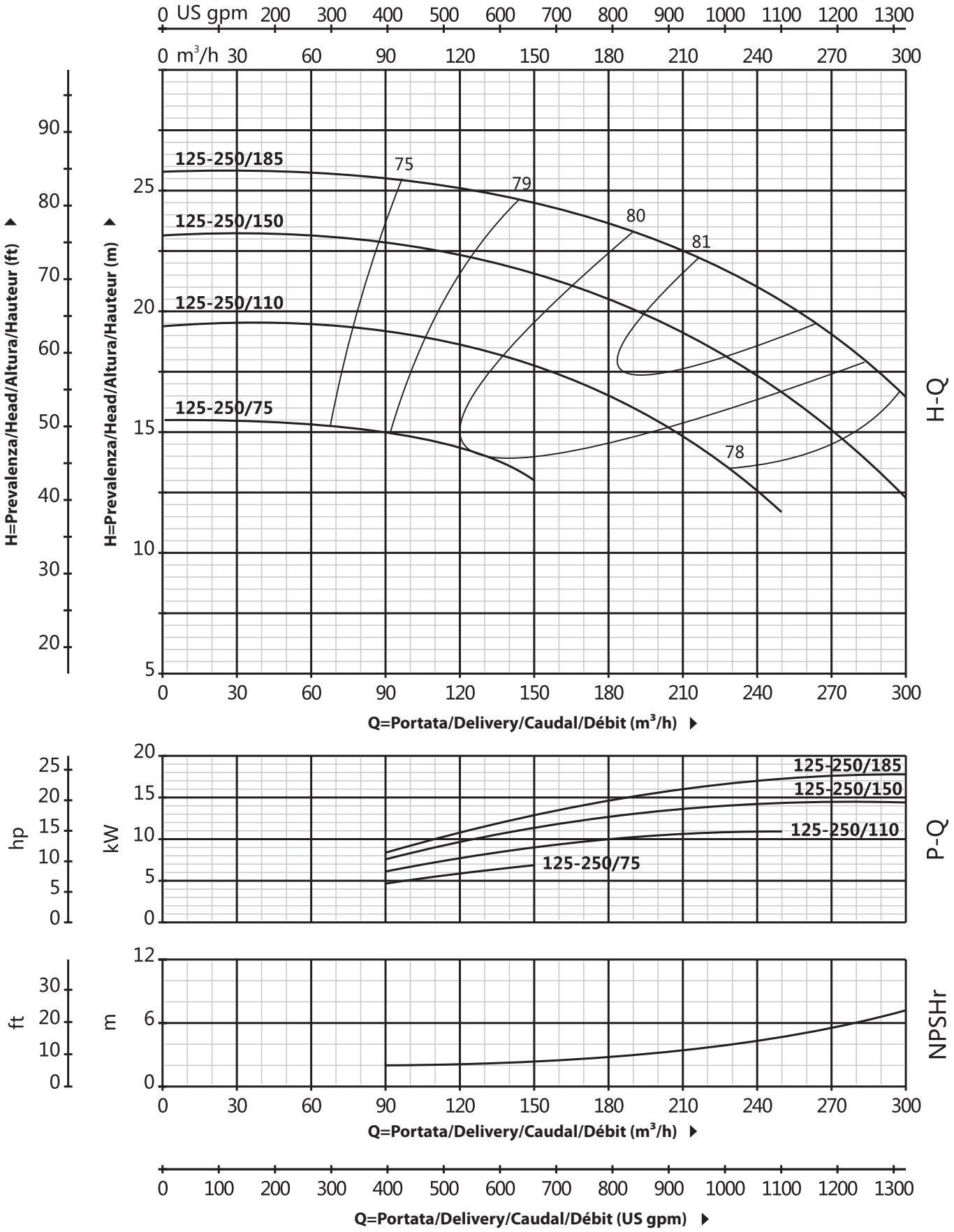

QBS4 125-315

CURVA DI PRESTAZIONE/PERFORMANCE CURVE/CURVA DE RENDIMIENTO/COURBE DE PERFORMANCE

60 Hz n=1750 rpm

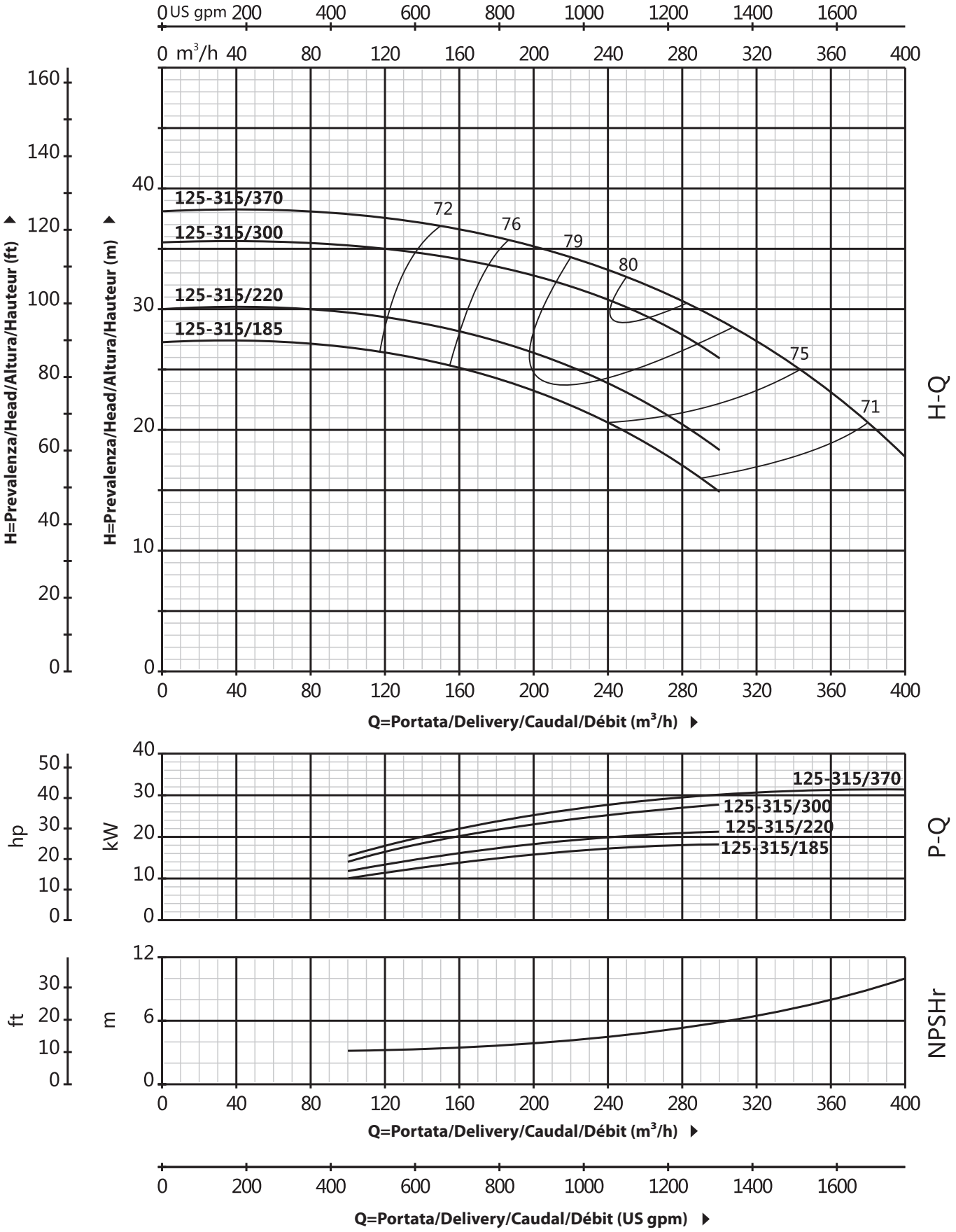

QBS4 125-400

CURVA DI PRESTAZIONE/PERFORMANCE CURVE/CURVA DE RENDIMIENTO/COURBE DE PERFORMANCE

60 Hz n=1750 rpm

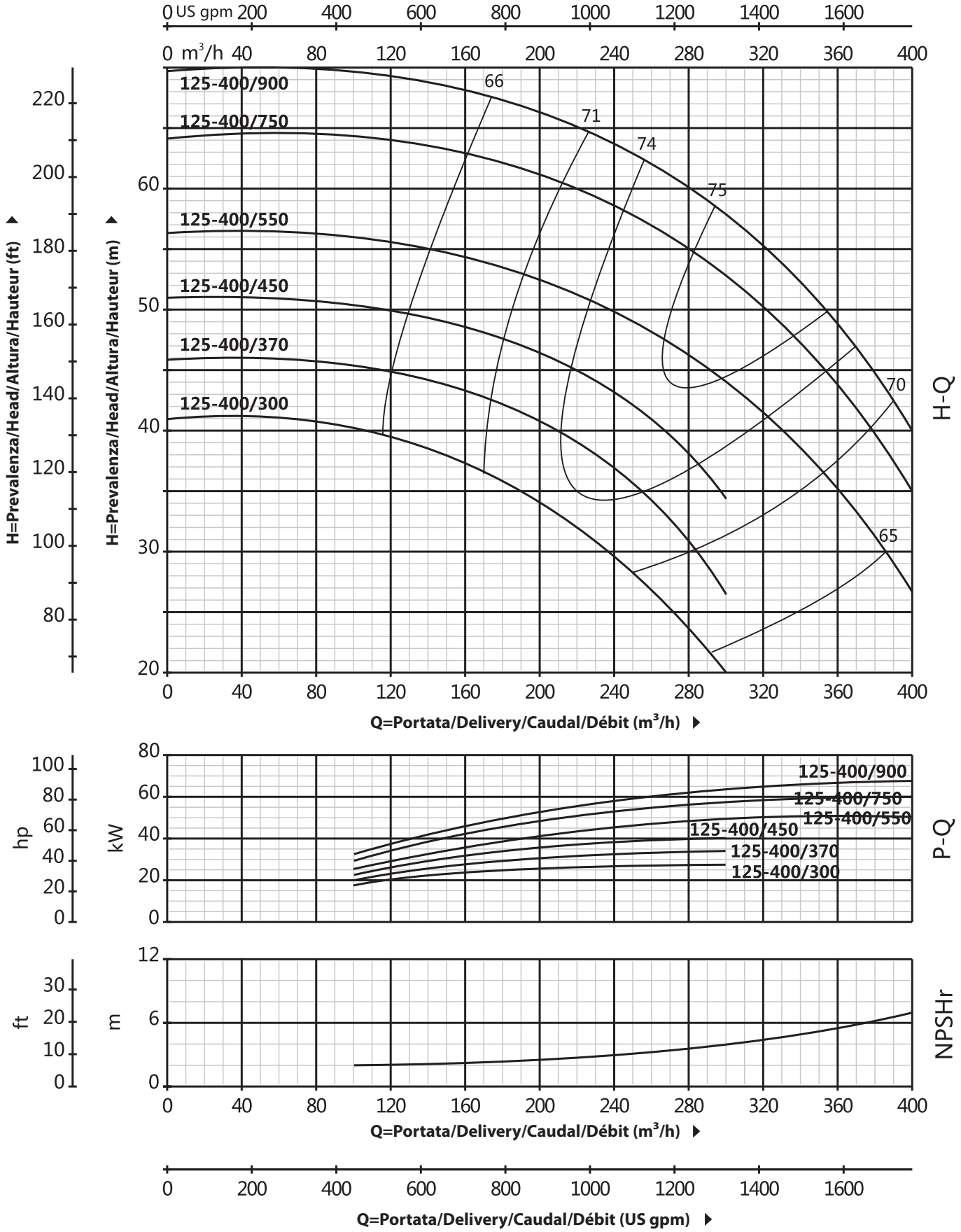

QBS4 150

DATI TECNICI/TECHNICAL DATA/DATOS TÉCNICOS/DONNÉES TECHNIQUES

60 Hz n=1750 rpm

MODELLO/MODEL MODELO/MODÈLE QBS4	DN	Implr Φ	Potenza Power Potencia Puissance		Q=Portata/Delivery/Caudal/Débit																
					us gpm 0	132	154	176	220	264	396	441	485	617	661	881	1101	1322	1762	2203	2643
					l/min 0	500	583	667	833	1000	1500	1667	1833	2333	2500	3333	4167	5000	6667	8333	10000
					m³/h 0	30	35	40	50	60	90	100	110	140	150	200	250	300	400	500	600
	mm	mm	kw	hp	H=Prevalenza/Head/Altura/Hauteur (m)																
150-200/110	200x150	187	11	15	14	-	-	-	-	-	-	-	13.5	13.4	13.3	13.1	12.9	11.7	7.8	-	-
150-200/150	200x150	199	15	20	16.3	-	-	-	-	-	-	-	15.5	15.3	15.2	14.8	14.3	13.5	11.1	-	-
150-200/185	200x150	208	18.5	25	18.3	-	-	-	-	-	-	-	17.5	17.3	17.2	16.8	16.3	15.5	13.1	10	-
150-200/220	200x150	214	22	30	20.3	-	-	-	-	-	-	-	19.5	19.3	19.2	18.8	18.3	17.5	15.1	12	-
150-250/150	200x150	201	15	20	17.5	-	-	-	-	-	-	-	-	-	16.8	15.9	14.7	13.2	9.2	-	-
150-250/185	200x150	220	18.5	25	21.3	-	-	-	-	-	-	-	-	-	20.8	20	18.9	17.5	13.8	8.7	-
150-250/220	200x150	232	22	30	24	-	-	-	-	-	-	-	-	-	23.6	23	22	20.8	17.1	12	-
150-250/300	200x150	245	30	40	25.5	-	-	-	-	-	-	-	-	-	25	24.5	23.5	22	18.8	13.8	-
150-315/300	200x150	238	30	40	30.2	-	-	-	-	-	-	-	-	-	29.7	29	27.9	26.4	22.3	-	-
150-315/370	200x150	253	37	50	33.6	-	-	-	-	-	-	-	-	-	33.5	32.7	31.7	30.4	26.7	21.4	-
150-315/450	200x150	271	45	60	37.7	-	-	-	-	-	-	-	-	-	37.6	36.9	35.9	34.7	31.3	26.5	-
150-315/550	200x150	282	55	75	40	-	-	-	-	-	-	-	-	-	40	39.3	38.4	37.2	33.9	29.4	-
150-315/750	200x150	303	75	100	47	-	-	-	-	-	-	-	-	-	47	46.3	45.4	44.2	40.9	36.4	29
150-400/550	200x150	300	55	75	48.2	-	-	-	-	-	-	-	-	47.7	48	46	45	42	36.8	29.2	-
150-400/750	200x150	320	75	100	55.4	-	-	-	-	-	-	-	-	55	55	54	53	51	47	41	32.2
150-400/900	200x150	332	90	125	59.5	-	-	-	-	-	-	-	-	59	59	58	57	56	52	46	37.7
150-400/1100	200x150	349	110	150	65.5	-	-	-	-	-	-	-	-	65	65	64	63	62	58	52	43.7
150-400/1320	200x150	365	132	180	72	-	-	-	-	-	-	-	-	71.5	71.5	70.5	69.5	68.5	64.5	58.5	50.2

QBS4 150

DIMENSIONI E PESO/DIMENSIONS AND WEIGHT/DIMENSIONES Y PESOS/DIMENSIONS ET POIDS

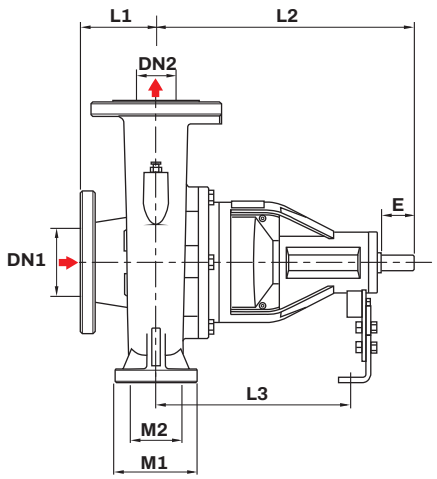

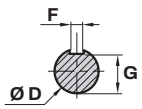

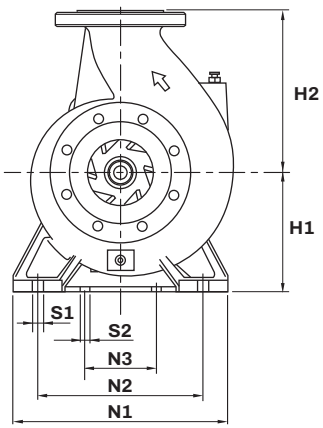

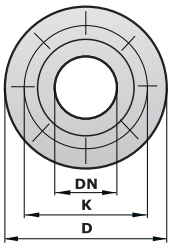

DN	D	K	HOLES	
	mm	mm	N	Φmm
150	285	240	8	22

MODELLO/MODEL MODELO/MODÈLE QBS4	DIMENSIONI/DIMENSIONS/DIMENSIONES/DIMENSIONS (mm)																		kg
	DN1	DN2	L1	L2	L3	M1	M2	E	F	G	ϕD	H1	H2	N1	N2	N3	S1	S2	3-ph
150-200	200	150	173	560	389	200	150	110	12	37	42	315	380	477	358	120	18	22	**166**
150-250	200	150	187	552	381	200	140	110	12	37	42	315	400	506	400	120	18	22	**180**
150-315	200	150	225	557	371	200	140	110	12	37	42	335	470	555	450	120	24	22	**186**
150-400	200	150	197	690	459	200	150	140	18	53	60	335	470	555	450	120	24	22	**228**

QBS4 150-200

CURVA DI PRESTAZIONE/PERFORMANCE CURVE/CURVA DE RENDIMIENTO/COURBE DE PERFORMANCE

60 Hz n=1750 rpm

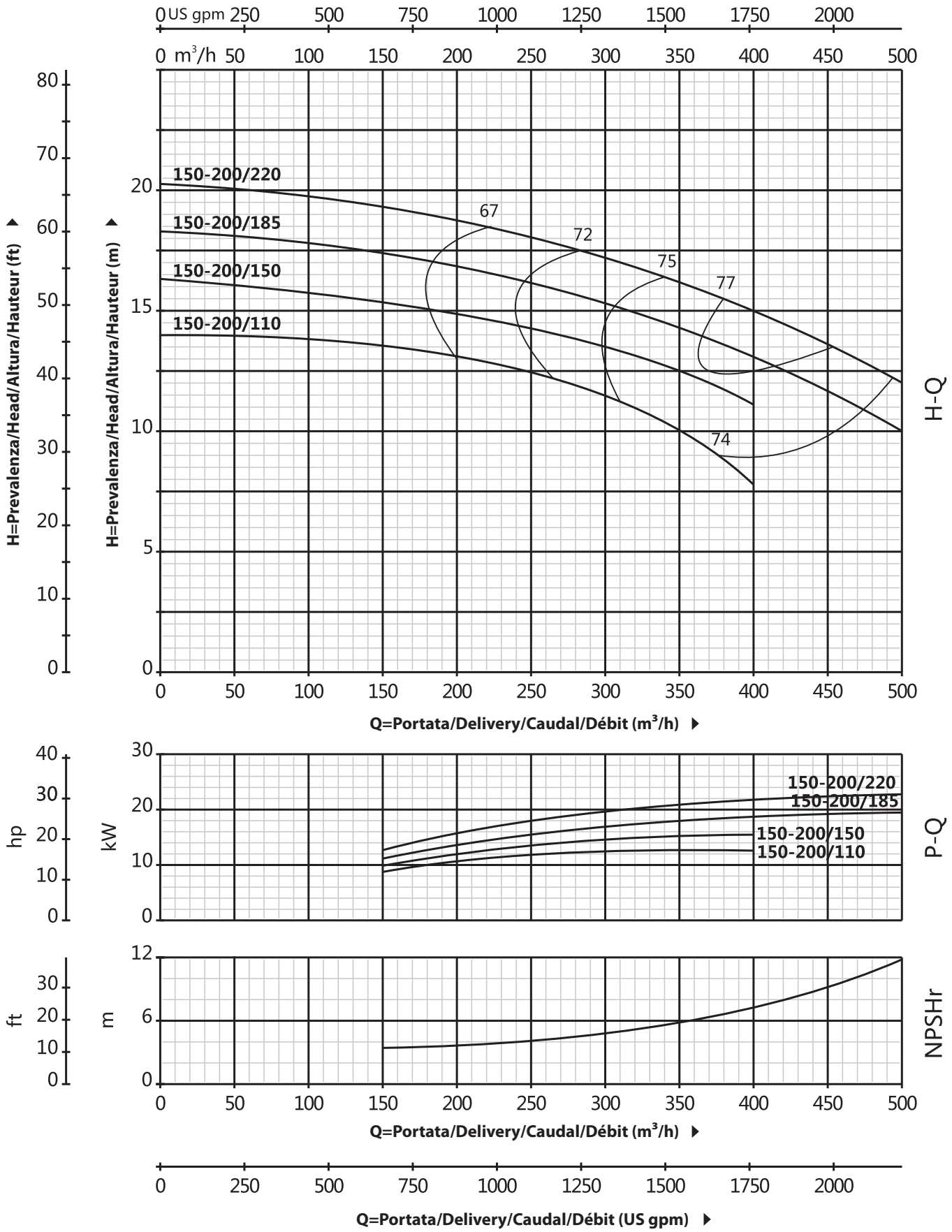

QBS4 150-250

CURVA DI PRESTAZIONE/PERFORMANCE CURVE/CURVA DE RENDIMIENTO/COURBE DE PERFORMANCE

60 Hz n=1750 rpm

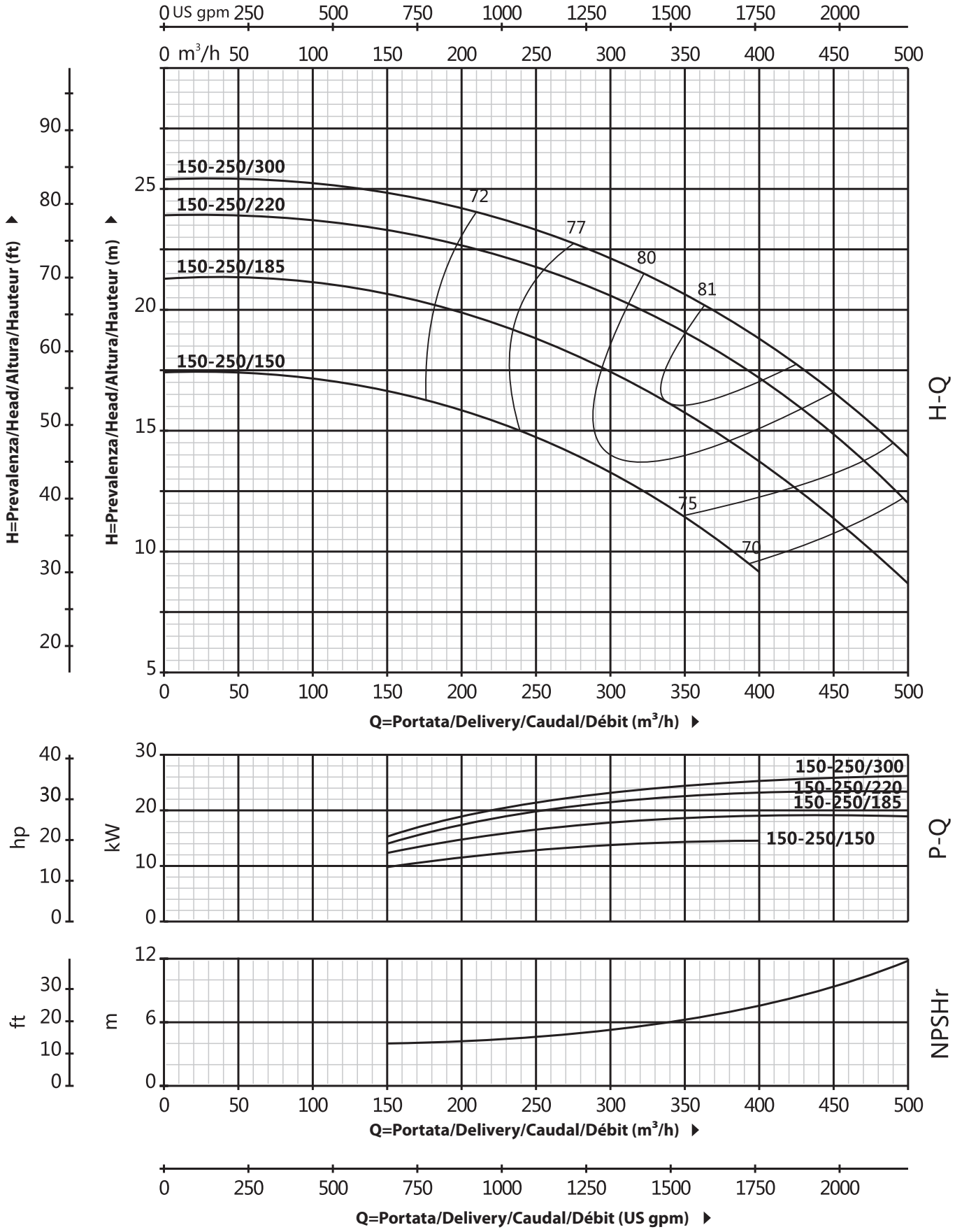

QBS4 150-315

CURVA DI PRESTAZIONE/PERFORMANCE CURVE/CURVA DE RENDIMIENTO/COURBE DE PERFORMANCE

60 Hz n=1750 rpm

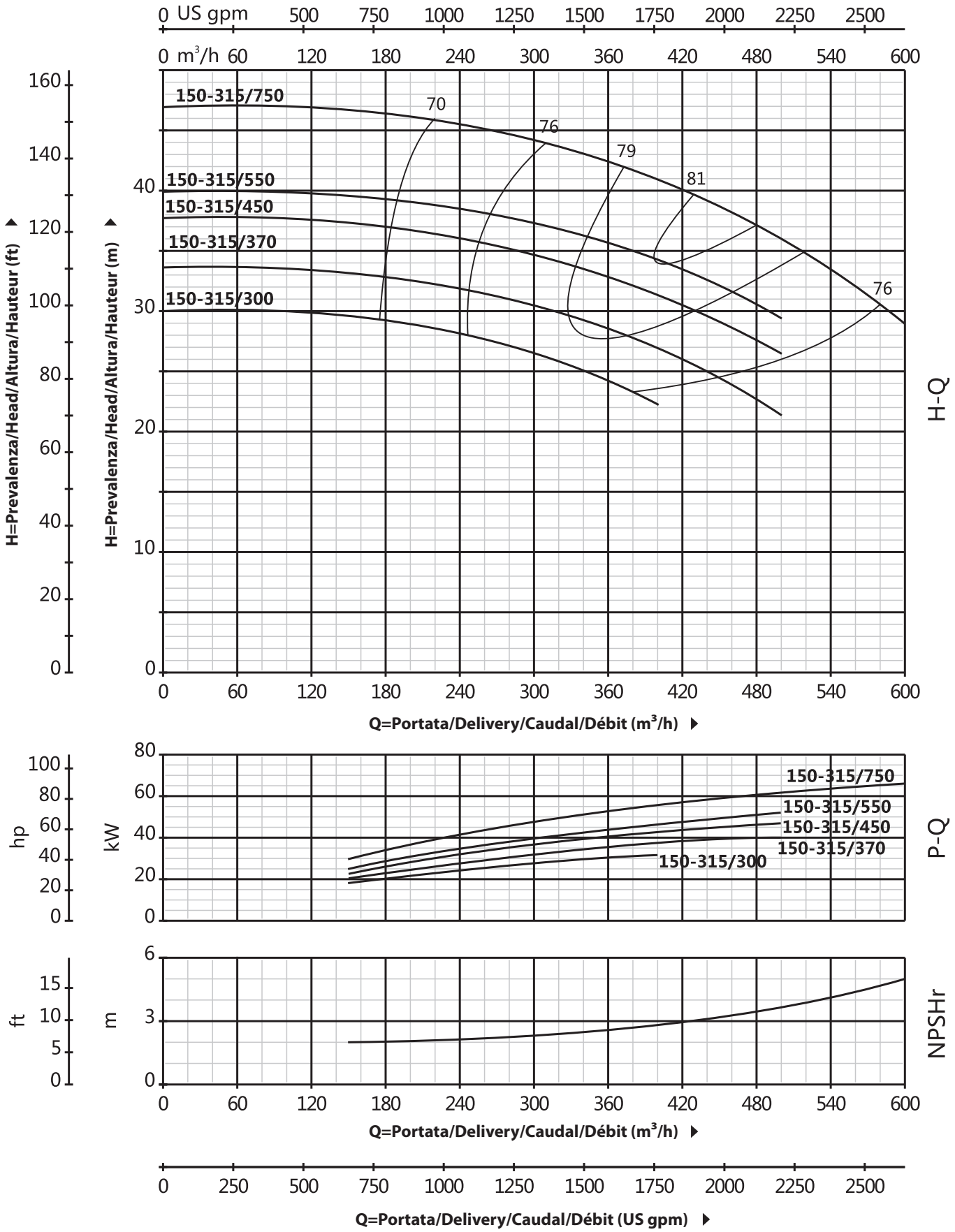

QBS4 150-400

CURVA DI PRESTAZIONE/PERFORMANCE CURVE/CURVA DE RENDIMIENTO/COURBE DE PERFORMANCE

60 Hz n=1750 rpm

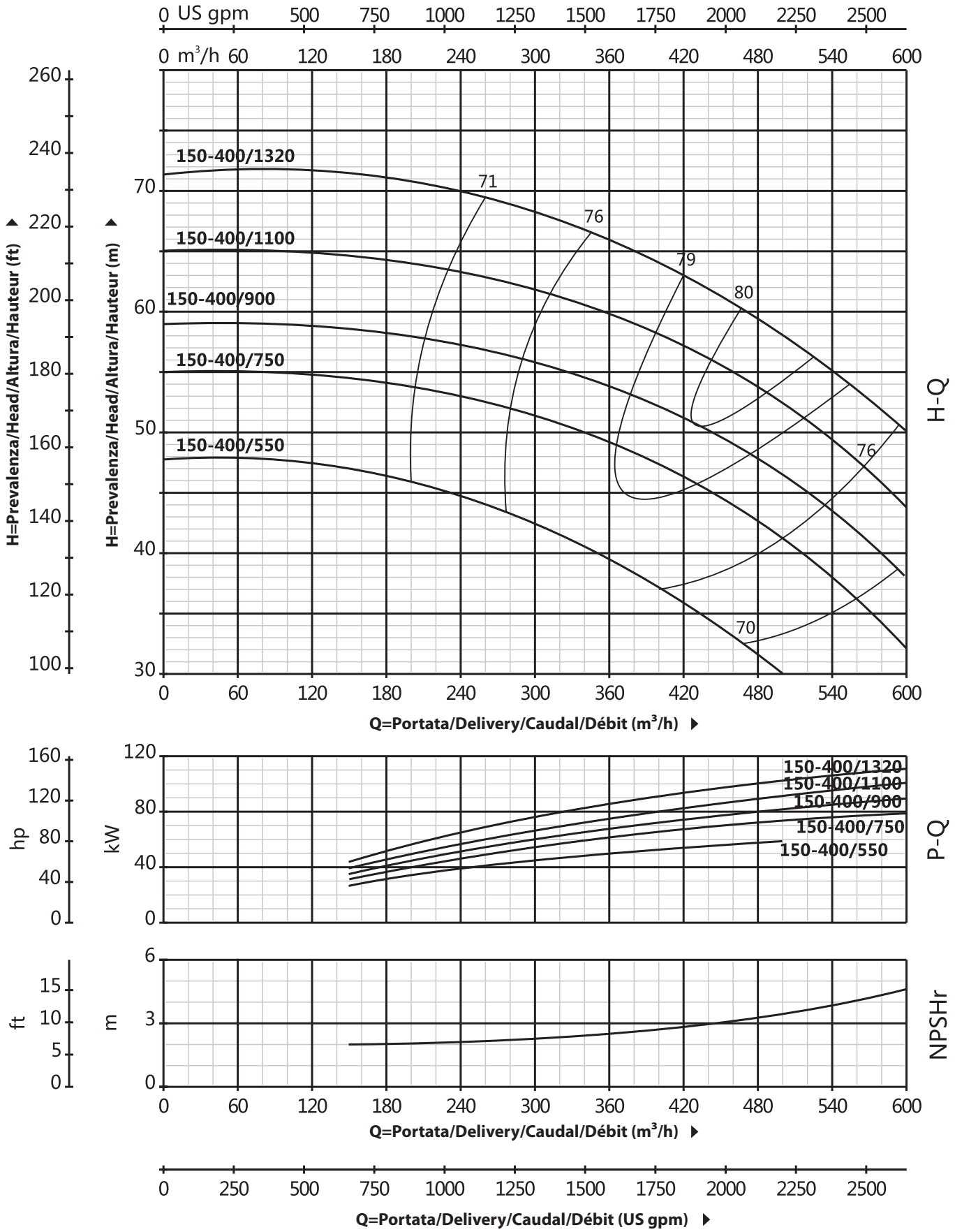

QBS4 200

DATI TECNICI/TECHNICAL DATA/DATOS TÉCNICOS/DONNÉES TECHNIQUES

60 Hz n=1750 rpm

MODELLO/MODEL MODELO/MODÈLE QBS4	DN mm	Implr Φ mm	Potenza Power Potencia Puissance kw	hp	Q=Portata/Delivery/Caudal/Débit us gpm 0	881	1322	1762	2203	2643	3084	3524	3965	4405	4846	5286	5727	6167	6608
					l/min 0	3333	5000	6667	8333	10000	11667	13333	15000	16667	18333	20000	21667	23333	25000
					m³/h 0	200	300	400	500	600	700	800	900	1000	1100	1200	1300	1400	1500
					H=Prevalenza/Head/Altura/Hauteur (m)														
200-250/370	250x200	224	37	50	23	22	21	19.8	18.3	16.1	12.8	9.3	-	-	-	-	-	-	-
200-250/450	250x200	241	45	60	26	25	24	22.8	21.3	19.1	15.8	12.3	-	-	-	-	-	-	-
200-250/550	250x200	257	55	75	30.7	29.7	28.7	27.5	26	23.8	20.5	17	-	-	-	-	-	-	-
200-315/550	250x200	257	55	75	31.1	31	30	29.3	27.5	25	21.3	16	-	-	-	-	-	-	-
200-315/750	250x200	274	75	100	35.1	35	34	33.3	31.5	29	25.3	20	-	-	-	-	-	-	-
200-315/900	250x200	300	90	125	42.1	42	41	40.3	38.5	36	32.3	27	-	-	-	-	-	-	-
200-400/750	250x200	291	75	100	41	40.9	40.4	38.9	37.4	34.9	32.9	28.9	-	-	-	-	-	-	-
200-400/900	250x200	307	90	125	46.5	46.4	45.9	44.4	42.9	40.4	38.4	34.4	-	-	-	-	-	-	-
200-400/1100	250x200	328	110	150	52.4	52.3	51.8	50.3	48.8	46.3	44.3	40.3	-	-	-	-	-	-	-
200-400/1320	250x200	349	132	180	60.1	60	59.5	58	56.5	54	52	48	40	-	-	-	-	-	-

QBS4 200

DIMENSIONI E PESO/DIMENSIONS AND WEIGHT/DIMENSIONES Y PESOS/DIMENSIONS ET POIDS

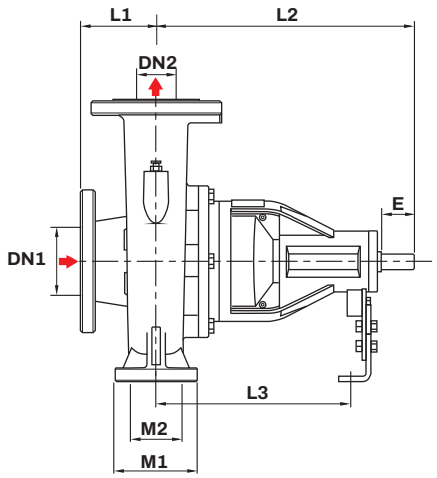

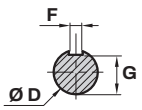

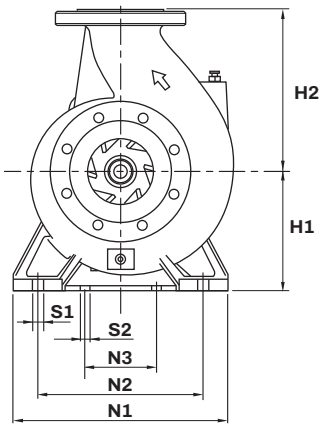

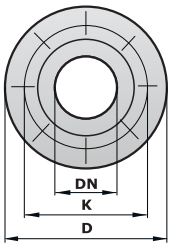

DN	D mm	K mm	HOLES N	HOLES Φmm
200	340	295	8	22

MODELLO/MODEL MODELO/MODÈLE QBS4	DIMENSIONI/DIMENSIONS/DIMENSIONES/DIMENSIONS (mm) DN1	DN2	L1	L2	L3	M1	M2	E	F	G	ϕD	H1	H2	N1	N2	N3	S1	S2	kg 3-ph
200-250	250	200	180	581	410	215	155	110	12	37	42	355	475	557	450	120	24	22	230
200-315	250	200	240	585	399	200	140	110	12	37	42	350	525	605	500	120	24	22	234
200-400	250	200	230	720	475	250	170	140	18	53	60	405	540	676	550	120	24	22	363

QBS4 200-250

CURVA DI PRESTAZIONE/PERFORMANCE CURVE/CURVA DE RENDIMIENTO/COURBE DE PERFORMANCE

60 Hz n=1750 rpm

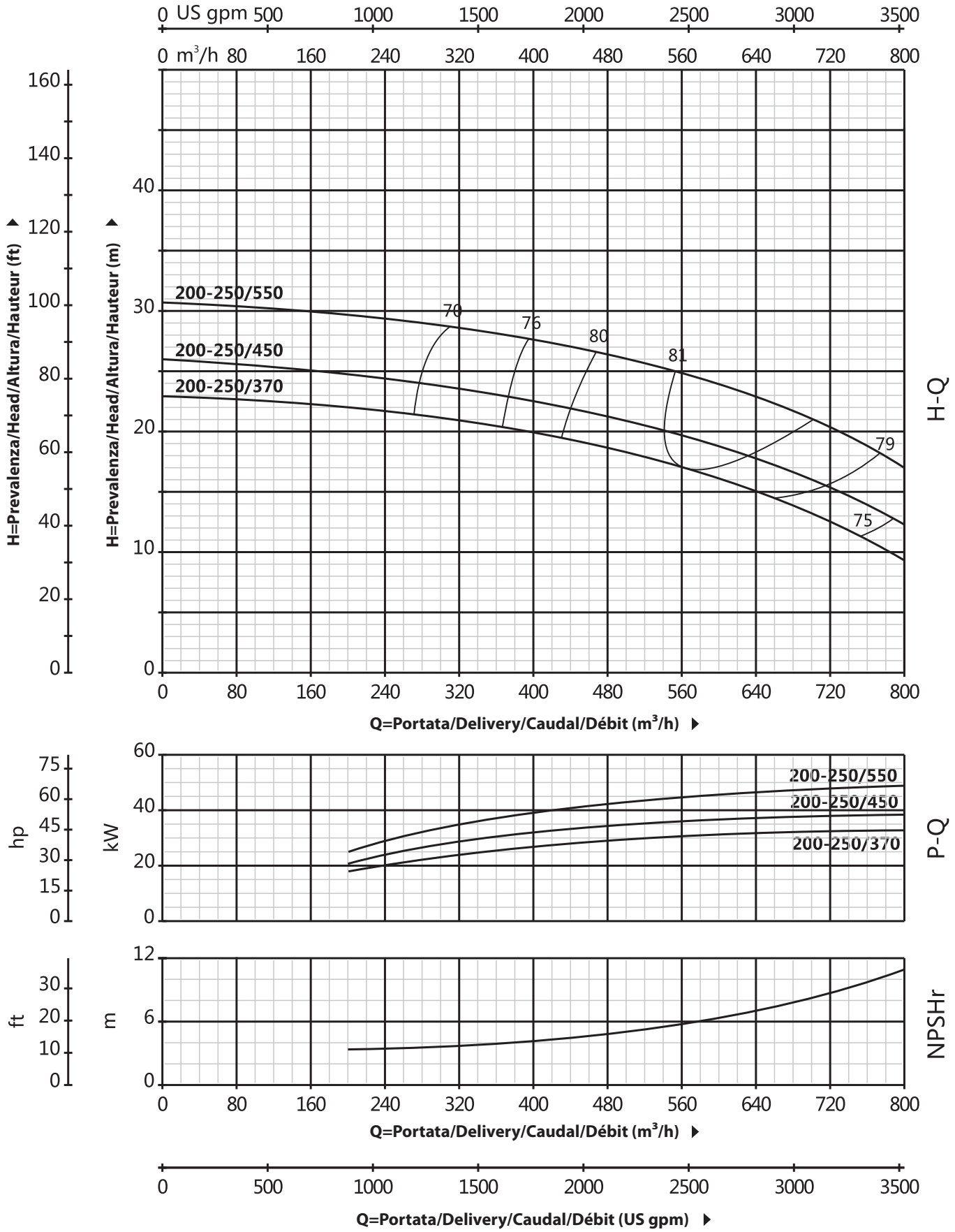

QBS4 200-315

CURVA DI PRESTAZIONE/PERFORMANCE CURVE/CURVA DE RENDIMIENTO/COURBE DE PERFORMANCE

60 Hz n=1750 rpm

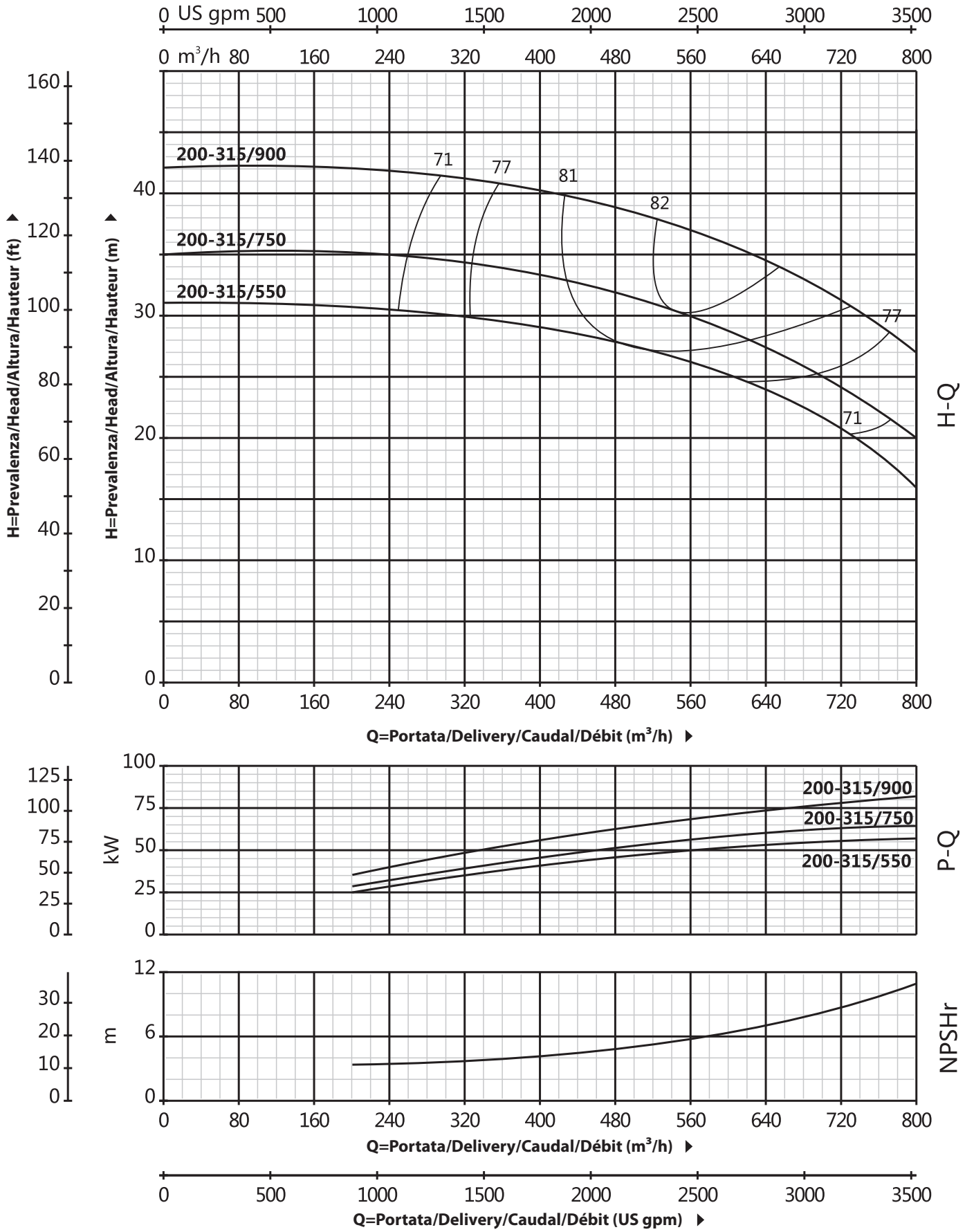

QBS4 200-400

CURVA DI PRESTAZIONE/PERFORMANCE CURVE/CURVA DE RENDIMIENTO/COURBE DE PERFORMANCE

60 Hz n=1750 rpm

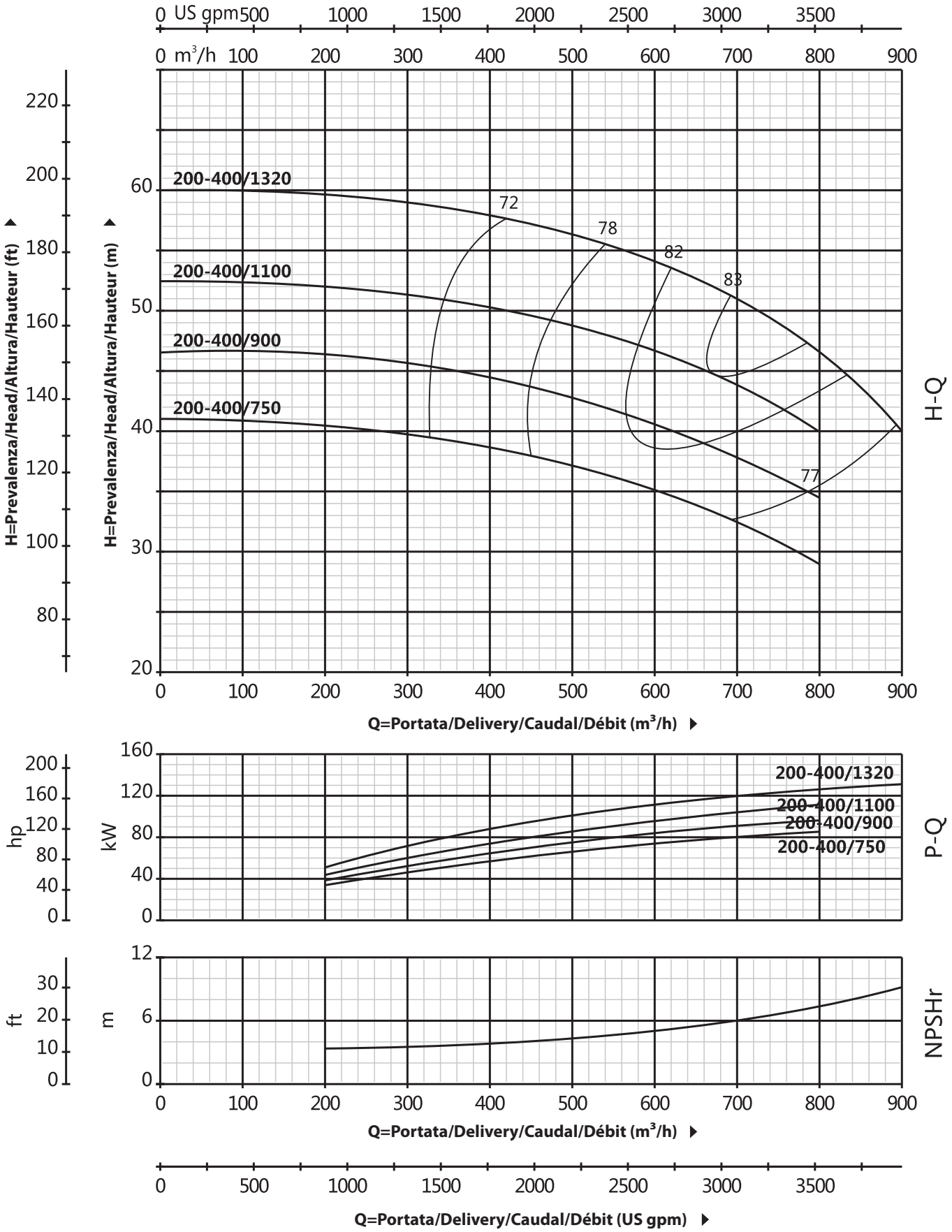

QBS4 250

DATI TECNICI/TECHNICAL DATA/DATOS TÉCNICOS/DONNÉES TECHNIQUES

60 Hz n=1750 rpm

MODELLO/MODEL MODELO/MODÈLE QBS4	DN mm	Implr Φ mm	Potenza Power Potencia Puissance kw	hp	Q=Portata/Delivery/Caudal/Débit us gpm 0	881	1322	1762	2203	2643	3084	3524	3965	4405	4846	5286	5727	6167	6608
					l/min 0	3333	5000	6667	8333	10000	11667	13333	15000	16667	18333	20000	21667	23333	25000
					m³/h 0	200	300	400	500	600	700	800	900	1000	1100	1200	1300	1400	1500
					H=Prevalenza/Head/Altura/Hauteur (m)														
250-315/900	300x250	266	90	125	30.5	-	-	29	28.3	28	27.6	27	26.4	25.8	24.8	23	21.8	-	-
250-315/1100	300x250	282	110	150	34.5	-	-	33	32.3	32	31.6	31	30.4	29.8	28.8	27	25.8	-	-
250-315/1320	300x250	300	132	180	38.5	-	-	37	36.3	36	35.6	35	34.4	33.8	32.8	31	29.8	28	-
250-315/1600	300x250	324	160	220	45	-	-	43.5	42.8	42.5	42.1	41.5	40.9	40.3	39.3	37.5	36.3	34.5	-
250-400/1600	300x250	303	160	220	43	-	-	42	41.2	40.8	40	39	38	37	36	34	32.5	30	-
250-400/1850	300x250	315	185	250	47	-	-	46	45.2	44.8	44	43	42	41	40	38	36.5	34	-
250-400/2000	300x250	332	200	270	53	-	-	52	51.2	50.8	50	49	48	47	46	44	42.5	40	38
250-400/2200	300x250	349	220	300	58	-	-	57	56.2	55.8	55	54	53	52	51	49	47.5	45	43
250-400/2500	300x250	372	250	340	66	-	-	65	64.2	63.8	63	62	61	60	59	57	55.5	53	51

QBS4 250

DIMENSIONI E PESO/DIMENSIONS AND WEIGHT/DIMENSIONES Y PESOS/DIMENSIONS ET POIDS

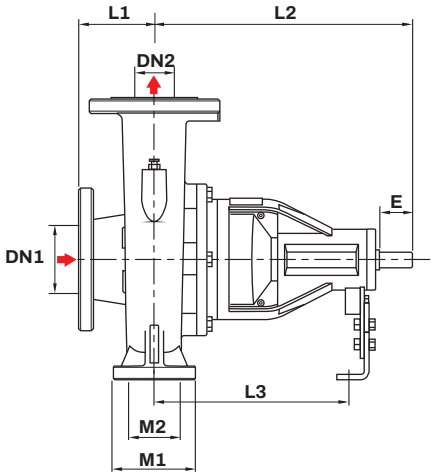

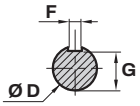

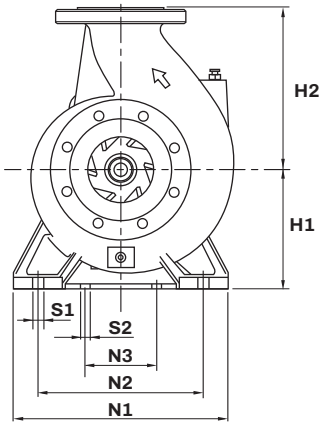

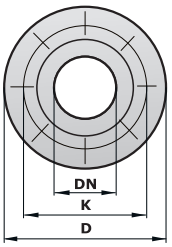

DN	D mm	K mm	HOLES N	HOLES Φmm
250	405	355	12	26

MODELLO/MODEL MODELO/MODÈLE QBS4	DIMENSIONI/DIMENSIONS/DIMENSIONES/DIMENSIONS (mm) DN1	DN2	L1	L2	L3	M1	M2	E	F	G	ϕD	H1	H2	N1	N2	N3	S1	S2	kg 3-ph
250-315	300	250	260	715	469	260	190	140	18	53	60	420	600	615	510	120	24	22	**316**
250-400	300	250	300	720	475	260	180	140	18	53	60	440	600	650	553	120	24	22	**400**

QBS4 250-315

CURVA DI PRESTAZIONE/PERFORMANCE CURVE/CURVA DE RENDIMIENTO/COURBE DE PERFORMANCE

60 Hz n=1750 rpm

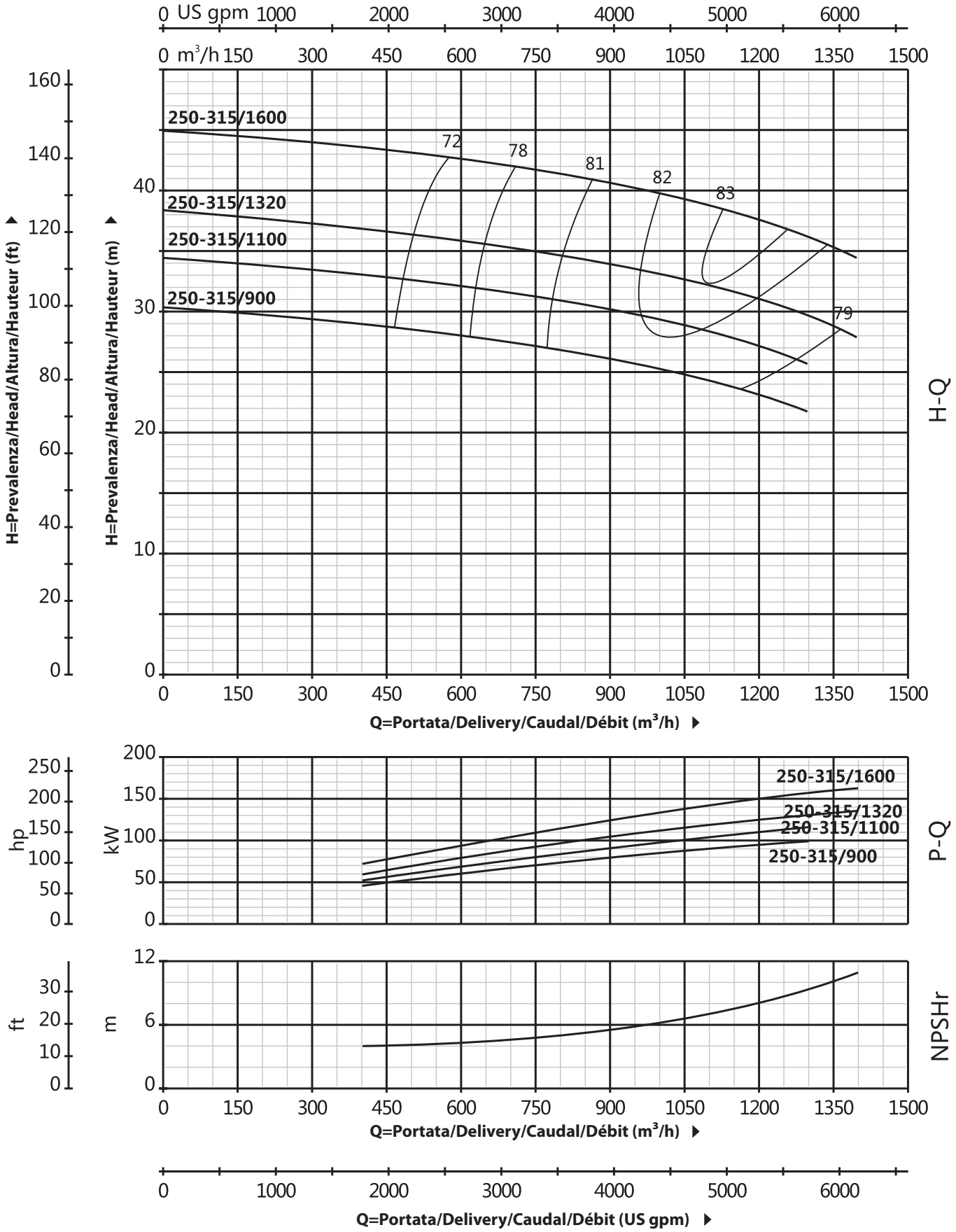

QBS4 250-400

CURVA DI PRESTAZIONE/PERFORMANCE CURVE/CURVA DE RENDIMIENTO/COURBE DE PERFORMANCE

60 Hz n=1750 rpm

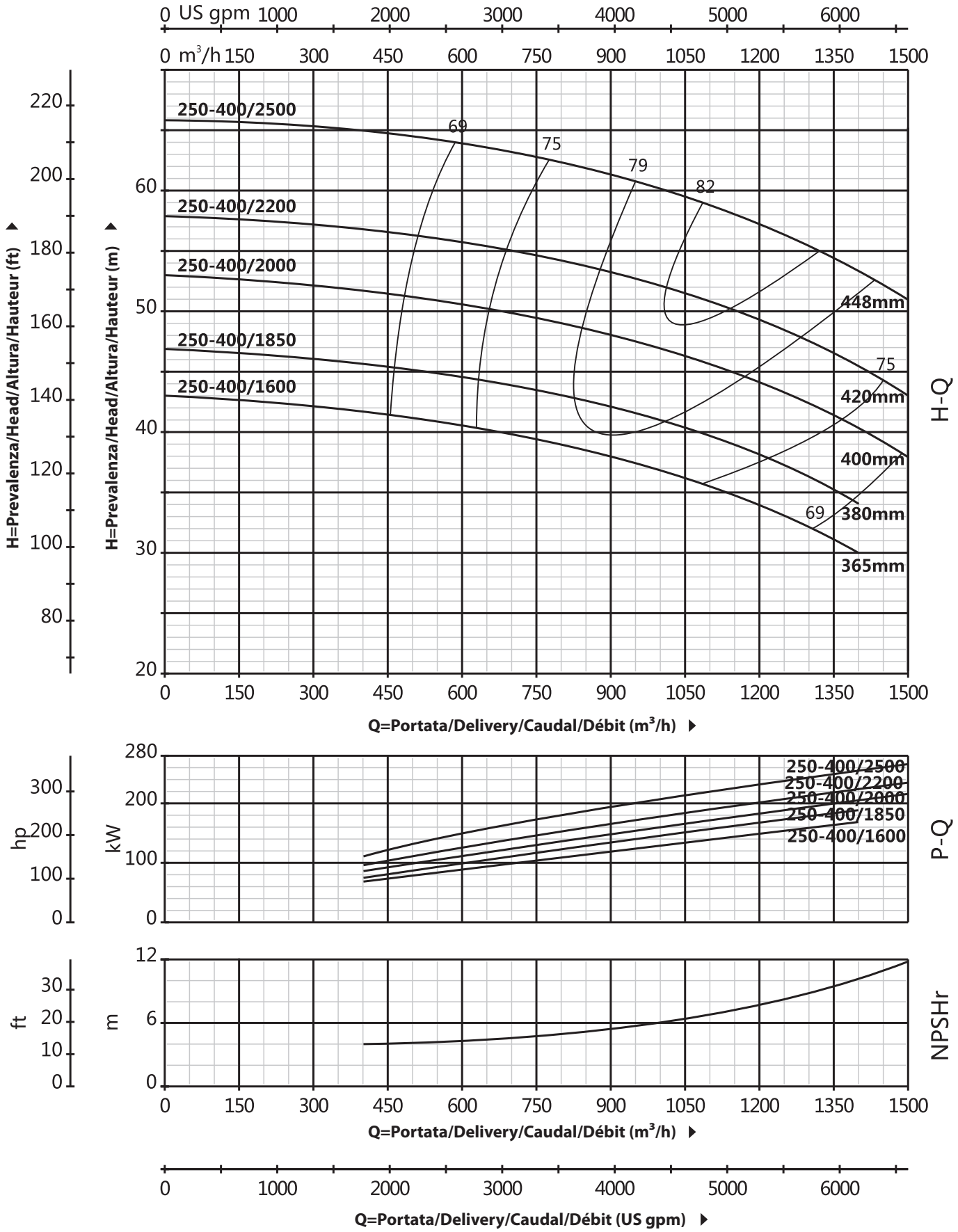

NOTES

NOTES

QUADRA

MADE IN ITALY

www.quadra-italy.com

QM IE3

Motore elettrico di tipo TEFC
Electric motor TEFC type
Motor eléctrico tipo TEFC
Moteur électrique type TEFC

60Hz



RANGE DI POTENZA/POWER RANGE
RANGO DE POTENCIA/PLAGE DE PUISSANCE

2 Poles: HP/KW	1÷430 / 0.75÷315
4 Poles: HP/KW	0.75÷430 / 0.55÷315

QM IE3

Motore elettrico di tipo TEFC*
Electric motor TEFC* type
Motor eléctrico tipo TEFC*
Moteur électrique type TEFC*

DESCRIZIONE/DESCRIPTION
DESCRIPCIONES/DESCRIPTION

Progettato in accordo agli standard IEC60034
Motore chiuso con ventilazione esterna
Motore ad eleveta efficienza in classe IE3
Protezione IP55, isolamento classe F
Cuscinetti di qualità NSK
Servizio continuo S1
Affidabile, utilizzato per antincendio, ecc.
Temperatura ambiente fino a 50°C
Tipologia di raffreddamento: IC411

Design according to IEC60034 standard
Total enclosed fan cooling type motor
IE3 high efficient motor
Protection IP55 class F
Quality NSK bearing
Continuous duty S1
Reliable used for fire fighting system etc.
Ambient temperature up to +50°C
Cooling type:IC411

Diseño de acuerdo con el estándar IEC60034
Total de ventilador cerrado tipo motor
Motor de alta eficiencia IE3
Protección IP55 clase F
Rodamiento NSK de calidad
Servicio continuo S1
Fiable utilizado para el sistema de contra incendios, etc.
Temperatura ambiente hasta + 50 °C
Tipo de enfriamiento: IC411

Conception selon la norme IEC60034
Total refroidissement par ventilateur moteur type
Moteur haute efficacité IE3
Protection IP55 classe F
Roulement NSK de qualité
Service continu S1
Fiable utilisé pour le système de lutte contre l'incendie, etc.
Température ambiante jusqu'à + 50 °C
Type de refroidissement: IC411

* Total Enclosed Fan Cooled

CODICE MODELLO/MODEL CODE
CÓDIGO MODELO/CODE MODÈLE

Esempio/For example/Por ejemplo/Par exemple

QM IE3 - 160 (S/M/L) 2/1-2/4

4= Motore a 4 poli 1750 rpm
4 poles motor 1750 rpm
Motor de 4 polos 1750 rpm
Moteur 4 pôles 1750 rpm

2= Motore a 2 poli 3500 rpm
2 poles motor 3500 rpm
Motor de 2 polos 3500 rpm
Moteur 2 pôles 3500 rpm

Codice lunghezza statore
Stator size code
Código de tamaño del estator
Code de taille du stator

1= Taglia lunga
Long size
Tamaño largo
Taille longue
Assente: Taglia Standard
Blank:Standard size
Blanco: Tamaño estándar
Blanc: Taille standard)

2=Taglia maggiorata
Longer size
Tamaño más largo
Taille plus longue

Codice lunghezza telaio
Frame length code
Código de longitud del cuadro
Code de longueur de trame

S= Taglia corta/Short size/Talla corta/Taille courte
M= Taglia media/Middle size/Tamaño medio/Taille moyenne
L= Taglia lunga/Long size/Talla larga/Taille longue

160 = Taglia telaio motore (mm)
Motor frame size (mm)
Tamaño del bastidor del motor (mm)
Taille du châssis du moteur (mm)

QM IE3 = Efficienza motore classe IE3
IE3 high efficient motor
Motor de alta eficiencia IE3
Moteur haute efficacité IE3

QM IE3

DESCRIZIONE MATERIALE/MATERIAL DESCRIPTION/DESCRIPCIÓN DE MATERIAL/DESCRIPTION DU MATÉRIEL

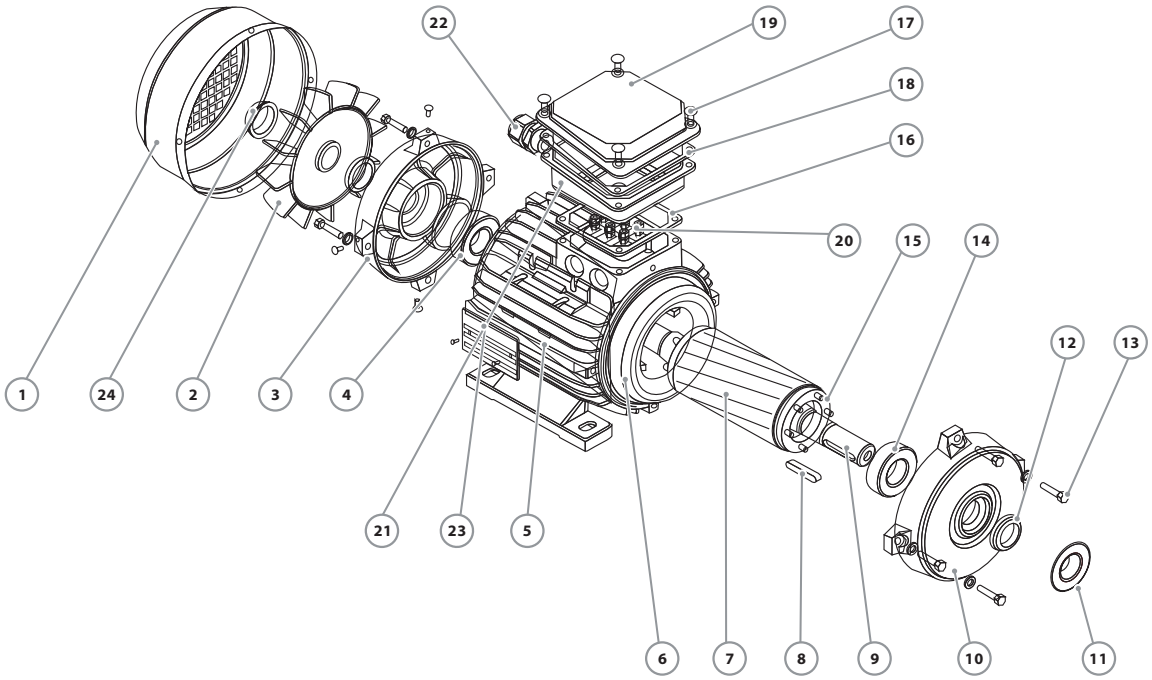

No.	Descrizione/Description Descripción/Description	Materiale/Material Material/Matériel
1	Cover ventola Fan Cover Tapa ventilador Capot de ventilateur	Ferro Iron Hierro Le fer
2	Ventola Fan Ventilador Ventilateur	Plastica Plastic Plástico Plastique
3	Coperchio posteriore Rear endshield Escudo trasero Para-brise arrière	Ghisa Cast Iron Fundición Fonte
4	Cuscinetto posteriore Rear bearing Rodamiento trasero Roulement arrière	Cuscinetto a sfera Ball bearing Bola rodamiento Roulement bille
5	Telaio Frame Marco Cadre	Ghisa Cast Iron Fundición Fonte
6	Statore Wound stator Estator herido Stator de blessure	Acciaio al silicio/Rame Silicon Steel-Copper Silicio-Cobre Silicium-Cuivre
7	Rotore Rotor Rotor Rotor	Acciaio al silicio Silicon Steel Acero al Silicio Acier au silicium
8	Chiavetta Key Llave Clé	Ferro Iron Hierro Le fer

No.	Descrizione/Description Descripción/Description	Materiale/Material Material/Matériel
9	Albero Shaft Eje Arbre	AISI 304 - Acciaio C45 AISI 304 – C45 Steel AISI 304 – Acero C45 AISI 304 – Acier C45
10	Coperchio anteriore Front endshield Escudo frontal Para-brise avant	Ghisa Cast Iron Fundición Fonte
11	Coperchio cuscinetto Bearing cap Tapa de rodamiento Capuchon de roulement	Ghisa Cast Iron Fundición Fonte
12	Tenuta Seal Sello Joint	Gomma Rubber Caucho Caoutchouc
13	Bullone Bolt Tornillo Boulon	Acciaio Steel Acero Acier
14	Cuscinetto anteriore Front bearing Rodamiento delantero Roulement avant	Cuscinetto a sfera Ball bearing Bola rodamiento Roulement bille
15	Coperchio cuscinetto interno Internal bearing cap Tapa interna de rodamiento Chapeau de palier interne	Ghisa Cast Iron Fundición Fonte
16	Guarnizione Gasket Empaquetadura Joint	Gomma Rubber Caucho Caoutchouc

No.	Descrizione/Description Descripción/Description	Materiale/Material Material/Matériel
17	Vite Screw Tornillo Vis	Acciaio Steel Acero Acier
18	Guarnizione Gasket Empaquetadura Joint	Gomma Rubber Caucho Caoutchouc
19	Coperchio morsettiera Terminal box cover Tapa de la caja Couvercle de boîte à bornes	Alluminio Aluminium Aluminio Aluminium
20	Morsettiera Terminal board Tablero de terminales Bornier	Plastica Plastic Plástico Plastique
21	Scatola morsettiera Terminal box Caja de terminales Boîte à bornes	Alluminio Aluminium Aluminio Aluminium
22	Pressacavo Terminal box plug Enchufe de la caja Fiche de boîte à bornes	Plastica Plastic Plástico Plastique
23	Targhetta Nameplate Placa de nombre Plaque Signalétique	Alluminio Aluminium Aluminio Aluminium
24	Tenuta Seal Sello Scellé	Gomma Rubber Caucho Caoutchouc

QM IE3

DATI TECNICI/TECHNICAL DATA/DATOS TÉCNICOS/DONNÉES TECHNIQUES 60 Hz n=3600 rpm

MODELLO/MODEL MODELO/MODÈLE QM IE3	Potenza Power Potencia Puissance kw	hp	RPM	η %	cos Φ	A 220V	380V	660V	Nm	Ts/Tn	Tmax/Tn	Is/In	dB(A)	Kgs
801-2	0.75	1	3600	80.7	0.82	2.9	1.7	1	2.49	2.3	2.3	7	73	18.1
802-2	1.1	1.5	3600	82.7	0.83	4.2	2.4	1.4	3.65	2.2	2.3	7.3	73	19.5
90S-2	1.5	2	3600	84.2	0.84	5.5	3.2	1.8	4.95	2.2	2.3	7.6	76	23.3
90L-2	2.2	3	3600	85.9	0.85	8	4.6	2.7	7.26	2.2	2.3	7.6	77	27.1
100L-2	3	4	3600	87.1	0.87	10.4	6	3.5	9.9	2.2	2.3	7.8	79	38.8
112M-2	4	5.5	3600	88.1	0.88	13.5	7.8	4.5	13.1	2.2	2.3	8.3	80	48.3
132S1-2	5.5	7.5	3600	89.2	0.88	18.4	10.6	6.1	17.9	2	2.3	8.3	83	55.1
132S2-2	7.5	10	3600	90.1	0.88	24.9	14.4	8.3	24.4	2	2.3	7.9	84	69.2
160M1-2	11	15	3600	91.2	0.89	35.7	20.6	11.9	35.7	2	2.3	8.1	87	113
160M2-2	15	20	3600	91.9	0.89	48.3	27.9	16.1	48.6	2	2.3	8.1	87	123
160L-2	18.5	25	3600	92.4	0.89	59.2	34.2	19.7	60.1	2	2.3	8.2	90	142
180M-2	22	30	3600	92.7	0.89	70.1	40.5	23.4	71.1	2	2.3	8.2	90	182
200L1-2	30	40	3600	93.3	0.89	95	54.9	31.7	96.8	2	2.3	7.6	91	246
200L2-2	37	50	3600	93.7	0.89	117	67.4	38.9	119.4	2	2.3	7.6	91	265
225M-2	45	60	3600	94	0.9	140	80.8	46.7	144.9	2	2.3	7.7	93	323
250M-2	55	75	3600	94.3	0.9	171	98.5	56.9	176.9	2	2.3	7.7	93	413
280S-2	75	100	3600	94.7	0.9	232	134	77.4	240.8	1.8	2.3	7.1	94	546
280M-2	90	125	3600	95	0.9	277	160	92.4	288.9	1.8	2.3	7.1	94	569
315S-2	110	150	3600	95.2	0.9	338	195	113	352.8	1.8	2.3	7.1	94	897
315M-2	132	180	3600	95.4	0.9	405	234	135	423.3	1.8	2.3	7.1	95	1029
315L1-2	160	220	3600	95.6	0.91	483	279	161	512.8	1.8	2.3	7.2	95	1067
315L2-2	200	270	3600	95.8	0.91	604	349	202	640.9	1.8	2.2	7.2	95	1194
355M-2	250	340	3600	95.8	0.91	755	436	252	800.6	1.6	2.2	7.2	103	1685
355L-2	315	430	3600	95.8	0.91	951	549	317	1009	1.6	2.2	7.2	103	1734

QM IE3

DATI TECNICI/TECHNICAL DATA/DATOS TÉCNICOS/DONNÉES TECHNIQUES 60 Hz n=1800 rpm

MODELLO/MODEL MODELO/MODÈLE QM IE3	Potenza Power Potencia Puissance kw	hp	RPM	η %	cos Φ	A 220V	380V	660V	Nm	Ts/Tn	Tmax/Tn	Is/In	dB(A)	Kgs
801-4	0.55	0.75	1800	80.8	0.75	2.4	1.4	0.8	3.75	2.4	2.3	5.2	63	17.6
802-4	0.75	1	1800	82.5	0.75	3.1	1.8	1	5.04	2.3	2.3	6.6	63	18.4
90S-4	1.1	1.5	1800	84.1	0.76	4.5	2.6	1.5	7.27	2.3	2.3	6.8	66	24.2
90L-4	1.5	2	1800	85.3	0.77	6.1	3.5	2	9.91	2.3	2.3	7	66	29.7
100L1-4	2.2	3	1800	86.7	0.81	8.3	4.8	2.8	14.6	2.3	2.3	7.6	68	41.5
100L2-4	3	4	1800	87.7	0.82	10.9	6.3	3.6	20	2.3	2.3	7.6	68	46
112M-4	4	5.5	1800	88.6	0.82	14.5	8.4	4.8	26.5	2.2	2.3	7.8	72	63.2
132S-4	5.5	7.5	1800	89.6	0.83	19.4	11.2	6.5	36	2	2.3	7.9	74	71.2
132M-4	7.5	10	1800	90.4	0.84	26	15	8.7	49.1	2	2.3	7.5	77	85.1
160M-4	11	15	1800	91.4	0.85	37.2	21.5	12.4	71.7	2.2	2.3	7.7	78	121
160L-4	15	20	1800	92.1	0.86	49.9	28.8	16.6	97.8	2.2	2.3	7.8	82	142
180M-4	18.5	25	1800	92.6	0.86	61.1	35.3	20.4	120.2	2	2.3	7.8	82	181
180L-4	22	30	1800	93	0.86	72.4	41.8	24.1	142.9	2	2.3	7.8	82	209
200L-4	30	40	1800	93.6	0.86	98	56.6	32.7	194.2	2	2.3	7.3	84	284
225S-4	37	50	1800	93.9	0.86	121	69.6	40.2	237.9	2	2.3	7.4	85	328
225M-4	45	60	1800	94.2	0.86	146	84.4	48.7	289.4	2	2.3	7.4	86	363
250M-4	55	75	1800	94.6	0.86	178	103	59.5	353.7	2.2	2.3	7.4	86	442
280S-4	75	100	1800	95	0.88	236	136	78.5	482	2	2.3	6.9	89	569
280M-4	90	125	1800	95.2	0.88	282	163	94.1	578.4	2	2.3	6.9	89	639
315S-4	110	150	1800	95.4	0.89	341	197	114	706	2	2.2	7	89	939
315M-4	132	180	1800	95.6	0.89	409	236	136	847.2	2	2.2	7	92	1033
315L1-4	160	220	1800	95.8	0.89	494	285	165	1027	2	2.2	7.1	92	1126
315L2-4	200	270	1800	96	0.9	610	352	203	1282	2	2.2	7.1	92	1238
355M-4	250	340	1800	96	0.9	762	440	254	1602	2	2.2	7.1	101	1830
355L-4	315	430	1800	96	0.9	960	554	320	2019	2	2.2	7.1	101	1950

QM IE3

DIMENSIONI E PESO/DIMENSIONS AND WEIGHT/DIMENSIONES Y PESOS/DIMENSIONS ET POIDS

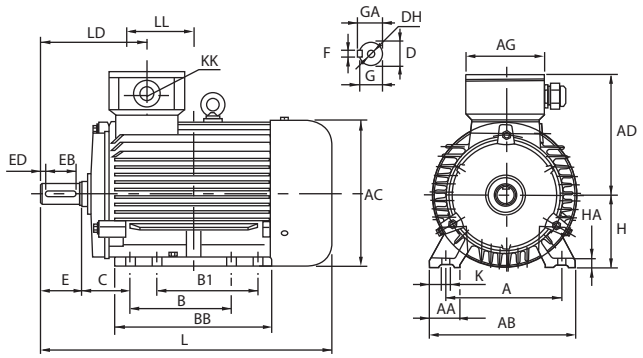

80 - 132

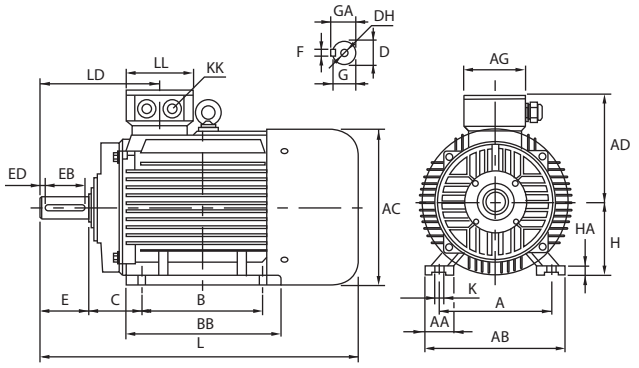

160 - 355

MODELLO MODEL MODELO MODÈLE QM IE3	DIMENSIONI/DIMENSIONS/DIMENSIONES/DIMENSIONS mm																						
	A	AA	AB	AC	AD	AG	B	BB	C	D	DH	E	EB	ED	F	G	GA	H	HA	K	KK	L	LD	LL
80	125	34	160	167	147	102	100	150	50	19	M6X16	40	30	2.5	6	15.5	21.5	80	10	4-Φ10	1-M25X1.5	304	119	102
90S	140	36	176	182.4	154.5	102	100	161	56	24	M8X19	50	40	5	8	20	27	90	12	4-Φ10	1-M25X1.5	336	143	102
90L	140	36	176	182.4	154.5	102	125	186	56	24	M8X19	50	40	5	8	20	27	90	12	4-Φ10	1-M25X1.5	361	143	102
100L	160	40	200	205.4	166	102	140	213	63	28	M10X22	60	50	5	8	24	31	100	14	4-Φ12	1-M32X1.5	406	147	102
112M	190	50	240	230	188	118	140	188	70	28	M10X22	60	50	5	8	24	31	112	15	4-Φ12	2-M32X1.5	394	147	110
132S	216	55	265	258.4	203	118	140	186	89	38	M12X28	80	65	5	10	33	41	132	18	4-Φ12	2-M32X1.5	438	172	110
132M	216	55	265	258.4	203	118	178	224	89	38	M12X28	80	65	7.5	10	33	41	132	18	4-Φ12	2-M32X1.5	476	172	110
160M	254	65	314	314	251	162	210	260	108	42	M16X36	110	90	7.5	12	37	45	160	20	4-Φ14.5	2-M40X1.5	608	256	152
160L	254	65	314	314	251	162	254	304	108	42	M16X36	110	90	10	12	37	45	160	20	4-Φ14.5	2-M40X1.5	652	256	152
180M	279	70	349	355	267	162	241	311	121	48	M16X36	110	90	10	14	42.5	51.5	180	22	4-Φ14.5	2-M40X1.5	688	271	152
180L	279	70	349	355	267	162	279	349	121	48	M16X36	110	90	10	14	42.5	51.5	180	22	4-Φ14.5	2-M40X1.5	726	271	152
200L	318	70	388	397	299	210	305	369	133	55	M20X42	110	100	10	16	49	59	200	25	4-Φ18.5	2-M50X1.5	779	296	190
225S	356	75	431	446	322	210	286	368	149	60	M20X42	140	125	5	18	53	64	225	28	4-Φ18.5	2-M50X1.5	824	329	190
225M	356	75	431	446	322	210	311	393	149	55	M20X42	110	100	7.5	16	49	59	225	28	4-Φ18.5	2-M50X1.5	819	299	190
250M	406	80	484	485	358	248	349	445	168	60	M20X42	140	125	7.5	18	53	64	250	30	4-Φ24	2-M63X1.5	910	347	218
280S	457	85	542	547	387	248	368	485	190	65	M20X42	140	125	7.5	18	58	69	280	35	4-Φ24	2-M63X1.5	982	355.5	218
280M	457	85	542	547	387	248	419	536	190	65	M20X42	140	125	7.5	18	58	69	280	35	4-Φ24	2-M63X1.5	1033	355.5	218
315S	508	120	628	620	527	320	406	570	216	65	M20X42	140	125	7.5	18	58	69	315	45	4-Φ28	2-M63X1.5	1194	397	280
315M	508	120	628	620	527	320	457	680	216	65	M20X42	140	125	7.5	18	58	69	315	45	4-Φ28	2-M63X1.5	1304	397	280
315L	508	120	628	620	527	320	508	680	216	65	M20X42	140	125	7.5	18	58	69	315	45	4-Φ28	2-M63X1.5	1304	397	280
355M	610	116	726	698	642	380	560	750	254	75	M20X42	140	130	5	20	67.5	79.5	355	52	6-Φ28	2-M63X1.5	1486	414	330
355L	610	116	726	698	642	380	630	750	254	75	M20X42	140	130	5	20	67.5	79.5	355	52	6-Φ28	2-M63X1.5	1486	414	330

NOTES

QUADRA

MADE IN ITALY

www.quadra-italy.com

Clean

Civil

Industry

Fire

QV

Pompa centrifuga multistadio verticale
Vertical multistage centrifugal pump
Bomba centrifuga multietapa vertical
Pompe centrifuge multicellulaire verticale

60Hz

Clean

Civil

Industry

Fire

QV

Pompa centrifuga multistadio verticale
Vertical multistage centrifugal pump
Bomba centrifuga multietapa vertical
Pompe centrifuge multicellulaire verticale

n ≈ 3500 rpm

DESCRIZIONE/DESCRIPTION
DESCRIPCIONES/DESCRIPTION

Pompa multistadio di nuova progettazione, silenziosa e a basso consumo energetico
Di lunga durata e semplice all'uso
Un'ampia gamma di modelli in grado di soddisfare ogni richiesta
Motore ad alta efficienza IE3, con protezione IP55 classe F
Girante in tecnopolimero
Aspirazione e mandata in ghisa G20 e attacco filettato
Cuscinetti NSK di qualità, tenuta meccanica resistente all'usura
Design compatto e proporzionato

New design noiseless, energy-saving multistage pump
Ensuring durability and easy in operation
A wide range of products will meet every requirement
IE3 high efficient motor, with protection IP55 class F
Impeller in techno-polimer
Suction and discharge port in G20 cast iron thread
Quality NSK bearing, wear resistance mechanical seal
Compact and proportional design

Nuevo diseño bomba que silencioso y ahorra energía
Asegurando durabilidad y fácil operación
Una amplia gama de productos satisfará todos los requisitos
Motor de alta eficiencia IE3, con protección IP55 clase F
Impulsor en tecnopolímero
Puerto de succión y descarga en rosca de hierro fundido G20
Rodamiento de marca NSK y cierre mecánico personalizado
El diseño compacto y proporcional

Nouvelle conception de pompe silencieuse et économe
Assurer la durabilité et facile à utiliser
Une large gamme de produits répondra à toutes les exigences
Moteur haute efficacité IE3, avec protection IP55 classe F
Turbine en techno-polimer
Orifice d'aspiration et de refoulement en filetage fonte G20
Roulement NSK qualité, joint mécanique résistance à l'usure
La conception compacte et proportionnelle

LIMITI DI UTILIZZO/USING LIMITS
LÍMITES UTILIZACIÓN/UTILISATION LIMITES

Temperatura del liquido tra -10 °C e +120 °C
Temperatura ambiente tra 0 °C e +50 °C
Pressione massima di esercizio 25 bar
Servizio continuo S1

Liquid temperature between -10 °C and +120 °C
Ambient temperature between -10 °C and +50°C
Max. working pressure 25 bar
Continuous service S1

Temperatura del líquido de -10 °C hasta +120 °C
Temperatura ambiente de -10 °C hasta +50°C
Presión máxima en el cuerpo de la bomba 25 bar
Funcionamiento continuo S1

Température du liquide entre -10 °C et +120 °C
Température ambiante entre -10 °C et +50 °C
Max. pression de service 25 bar
Service continu S1

APPLICAZIONI/APPLICATIONS/APLICACIONES/APPLICATIONS

L'elevata efficienza e il funzionamento silenzioso permettono l'utilizzo di queste pompe in ambito domestico, per l'irrigazione, negli autolavaggi, gli impianti antincendio, nel condizionamento e per gli impianti di pressurizzazione idrica della rete

The high efficiency and noiseless operation which allows these pumps to be used in conditions households,irrigation,car washes,fire protection systems,air conditioning and lifting installations water pressure in the network.

La alta eficiencia y el funcionamiento silencioso que permite que estas bombas se utilicen en hogares, riego, lavado de autos, sistemas de protección contra incendios, aire acondicionado e instalaciones de elevación de presión de agua en la red.

Le rendement élevé et le fonctionnement silencieux qui permettent à ces pompes d'être utilisées dans des conditions domestiques, d'irrigation, de lave-autos, de systèmes de protection contre l'incendie, de climatisation et d'installations de levage sous pression d'eau dans le réseau.

Clean

Civil

Industry

Fire

QV

n ≈ 3500 rpm

Pompa centrifuga multistadio verticale
Vertical multistage centrifugal pump
Bomba centrifuga multietapa vertical
Pompe centrifuge multicellulaire verticale

CODICE MODELLO/MODEL CODE
CÓDIGO MODELO/CODE MODÈLE

Esempio/For example/Por ejemplo/Par exemple

QV 6 x 11 / 3

3=Potenza nominale (hp)
Rated power (hp)
Potencia nominal (hp)
Puissance nominale(hp)

11=Quantità di stadi
Stage number
Número de etapa
Numéro d'étape

6=Portata nominale (m³/h)
Nominal flow(m³/h)
Caudal nominal(m³ / h)
Débit nominal(m³ / h)

QV= Pompa centrifuga multistadio verticale
Vertical multistage centrifugal pump
Bomba centrifuga multietapa vertical
Pompe centrifuge multicellulaire verticale

RANGE DI POTENZA E PRESTAZIONI
POWER AND PERFORMANCE RANGE
RANGO DE POTENCIA Y PRESTACIONES
PLAGE DE PUISSANCE ET DE PERFORMANCES

HP/KW	1.5÷15 / 1.1÷11
Q	1.2÷18 m³/h
H	3÷198 m

QV

DESCRIZIONE MATERIALE/MATERIAL DESCRIPTION/DESCRIPCIÓN DE MATERIAL/DESCRIPTION DU MATÉRIEL

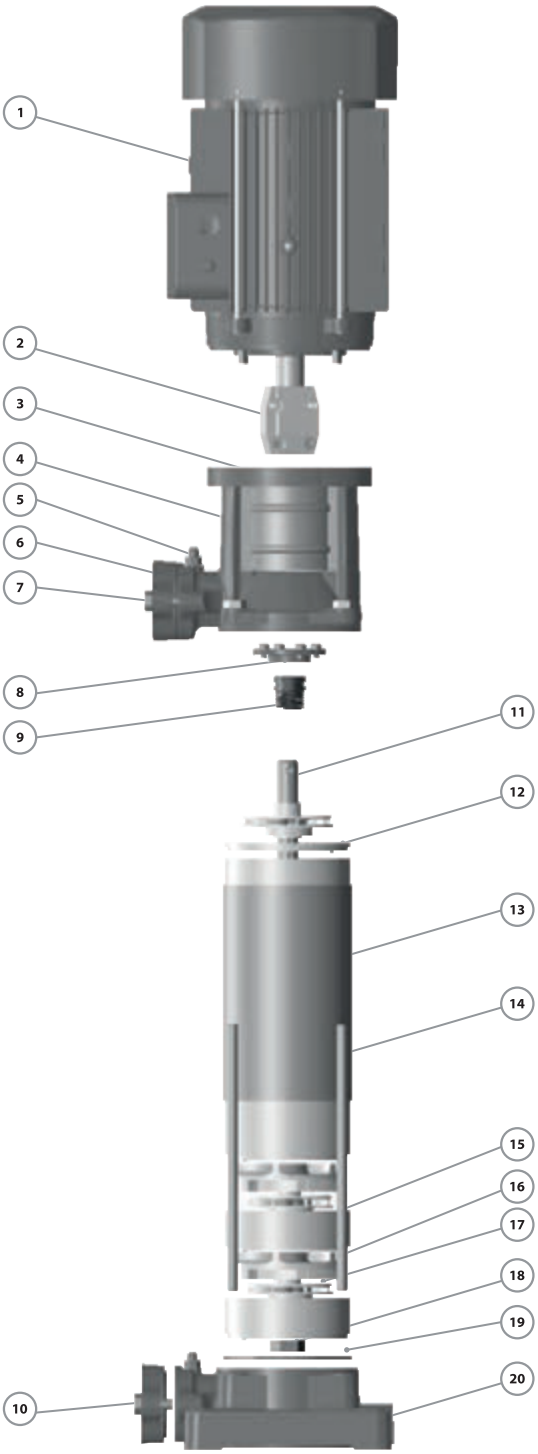

No.	Descrizione/Description Descripción/Description	Materiale/Material Material/Matériel
1	Motore Motor Motor Moteur	IP55 Classe F IP55 ClassF IP55 Clase F IP55 Classe F
2	Giunto Coupling Unión Couplage	Ferro Iron Hierro Le fer
3	Corpo mandata Discharge body Cuerpo Impulsión Corps de décharge	Ghisa Cast Iron Fundición Fonte
4	Cover Cover Tapa Couverture	AISI 304
5	Valvola di scarico Release Valve Tapón Cebado Soupade de décharge	Ottone Brass Bronce Laiton
6	Mandata Discharge Impulsión Décharge	Ghisa Cast Iron Fundición Fonte
7	Bullone Bolt Perno Boulon	Acciaio Steel Acero Acier
8	Cover tenuta Seal Cover Tapa Cierre Couvercle de joint	Ghisa Cast Iron Fundición Fonte
9	Tenuta meccanica Mechanical Seal Cierre Mecánico Garniture mécanique	SiC-Grafite-AISI 304 SiC-Carbon-AISI 304 SiC-Grafito-AISI 304 SiC-Carbon-AISI 304
10	Aspirazione Suction Aspiración Succion	Ghisa Cast Iron Fundición Fonte
11	Albero Shaft Eje Arbre	AISI 304
12	Cover superiore diffusore Diffuser Top Cover Tape Tapa Difusor Couvercle Diffuseur	Tecnopolimero Technopolimer Tecnopolimero Technopolimer
13	Camicia Pump Cover Tapa Bomba Couvercle de pompe	AISI 304
14	Prigioniero Through bolt Perno Traversant le boulon	Acciaio Steel Acero Acier
15	Cover diffusore Diffuser Cover Tapa Difusor Couvercle de Diffuseur	Tecnopolimero con cilindro esterno in AISI304 Technopolimer with SS304 ring Tecnopolimero con Inox anillo Technopolimer avec anneau Inox
16	Diffusore Diffuser Difusor Diffuseur	Tecnopolimero con cilindro esterno in AISI304 Technopolimer with SS304 ring Tecnopolimero con Inox anillo Technopolimer avec anneau Inox
17	Girante Impeller Impulsor Roue	Tecnopolimero Technopolimer Tecnopolimero Technopolimer
18	Dado Girante Impeller Nut Tuerca de Impulsor Écrou de Roue	Acciaio Galvanizzato Galvanized Steel Acero Galvanizado Acier Galvanisé
19	Guarnizione O-Ring Junta Tórica Joint torique	Gomma Rubber Caucho Caoutchouc
20	Corpo Aspirazione Suction Body Cuerpo Aspiración Corps d'aspiraction	Ghisa Cast Iron Fundición Fonte

QV 4

DATI TECNICI/TECHNICAL DATA/DATOS TÉCNICOS/DONNÉES TECHNIQUES

60 Hz n=3500 rpm

MODELLO MODEL MODELO MODÈLE QV	Phases 1-ph	Phases 3-ph	DN mm	Potenza Power Potencia Puissance kw	hp	Q=Portata/Delivery/Caudal/Débit us gpm	0	5	11	13	16	19	21	24	26	29	32	37	42	48	53	58	63	69	74	79
						l/min	0	20	40	50	60	70	80	90	100	110	120	140	160	180	200	220	240	260	280	300
						m³/h	0	1.2	2.4	3	3.6	4.2	4.8	5.4	6	6.6	7.2	8.4	9.6	10.8	12	13.2	14.4	15.6	16.8	18
						H=Prevalenza/Head/Altura/Hauteur (m)																				
4×4/1.5	•	•	25x25	1.1	1.5		52	49	46	44	41	39	37	33	30	27	23									
4×6/2	•	•	25x25	1.5	2		77	74	69	66	63	58	55	50	45	40	34									
4×8/3	•	•	25x25	2.2	3		104	99	92	88	84	78	73	66	60	53	45									
4×10/4	•	•	25x25	3	4		129	124	116	110	104	97	91	83	75	66	57									
4×13/5.5	-	•	25x25	4	5.5		168	161	150	143	136	126	119	108	97	86	74									
4×16/7.5	-	•	25x25	5.5	7.5		206	198	185	177	167	156	146	133	119	106	91									

QV 4

DIMENSIONI E PESO/DIMENSIONS AND WEIGHT/DIMENSIONES Y PESOS/DIMENSIONS ET POIDS

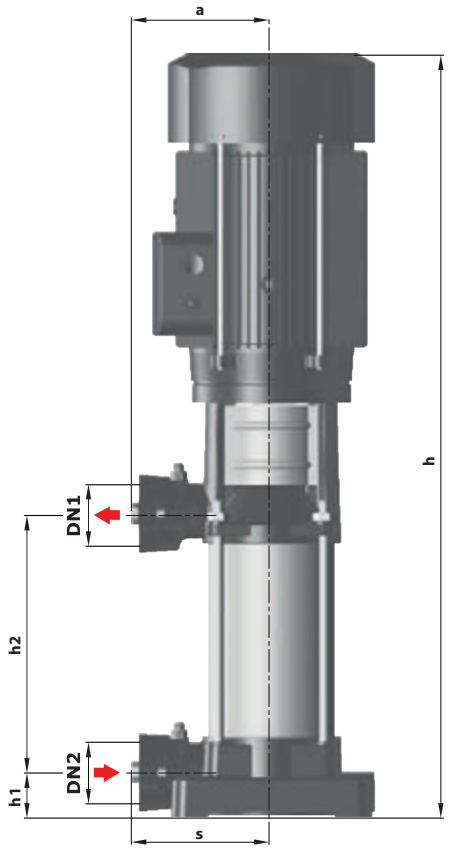



MODELLO/MODEL MODELO/MODÈLE QV	Phases 1-ph	Phases 3-ph	DIMENSIONI/DIMENSIONS/DIMENSIONES/DIMENSIONS (mm) DN1	DN2	N	a	s	h	h1	h2	w1	w2	n1	n2	n3	n4	d	kg 1-ph	kg 3-ph
4×4/1.5	•	•	25/32	25/32	4	141	141	615.5	45.5	156.5	165	165	202	202	175	175	12	27.0	26.0
4×6/2	•	•	25/32	25/32	6	141	141	685.5	45.5	226.5	165	165	202	202	175	175	12	32.0	31.0
4×8/3	•	•	25/32	25/32	8	141	141	755.5	45.5	296.5	165	165	202	202	175	175	12	37.0	36.0
4×10/4	•	•	25/32	25/32	10	141	141	872.5	45.5	366.5	165	165	202	202	195	195	12	47.0	46.0
4×13/5.5	-	•	25/32	25/32	13	141	141	977.5	45.5	471.5	165	165	202	202	195	195	12	-	51.0
4×16/7.5	-	•	25/32	25/32	16	141	141	1132.5	45.5	576.5	165	165	202	202	204	204	12	-	61.0

QV 4

CURVA DI PRESTAZIONE/PERFORMANCE CURVE/CURVA DE RENDIMIENTO/COURBE DE PERFORMANCE

60 Hz n=3500 rpm

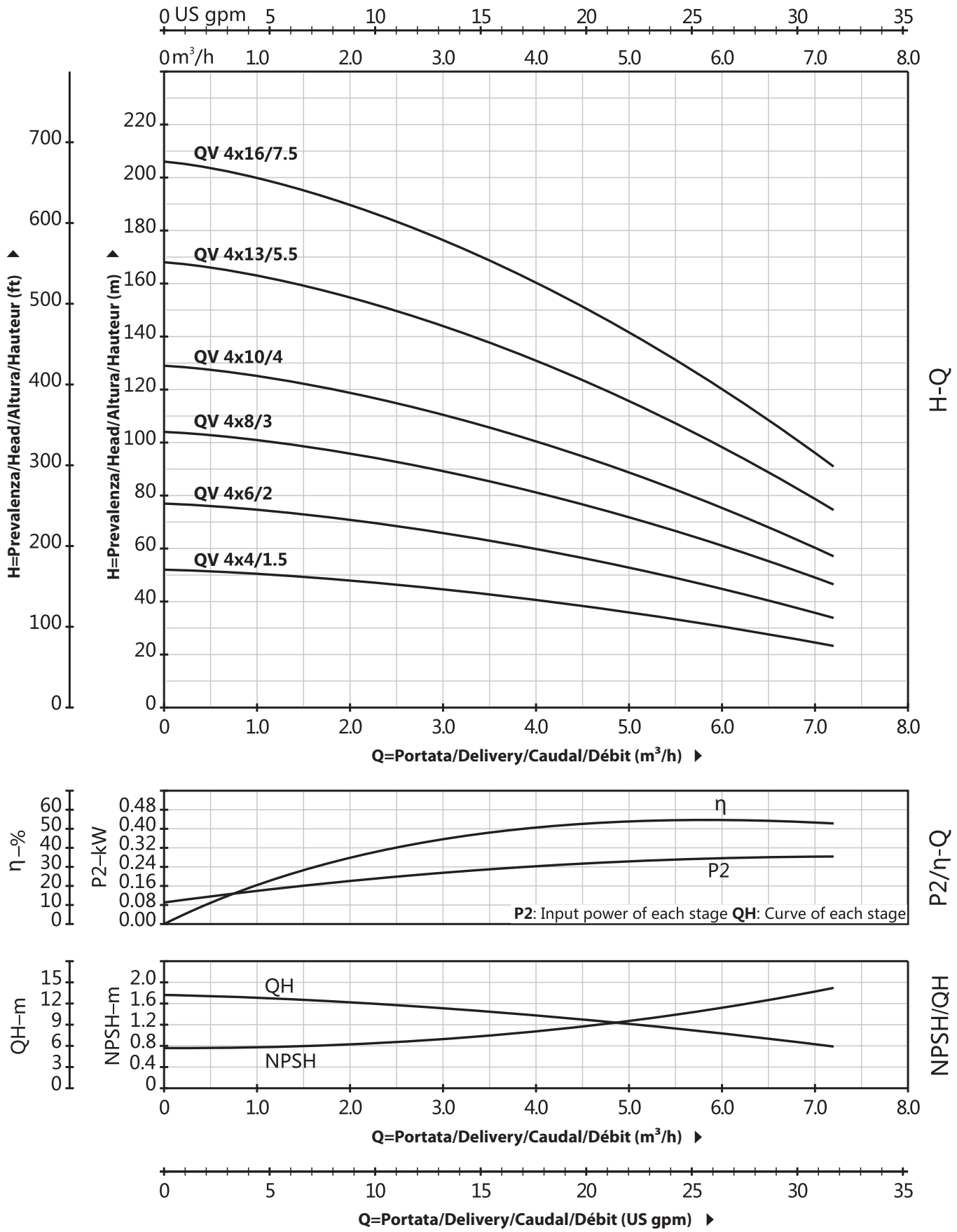

QV 6

DATI TECNICI/TECHNICAL DATA/DATOS TÉCNICOS/DONNÉES TECHNIQUES

60 Hz n=3500 rpm

MODELLO MODEL MODELO MODÈLE QV	Phases 1-ph	Phases 3-ph	DN mm	Potenza Power Potencia Puissance kw	hp	Q=Portata/Delivery/Caudal/Débit us gpm	0	5	11	13	16	19	21	24	26	29	32	37	42	48	53	58	63	69	74	79
						l/min	0	20	40	50	60	70	80	90	100	110	120	140	160	180	200	220	240	260	280	300
						m³/h	0	1.2	2.4	3	3.6	4.2	4.8	5.4	6	6.6	7.2	8.4	9.6	10.8	12	13.2	14.4	15.6	16.8	18
						H=Prevalenza/Head/Altura/Hauteur (m)																				
6×3/1.5	•	•	32x32	1.1	1.5	40					36	35	33	31	30	28	26	22	17							
6×5/2	•	•	32x32	1.5	2	66					60	58	55	52	50	47	43	36	28							
6×7/3	•	•	32x32	2.2	3	92					85	81	78	73	70	66	61	51	40							
6×9/4	•	•	32x32	3	4	119					109	104	100	94	90	84	78	65	51							
6×12/5.5	-	•	32x32	4	5.5	159					145	139	133	125	120	113	104	87	68							
6×16/7.5	-	•	32x32	5.5	7.5	197					180	173	165	156	150	140	130	108	85							

QV 6

DIMENSIONI E PESO/DIMENSIONS AND WEIGHT/DIMENSIONES Y PESOS/DIMENSIONS ET POIDS

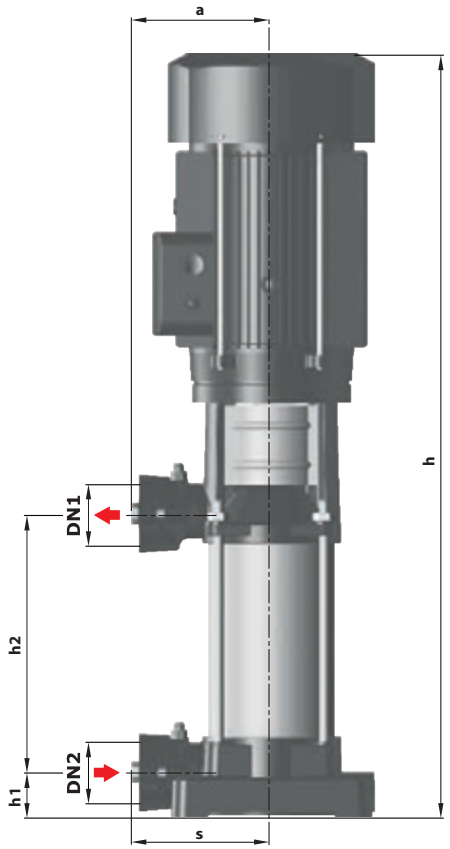



MODELLO/MODEL MODELO/MODÈLE QV	Phases 1-ph	Phases 3-ph	DIMENSIONI/DIMENSIONS/DIMENSIONES/DIMENSIONS (mm) DN1	DN2	N	a	s	h	h1	h2	w1	w2	n1	n2	n3	n4	d	kg 1-ph	kg 3-ph
6×3/1.5	•	•	25/32	25/32	3	141	141	580.5	45.5	121.5	165	165	202	202	175	175	12	**26.0**	**25.0**
6×5/2	•	•	25/32	25/32	5	141	141	650.5	45.5	191.5	165	165	202	202	175	175	12	**31.0**	**30.0**
6×7/3	•	•	25/32	25/32	7	141	141	720.5	45.5	261.5	165	165	202	202	175	175	12	**36.0**	**35.0**
6×9/4	•	•	25/32	25/32	9	141	141	837.5	45.5	331.5	165	165	202	202	195	195	12	**46.0**	**45.0**
6×12/5.5	-	•	25/32	25/32	12	141	141	942.5	45.5	436.5	165	165	202	202	195	195	12	**-**	**50.0**
6×16/7.5	-	•	25/32	25/32	16	141	141	1132.5	45.5	576.5	165	165	202	202	204	204	12	**-**	**60.0**

QV 6

CURVA DI PRESTAZIONE/PERFORMANCE CURVE/CURVA DE RENDIMIENTO/COURBE DE PERFORMANCE

60 Hz n=3500 rpm

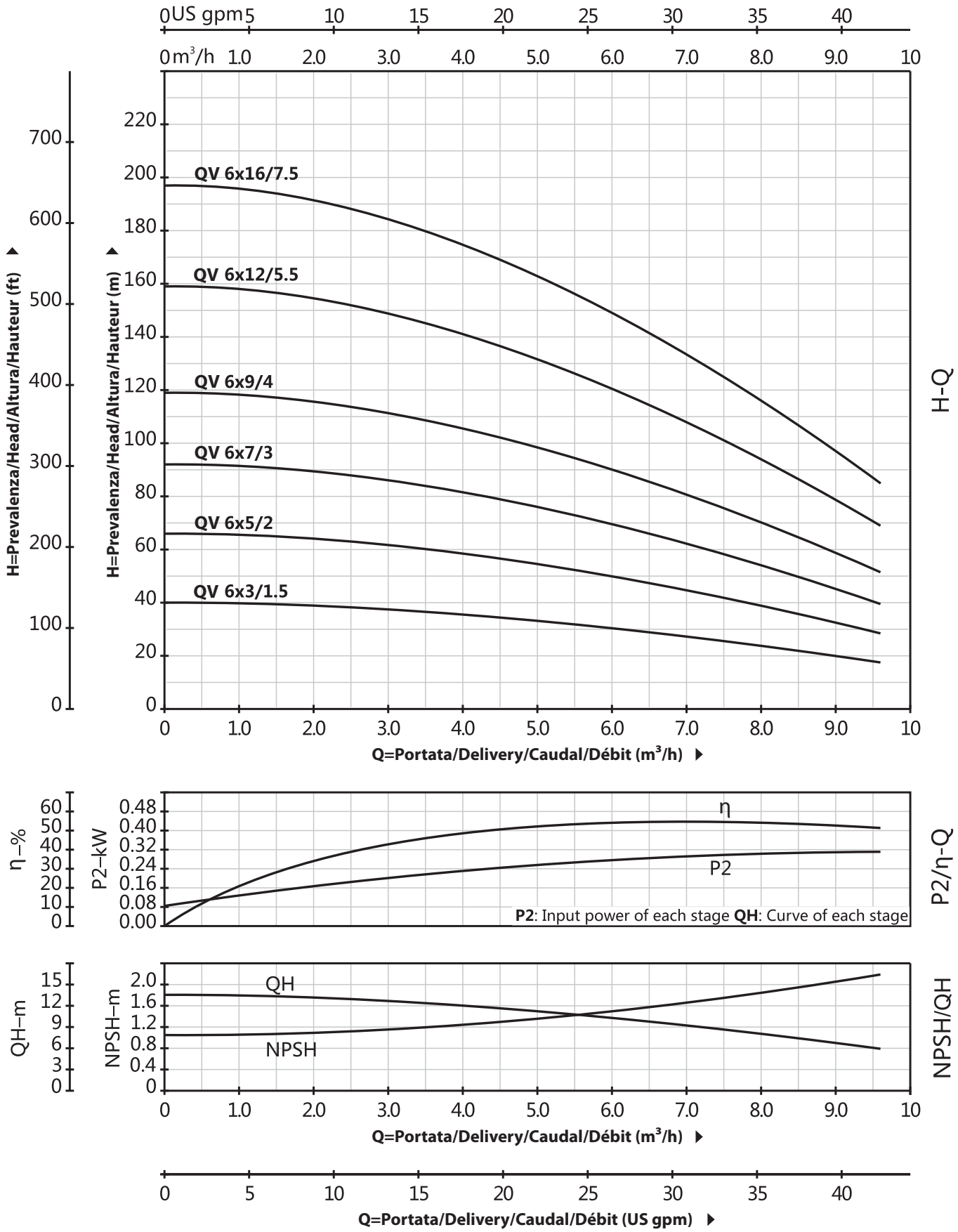

QV 8

DATI TECNICI/TECHNICAL DATA/DATOS TÉCNICOS/DONNÉES TECHNIQUES

60 Hz n=3500 rpm

MODELLO MODEL MODELO MODÈLE QV	Phases 1-ph	Phases 3-ph	DN mm	Potenza Power Potencia Puissance kw	hp	Q=Portata/Delivery/Caudal/Débit us gpm	0	5	11	13	16	19	21	24	26	29	32	37	42	48	53	58	63	69	74	79
						l/min	0	20	40	50	60	70	80	90	100	110	120	140	160	180	200	220	240	260	280	300
						m³/h	0	1.2	2.4	3	3.6	4.2	4.8	5.4	6	6.6	7.2	8.4	9.6	10.8	12	13.2	14.4	15.6	16.8	18
						H=Prevalenza/Head/Altura/Hauteur (m)																				
8×4/2	•	•	40x40	1.5	2		53						44	42	41	39	37	33	29	23	17	12				
8×6/3	•	•	40x40	2.2	3		79						66	64	61	59	56	50	44	35	26	18				
8×8/4	•	•	40x40	3	4		105						88	85	82	78	74	66	58	46	34	24				
8×10/5.5	-	•	40x40	4	5.5		132						110	106	102	98	93	83	73	58	43	30				
8×13/7.5	-	•	40x40	5.5	7.5		171						143	138	133	127	121	108	95	75	56	39				
8×17/10	-	•	40x40	7.5	10		224						187	180	173	167	158	141	124	99	73	51				

QV 8

DIMENSIONI E PESO/DIMENSIONS AND WEIGHT/DIMENSIONES Y PESOS/DIMENSIONS ET POIDS

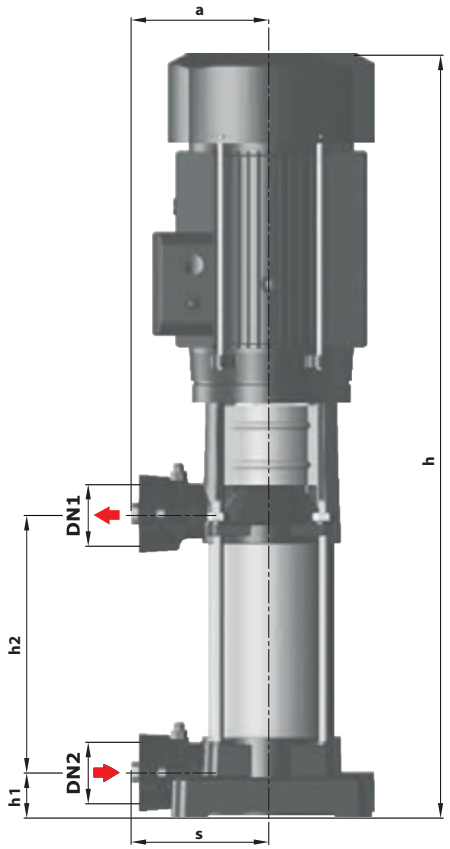



MODELLO/MODEL MODELO/MODÈLE QV	Phases 1-ph	Phases 3-ph	DIMENSIONI/DIMENSIONS/DIMENSIONES/DIMENSIONS (mm) DN1	DN2	N	a	s	h	h1	h2	w1	w2	n1	n2	n3	n4	d	kg 1-ph	kg 3-ph
8×4/2	•	•	40/50	40/50	4	141	141	615.5	45.5	156.5	165	165	202	202	175	175	12	30.0	29.0
8×6/3	•	•	40/50	40/50	6	141	141	685.5	45.5	226.5	165	165	202	202	175	175	12	35.0	34.0
8×8/4	•	•	40/50	40/50	8	141	141	802.5	45.5	296.5	165	165	202	202	195	195	12	45.0	44.0
8×10/5.5	-	•	40/50	40/50	10	141	141	872.5	45.5	366.5	165	165	202	202	195	195	12	-	49.0
8×13/7.5	-	•	40/50	40/50	13	141	141	1027.5	45.5	471.5	165	165	202	202	204	204	12	-	59.0
8×17/10	-	•	40/50	40/50	17	141	141	1167.5	45.5	611.5	165	165	202	202	204	204	12	-	64.0

QV 8

CURVA DI PRESTAZIONE/PERFORMANCE CURVE/CURVA DE RENDIMIENTO/COURBE DE PERFORMANCE

60 Hz n=3500 rpm

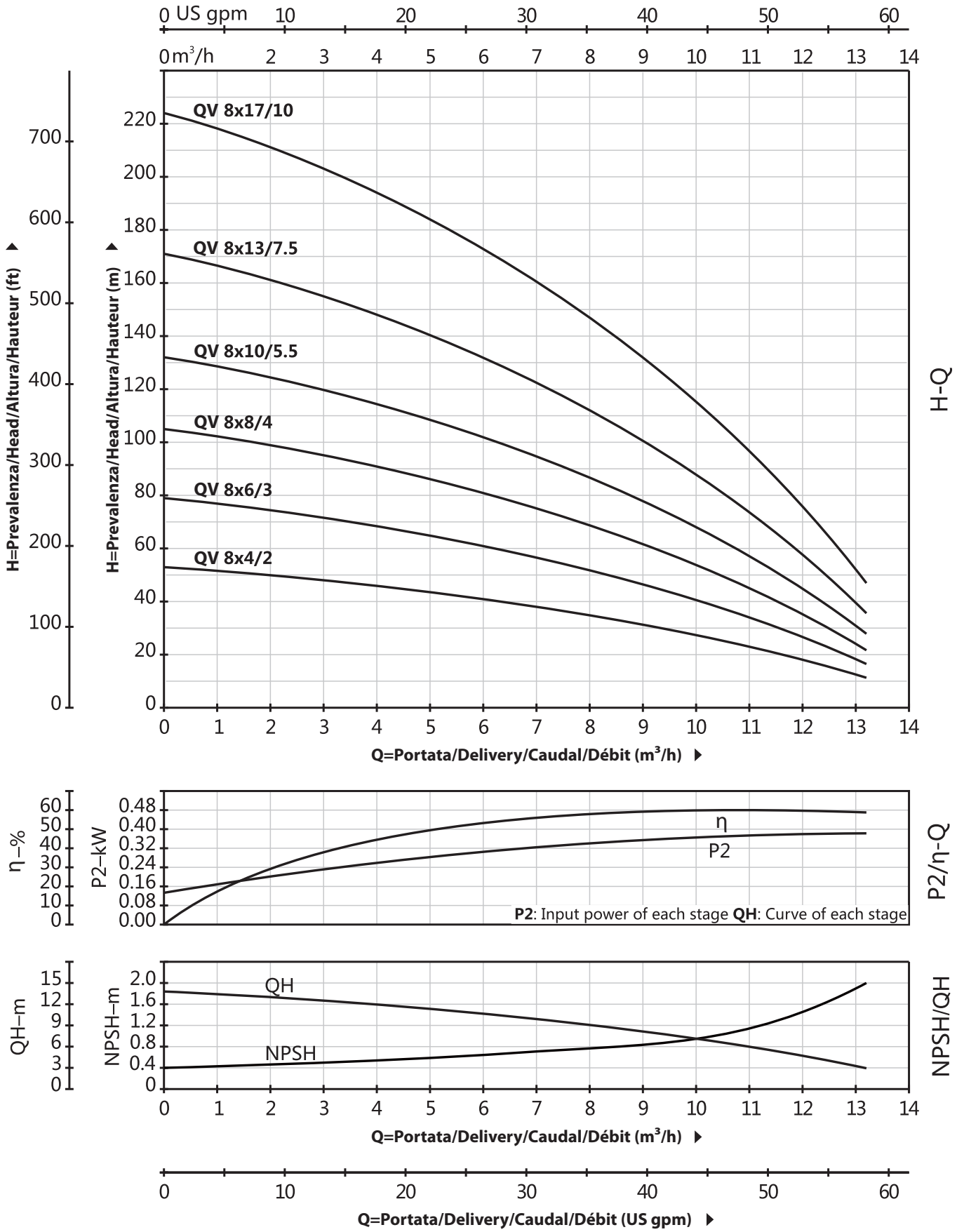

QV 12

DATI TECNICI/TECHNICAL DATA/DATOS TÉCNICOS/DONNÉES TECHNIQUES

60 Hz n=3500 rpm

MODELLO MODEL MODELO MODÈLE QV	Phases 1-ph	Phases 3-ph	DN mm	Potenza Power Potencia Puissance kw	hp	Q=Portata/Delivery/Caudal/Débit us gpm	0	5	11	13	16	19	21	24	26	29	32	37	42	48	53	58	63	69	74	79
						l/min	0	20	40	50	60	70	80	90	100	110	120	140	160	180	200	220	240	260	280	300
						m³/h	0	1.2	2.4	3	3.6	4.2	4.8	5.4	6	6.6	7.2	8.4	9.6	10.8	12	13.2	14.4	15.6	16.8	18
						H=Prevalenza/Head/Altura/Hauteur (m)																				
12×3/2	•	•	50x50	1.5	2	44									43	42	41	40	38	36	33	30	27	24	20	17
12×4/3	•	•	50x50	2.2	3	59									58	57	55	53	50	48	44	40	36	32	27	23
12×5/4	•	•	50x50	3	4	73									72	71	69	66	63	60	55	50	45	40	34	29
12×7/5.5	-	•	50x50	4	5.5	102									101	99	97	92	88	84	77	70	63	56	48	40
12×9/7.5	-	•	50x50	5.5	7.5	132									130	127	124	119	113	108	99	90	81	71	61	51
12×11/10	-	•	50x50	7.5	10	161									159	155	152	145	138	131	121	110	99	87	75	63

QV 12

DIMENSIONI E PESO/DIMENSIONS AND WEIGHT/DIMENSIONES Y PESOS/DIMENSIONS ET POIDS

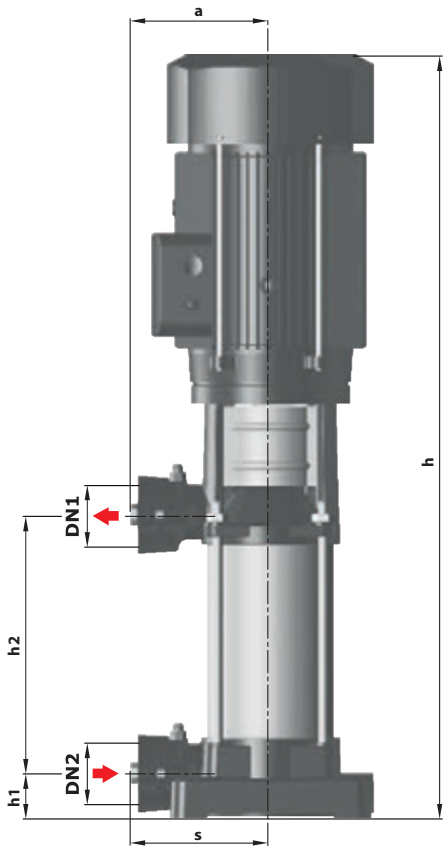



MODELLO/MODEL MODELO/MODÈLE QV	Phases 1-ph	Phases 3-ph	DIMENSIONI/DIMENSIONS/DIMENSIONES/DIMENSIONS (mm) DN1	DN2	N	a	s	h	h1	h2	w1	w2	n1	n2	n3	n4	d	kg 1-ph	kg 3-ph
12×3/2	•	•	40/50	40/50	3	141	141	580.5	45.5	121.5	165	165	202	202	175	175	12	28.0	27.0
12×4/3	•	•	40/50	40/50	4	141	141	615.5	45.5	156.5	165	165	202	202	175	175	12	33.0	32.0
12×5/4	•	•	40/50	40/50	5	141	141	697.5	45.5	191.5	165	165	202	202	195	195	12	41.0	40.0
12×7/5.5	-	•	40/50	40/50	7	141	141	767.5	45.5	261.5	165	165	202	202	195	195	12	-	45.0
12×9/7.5	-	•	40/50	40/50	9	141	141	887.5	45.5	331.5	165	165	202	202	204	204	12	-	55.0
12×11/10	-	•	40/50	40/50	11	141	141	957.5	45.5	401.5	165	165	202	202	204	204	12	-	62.0

QV 12

CURVA DI PRESTAZIONE/PERFORMANCE CURVE/CURVA DE RENDIMIENTO/COURBE DE PERFORMANCE

60 Hz n=3500 rpm

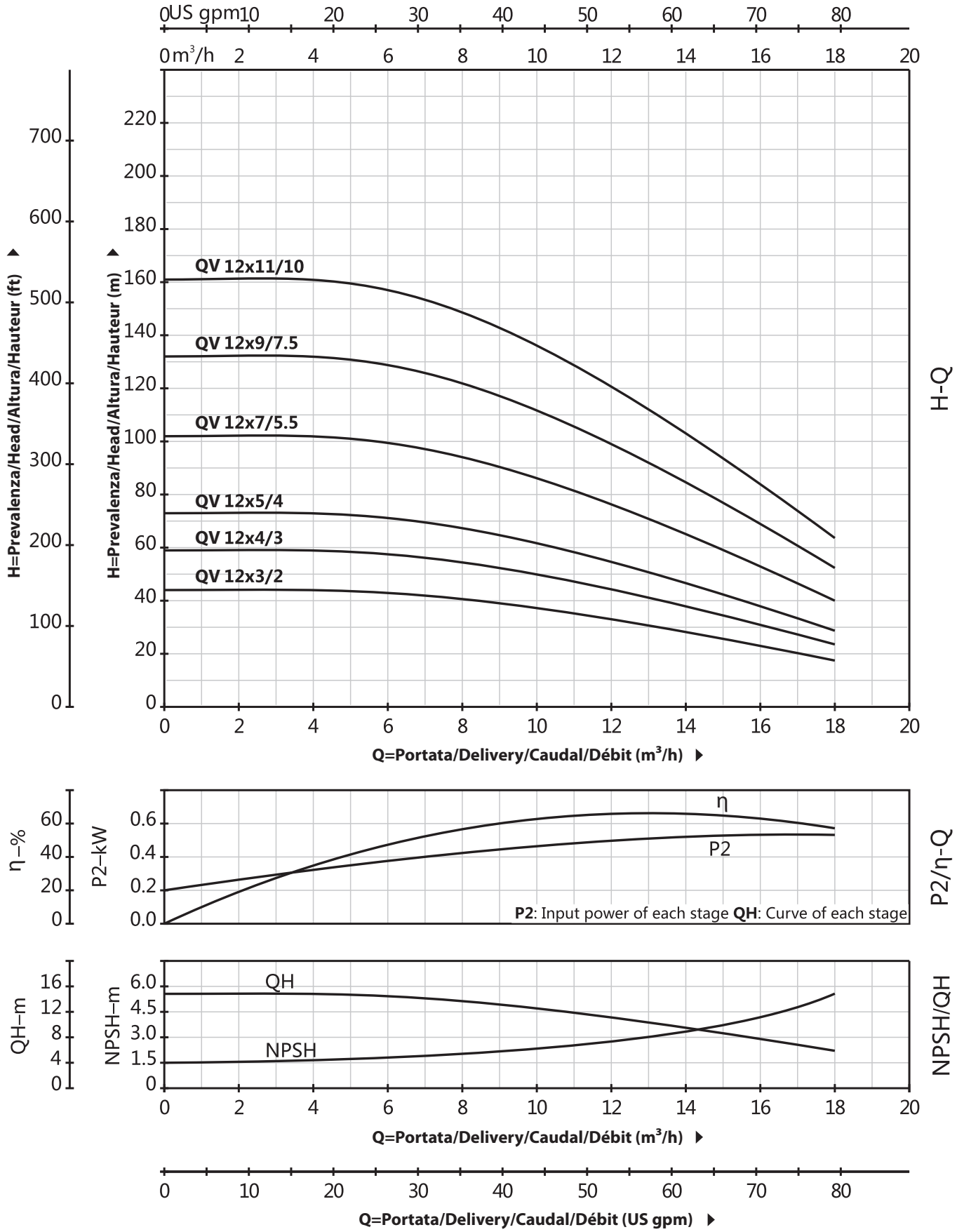

QV 30

DATI TECNICI/TECHNICAL DATA/DATOS TÉCNICOS/DONNÉES TECHNIQUES

60 Hz n=3500 rpm

MODELLO MODEL MODELO MODÈLE QV	Phases 1-ph	Phases 3-ph	DN mm	Potenza Power Potencia Puissance kw	hp	Q=Portata/Delivery/Caudal/Débit us gpm 0	26	53	79	106	132	159	185	211
						l/min 0	100	200	300	400	500	600	700	800
						m³/h 0	6	12	18	24	30	36	42	48
						H=Prevalenza/Head/Altura/Hauteur (m)								
30×5/10	-	•	65x65	7.5	10	105	100	93	86	78	67	54	36	4
30×6/12	-	•	65x65	9.2	12.5	126	120	112	103	94	80	65	44	5
30×8/15	-	•	65x65	11	15	168	158	149	138	124	106	86	58	6

QV 30

DIMENSIONS AND WEIGHT/DIMENSIONES Y PESOS/DIMENSIONS ET POIDS

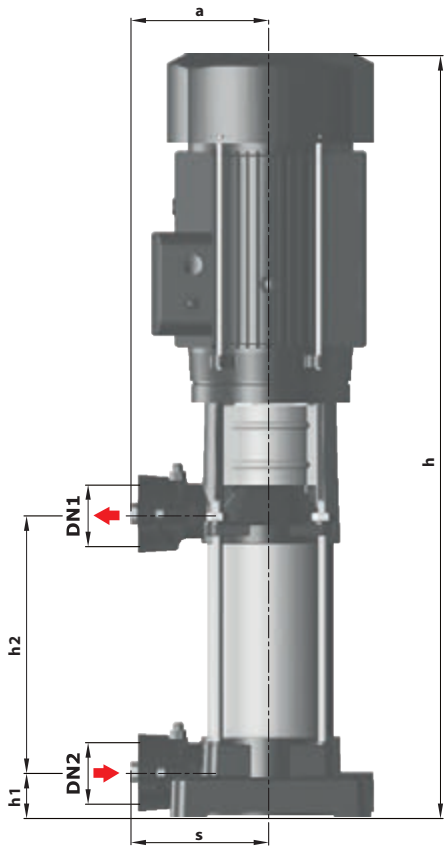



MODELLO/MODEL MODELO/MODÈLE QV	Phases 1-ph	Phases 3-ph	DIMENSIONI/DIMENSIONS/DIMENSIONES/DIMENSIONS (mm) DN1	DN2	N	a	s	h	h1	h2	w1	w2	n1	n2	n3	n4	d	kg 1-ph	kg 3-ph
30×5/10	-	•	50/65	50/65	5	170	170	939	62	309	187	187	230	230	260	260	12	-	84.0
30×6/12	-	•	50/65	50/65	6	170	170	993	62	362.5	187	187	230	230	260	260	12	-	90.0
30×8/15	-	•	50/65	50/65	8	170	170	1100	62	469.5	187	187	230	230	260	260	12	-	97.0

QV 30

CURVA DI PRESTAZIONE/PERFORMANCE CURVE/CURVA DE RENDIMIENTO/COURBE DE PERFORMANCE

60 Hz n=3500 rpm

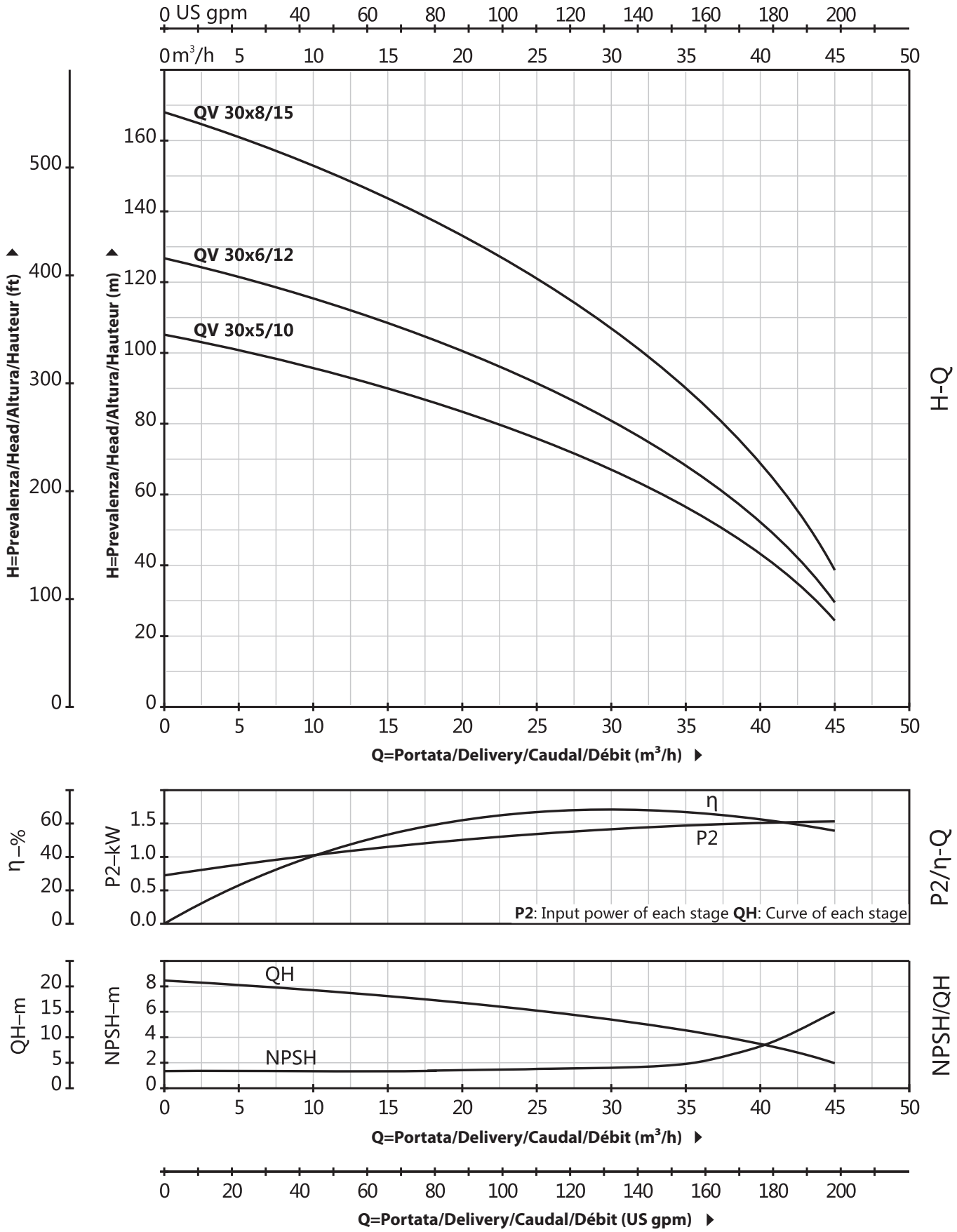

NOTES

NOTES

QUADRA

MADE IN ITALY

www.quadra-italy.com

Clean

Civil

Industry

Fire

QVX

Pompa multistadio verticale in inox
Inox Vertical multistage pump
Bomba centrifuga multietapa vertical en acero inoxidable
Pompe centrifuge multicellulaire verticale en acier inoxydable

60 Hz

Clean

Civil

Industry

Fire

QVX-S/QVX-C

Pompa multistadio verticale in inox
Inox Vertical multistage pump
Bomba centrifuga multietapa vertical en acero inoxidable
Pompe centrifuge multicellulaire verticale en acier inoxydable

n ≈ 3500 rpm

DESCRIZIONE/DESCRIPTION
DESCRIPCIONES/DESCRIPTION

Le pompe verticali multistadio QVX-S/QVX-C sono prodotti multifunzionali. Possono essere usate per pompare diversi fluidi, dall'acqua potabile ai liquidi industriali, a diverse temperature e con differenti portate e pressioni. Il modello QVX-C è adatto per pompare liquidi non corrosivi, mentre il QVX-S è adatto per liquidi leggermente corrosivi. Motore standard a due poli, completamente chiuso, con raffreddamento a ventola

Vertical Multistage Centrifugal pumps QVX-S/QVX-C are multi-functional products. They can be used to convey various media from tap water to industrial liquid at different temperatures and with different flow rates and pressures. QVX-C type is suitable for conveying non-corrosive liquids, while QVX-S is suitable for slightly corrosive liquids. Total-enclosed fan-cooled two-pole standard motor.

Las bombas centrífugas verticales multietapa QVX-S/QVX-C son productos multifunción. Se pueden utilizar para transportar diversos medios, desde agua del grifo hasta líquidos industriales. a diferente temperatura y con diferente caudal y presión. El tipo QVX-C es aplicable para transportar líquidos no corrosivos, mientras que QVX-S es adecuado para líquidos ligeramente corrosivos. Motor estándar bipolar totalmente cerrado y refrigerado por ventilador

Les pompes centrifuges multicellulaires verticales QVX-S/QVX-C sont des produits multifonctions. Ils peuvent être utilisés pour transporter divers fluides, de l'eau potable aux liquides industriels, à différentes températures et avec différents débits et pressions. Le type QVX-C est applicable au transport de liquides non corrosifs, tandis que le type QVX-S convient aux liquides légèrement corrosifs. Moteur standard bipolaire entièrement fermé, refroidi par ventilateur

LIMITI DI UTILIZZO/USING LIMITS
LÍMITES UTILIZACIÓN/UTILISATION LIMITES

Liquido fluido, pulito, non infiammabile e non esplosivo, privo di granuli solidi e fibre.
Temperatura del liquido:
Temperatura normale: tra -15 °C e +70 °C
Acqua calda: tra -15 °C e +120 °C
Temperatura ambiente: fino a + 40 °C
Altitudine: fino a 1000m

Thin, clean, non-flammable and non-explosive liquid containing no solid granules and fibers.
Liquid temperature:
Normal temperature: between -15 °C and +70 °C
Hot water: between -15 °C and +120 °C
Ambient temperature:up to +40 °C
Altitude: up to 1000m

Delgado, limpio, no inflamable y no explosivo Líquido que no contiene gránulos sólidos ni fibras.
Temperatura del líquido:
Temperatura normal: entre -15 °C y +70 °C
Agua caliente: entre -15 °C y +120 °C
Temperatura ambiente: hasta +40 °C
Altitud: hasta 1000 m

Mince, propre, ininflammable et non explosif liquide ne contenant ni granulés solides ni fibres.
Température du liquide :
Température normale : entre -15 °C et +70 °C
Eau chaude : entre -15 °C et +120 °C
Température ambiante : jusqu'à +40 °C
Altitude : jusqu'à 1000 m

APPLICAZIONI/APPLICATIONS/APLICACIONES/APPLICATIONS

Fornitura idrica: pompa filtraggio e trasporto dell'acqua negli acquedotti, incremento della pressione della condotta principale, incremento della pressione negli edifici alti. **Boosting in ambito industriale:** sistema idrico di processo, sistema di pulizia, sistema di lavaggio ad alta pressione, sistema antincendio. **Trasporto di liquidi in ambito industriale:** sistemi di raffreddamento e condizionamento, fornitura d'acqua e sistemi di condensazione per caldaie, necessità ausiliarie ai macchinari, pompaggio di liquidi acidi e alcalini. **Trattamento dell'acqua:** sistemi di ultrafiltrazione, sistemi RO (osmosi inversa), sistemi di distillazione, separatori, piscine. **Irrigazione:** irrigazione dei terreni agricoli, irrigazione a goccia.

Water supply: water filter and transport in waterworks, boosting of main pipeline, boosting in high rise building. **Industrial boosting:** process flow water system, clearing system, high pressure washing system, fire fighting system. **Industrial liquid conveying:** cooling and air-conditioning system, boiler water supply and condensing system, machine-associated purpose, acids and alkai. **Water treatment:** ultrafiltration system, RO system, distillation system, separator, swimming pool. **Irrigation:** farmland irrigation, dripping irrigation.

Suministro de agua: filtrado y transporte de agua en plantas de abastecimiento de agua, refuerzo de tubería principal, refuerzo en edificios de gran altura. **Impulso industrial:** sistema de flujo de agua de proceso, sistema de limpieza, sistema de lavado a alta presión, sistema contra incendios. **Transporte de líquidos industriales:** sistema de refrigeración y aire acondicionado, sistema de condensación y suministro de agua para calderas, uso asociado a máquinas, ácidos y álcalis. **Tratamiento de agua:** sistema de ultrafiltración, sistema RO, sistema de destilación, separador, piscina. **Riego:** riego de tierras agrícolas, riego por goteo.

Approvisionnement en eau: filtre à eau et transport dans les usines d'adduction d'eau, surpression de la canalisation principale, surpression dans les immeubles de grande hauteur. **Dynamisation industrielle:** système d'eau de traitement, système de nettoyage, système de lavage haute pression, système de lutte contre l'incendie. **Transport de liquides industriels:** système de refroidissement et de climatisation, système d'alimentation en eau de chaudière et système de condensation, usage associé à la machine, acides et alcalis. **Traitement de l'eau:** système d'ultrafiltration, système RO, système de distillation, séparateur, piscine. **Irrigation:** irrigation des terres agricoles, irrigation goutte à goutte.

Clean

Civil

Industry

Fire

QVX-S/QVX-C

Pompa multistadio verticale in inox
Inox Vertical multistage pump
Bomba centrifuga multietapa vertical en acero inoxidable
Pompe centrifuge multicellulaire verticale en acier inoxydable

n ≈ 3500 rpm

CODICE MODELLO/MODEL CODE
CÓDIGO MODELO/CODE MODÈLE

Esempio/For example/Por ejemplo/Par exemple

QVX-S 8 20 / 1

- **1**=numero di giranti
  number of impeller
  número de impulsor
  nombre de roue
- **20**=Numero di stadi x10
  Stage number x 10
  Número de etapa x 10
  Numéro d'étape x 10
- **8**=Portata nominale (m³/h)
  Nominal flow(m³/h)
  Caudal nominal(m³ / h)
  Débit nominal(m³ / h)
- **S**=I componenti del passaggio del flusso sono in AISI304 o 316L
  Flow passage components are of AISI304 or 316L
  Los componentes del paso de flujo son de AISI304 o 316L
  Les composants du passage d'écoulement sont en acier inoxydable AISI 304 ou 316L
- **QVX**=Pompa multistadio verticale
  Vertical multistage pump
  Bomba centrifuga multietapa vertical
  Pompe centrifuge multicellulaire verticale

QVX-C 32 - 30 - 2

- **2**=Numero di giranti piccole
  Number of small impeller
  Número de impulsores pequeños
  Nombre de petite roue
- **30**=Numero di stadi x10
  Stage number x 10
  Número de etapa x 10
  Numéro d'étape x 10
- **32**=Portata nominale (m³/h)
  Nominal flow(m³/h)
  Caudal nominal(m³ / h)
  Débit nominal(m³ / h)
- **C**=Sezione di ingresso e uscita in ghisa
  Cast iron inlet and outlet section
  Sección de entrada y salida en hierro fundido
  Section d'entrée et de sortie en fonte
- **QVX**=Pompa multistadio verticale
  Vertical multistage pump
  Bomba centrifuga multietapa vertical
  Pompe centrifuge multicellulaire verticale

RANGE DI POTENZA E PRESTAZIONI
POWER AND PERFORMANCE RANGE
RANGO DE POTENCIA Y PRESTACIONES
PLAGE DE PUISSANCE ET DE PERFORMANCES

HP/KW	0.5÷150/0.37÷110
Q	0.6÷240 m³/h
H	7÷248 m

QVX-C 200 - 30 - 2A - B

- **B**=Una piccola girante B
  One small impeller B
  Un pequeño impulsor B
  Une petite roue B
- **2A**=Due piccole giranti A
  Two smaller impellers A
  Dos impulsores más pequeños A
  Deux roues plus petites A
- **30**=Numero di stadi x10
  Stage number x 10
  Número de etapa x 10
  Numéro d'étape x 10
- **200**=Portata nominale (m³/h)
  Nominal flow(m³/h)
  Caudal nominal(m³ / h)
  Débit nominal(m³ / h)
- **C**=Sezione di ingresso e uscita in ghisa
  Cast iron inlet and outlet section
  Sección de entrada y salida en hierro fundido
  Section d'entrée et de sortie en fonte
- **QVX**=Pompa multistadio verticale
  Vertical multistage pump
  Bomba centrifuga multietapa vertical
  Pompe centrifuge multicellulaire verticale

QVX-S/QVX-C

CURVA DI PRESTAZIONE/PERFORMANCE CURVE/CURVA DE RENDIMIENTO/COURBE DE PERFORMANCE

60 Hz n=3500 rpm

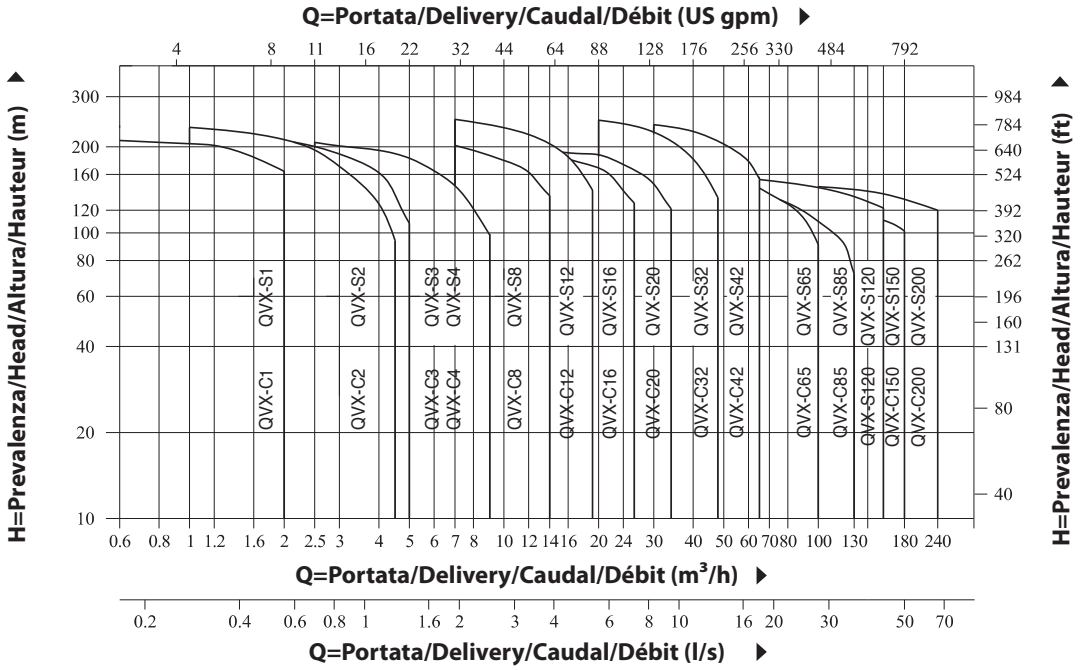

QVX-S/QVX-C

DATI TECNICI/TECHNICAL DATA/DATOS TÉCNICOS/DONNÉES TECHNIQUES

60 Hz n=3500 rpm

MODELLO MODEL MODELO MODÈLE QVX-S/QVX-C	Portata Delivery Caudal Débit		Range di portata Delivery range Rango de caudal Plage de débit		Pressione massima Max pressure Presión máxima Pression maximale	Potenza Power Potencia Puissance	Massima efficienza Max efficiency Máxima eficiencia Efficacité maximale	Collegamento del tubo/Pipe Connection Conexión de tubería/Raccordement des tuyaux				
								QVX-S			QVX-C	
	m³/h	l/s	m³/h	l/s	bar	kw	%	DIN flange	Cutting ferrule joint	Pipe thread	DIN flange	Oval flange
1	1	0.28	0.6-2	0.17-0.56	22	0.37-3	44	DN 25	★	★	DN 25	G 1
2	2	0.56	1-4.5	0.28-1.25	23.5	0.55-4	46	DN 25	★	★	DN 25	G 1
3	3	0.83	1.5-5	0.42-1.4	23	0.37-4	54	DN 25	★	★	DN 25	G 1
4	4	1.1	2.5-8	0.7-2.2	21	0.75-5.5	57	DN 32	★	★	DN 32	G 1 ¼
8	8	2.2	7-14	1.9-3.9	20	0.75-11	62	DN 40	★	★	DN 40	G 1 ½
12	12	3.3	7-19	1.9-5.3	25	11-15	63	DN 50	★	★	DN 50	G 2
16	16	4.4	10-26	2.8-7.2	20	2.2-18.5	66	DN 50	★	★	DN 50	G 2
20	20	5.6	12-34	3.3-9.4	20	2.2-18.5	69	DN 50	★	★	DN 50	G 2
32	32	8.9	20-48	5.5-13.3	25	3-30	73	DN 65	-	-	DN 65	-
42	42	11.7	30-65	8.3-18	26	5.5-45	75	DN 80	-	-	DN 80	-
65	65	18	40-100	11.1-27.7	18	7.5-45	76	DN 100	-	-	DN 100	-
85	85	24	60-130	16.7-36.1	15	11-45	77	DN 100	-	-	DN 100	-
120	120	33	60-160	16.7-44.4	15	18.5-75	74	DN 125	-	-	DN 125	-
150	150	41.6	80-180	22-50	14	15-75	73	DN 125	-	-	DN 125	-
200	200	55.6	100-240	27.8-66.7	15	30-110	78	DN 150	-	-	DN 150	-

QVX-S/QVX-C 1,2,3,4

COMPONENTI/COMPONEMTS/COMPONENTES/COMPOSANTS

No.	Descrizione	Description
1	Basamento	Base Frame
2	Valvola di bypass	By Pass Valve
3a	Sezione di ingresso/uscita di tipo ovale	Oval type inlet/outlet section
3b	Sezione di ingresso/uscita di tipo flangiato	Flange type inlet/outlet section
3c	Sezione di ingresso/uscita di tipo filettato	Thread type inlet/outlet section
4a	Guarnizione	Gasket
4b	Anello elastico	Snap Ring
5a	Flangia ovale	Oval Flange
5b	Flangia	Flange
6a	Bullone	Bolt
7	Dado autobloccante	Lock Nut
8	Guarnizione	Gasket
9	Premistoppa	Gland
10	Induttore	Inducer
11	Girante	Impeller
12	Cuscinetto	Bearing
13	Distanziale cuscinetto	Bearing spacing pipe
14	Diffusore cuscinetto	Bearing diffuser
15	Distanziale girante	Impeller spacing pipe
16	Diffusore	Diffuser
17	Diffusore superiore	Top diffuser
18	Albero	Shaft
19	Spina	Pin
20	Molla ondulata	Waveshape spring
21	Testa pompa	Pump head
22	Valvola di sfiato aria	Air vent valve
23	Tenuta meccanica	Mechanical seal
24	Staffa	Bracket
25	Camicia esterna	Out cylinder
26	O-ring	O-Ring
27	Tirante	Stay Bolt
28	Protezione giunto	Coupling guard
28a	Protezione giunto (senza gioco)	Coupling guard (No Gap)
29	Giunto	Coupling
30	Motore	Motor

No.	Descripción	Description
1	Bastidor base	Châssis de base
2	Válvula de bypass	Vanne de by-pass
3a	Sección de entrada/salida ovalada	Section d'entrée/sortie ovale
3b	Sección de entrada/salida con brida	Section d'entrée/sortie à bride
3c	Sección de entrada/salida roscada	Section d'entrée/sortie filetée
4a	Junta	Joint
4b	Anillo elástico	Circuit élastique
5a	Brida ovalada	Bride ovale
5b	Brida	Bride
6a	Perno	Boulon
7	Tuerca autoblocante	Écrou autobloquant
8	Junta	Joint
9	Prensaestopas	Presse-étoupe
10	Inductor	Inducteur
11	Impulsor	Roue
12	Cojinete	Palier
13	Distanciador del cojinete	Entretoise de roulement
14	Difusor de cojinetes	Diffuseur de palier
15	Distanciador del impulsor	Entretoise de roue
16	Difusor	Diffuseur
17	Difusor superior	Diffuseur supérieur
18	Eje	Arbre
19	Pasador	Goupille
20	Muelle ondulado	Ressort ondulé
21	Cabezal de la bomba	Tête de pompe
22	Válvula de purga de aire	Soupape de purge d'air
23	Sello mecánico	Garniture mécanique
24	Soporte	Support
25	Camisa exterior	Chemise extérieure
26	Junta tórica	Joint torique
27	Perno de sujeción	Boulon de maintien
28	Protector de acoplamiento	Protection d'accouplement
28a	Protector de acoplamiento (sin espacio)	Protection d'accouplement (sans jeu)
29	Acoplamiento	Accouplement
30	Motor	Moteur

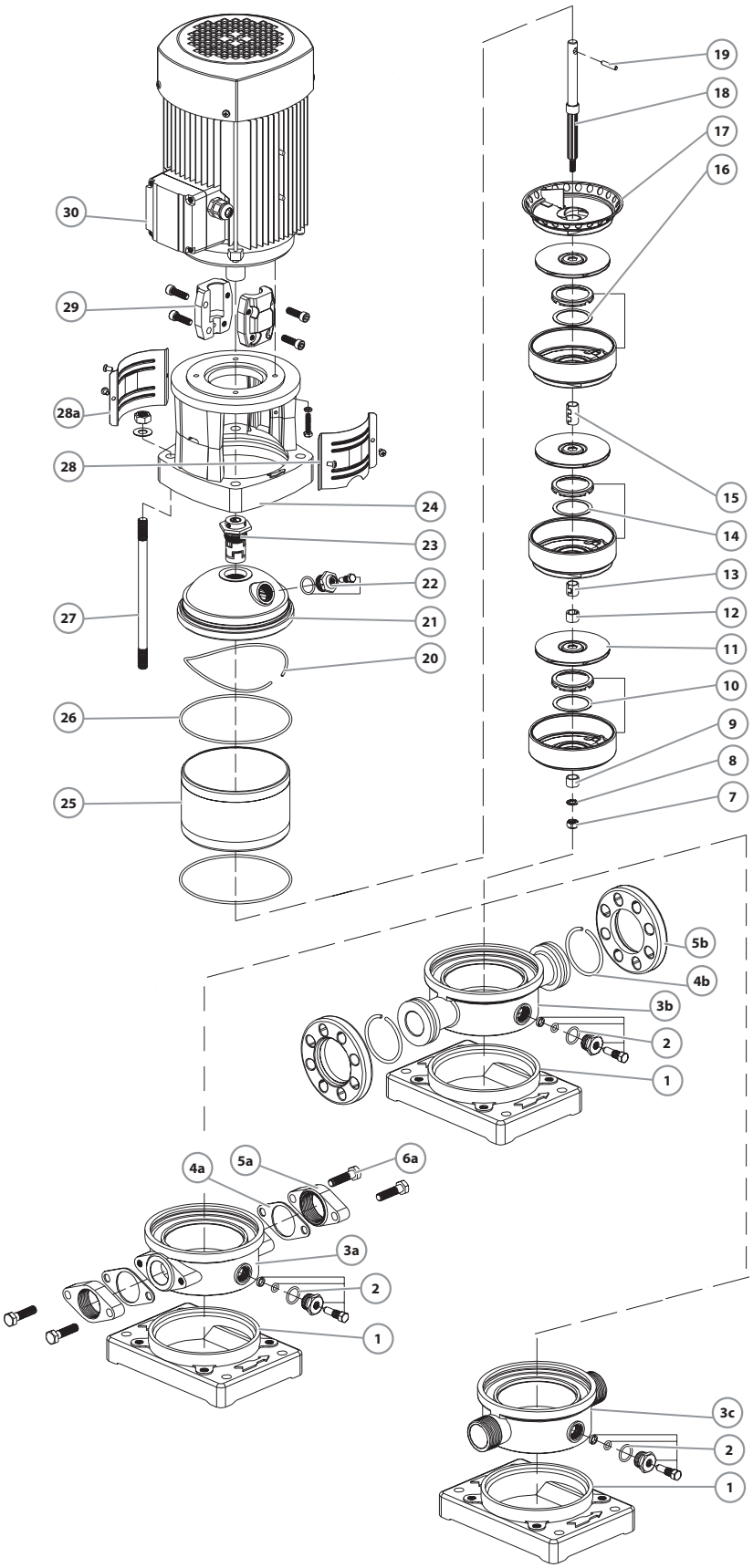

QVX-S1/QVX-C 1

DATI TECNICI/TECHNICAL DATA/DATOS TÉCNICOS/DONNÉES TECHNIQUES

60 Hz n=3500 rpm

MODELLO MODEL MODELO MODÈLE QVX-S/QVX-C	Potenza Power Potencia Puissance kW	Hp	Portata Delivery Caudal Débit m³/h	0.6	0.8	1	1.2	1.4	1.6	1.8	2
1-20	0.37	0.5	H (m)	17.5	17	16.5	16.5	15.5	15	14	13
1-30	0.37	0.5		26.5	26	25	25	23	22	21	20
1-40	0.37	0.5		35	34	33	33	31	30	28	26
1-50	0.55	0.75		43	42	41	41	39	38	35	33
1-60	0.55	0.75		52	51	50	50	47	45	43	39
1-70	0.75	1		60	59	58	58	55	52	50	46
1-80	0.75	1		68	67	65	65	62	59	57	53
1-90	0.75	1		76	75	74	74	71	66	64	60
1-100	1.1	1.5		85	84	83	83	78	74	72	67
1-110	1.1	1.5		95	93	90	90	85	81	78	73
1-120	1.1	1.5		103	102	98	98	92	88	86	79
1-130	1.1	1.5		112	110	107	107	100	95	93	86
1-150	1.5	2		127	125	123	123	117	112	107	99
1-170	1.5	2		144	141	139	139	132	124	120	112
1-190	2.2	3		160	157	155	155	147	141	134	124
1-210	2.2	3		177	174	172	172	162	153	147	138
1-230	2.2	3		193	190	188	188	174	167	161	152
1-250	3	4		210	207	205	205	192	184	176	164

QVX-S1/QVX-C 1

DIMENSIONI E PESO/DIMENSIONS AND WEIGHT/DIMENSIONES Y PESOS/DIMENSIONS ET POIDS

MODELLO MODEL MODELO MODÈLE QVX-S/QVX-C	DIMENSIONI/DIMENSIONS DIMENSIONES/DIMENSIONS mm B1	B2	B1+B2	D1	D2	WGT Kg
1-20	258	210	468	148	117	20
1-30	276	210	486	148	117	20
1-40	294	210	504	148	117	21
1-50	312	210	522	148	117	22
1-60	330	210	540	148	117	23
1-70	358	245	603	170	142	26
1-80	376	245	621	170	142	27
1-90	394	245	639	170	142	28
1-100	412	245	657	170	142	29
1-110	430	245	675	170	142	29
1-120	448	245	693	170	142	30
1-130	466	245	711	170	142	31
1-150	512	290	802	190	155	37
1-170	548	290	838	190	155	38
1-190	584	290	874	190	155	41
1-210	620	290	910	190	155	42
1-230	656	290	946	190	155	43
1-250	702	315	1017	197	165	51

CONNECTION OPTIONS:

CUTTING FERRULE JOINT

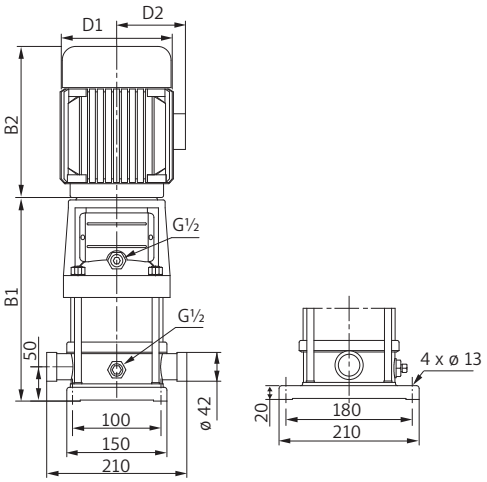

PIPE THREAD

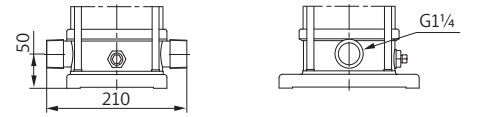

OVAL

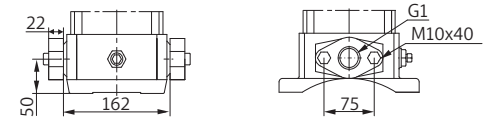

FLANGE

PN25/DN25

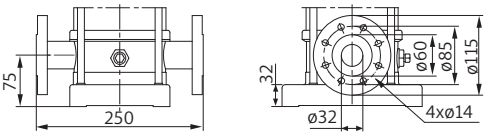

QVX-S1/QVX-C1

CURVA DI PRESTAZIONE/PERFORMANCE CURVE/CURVA DE RENDIMIENTO/COURBE DE PERFORMANCE

60 Hz n=3500 rpm

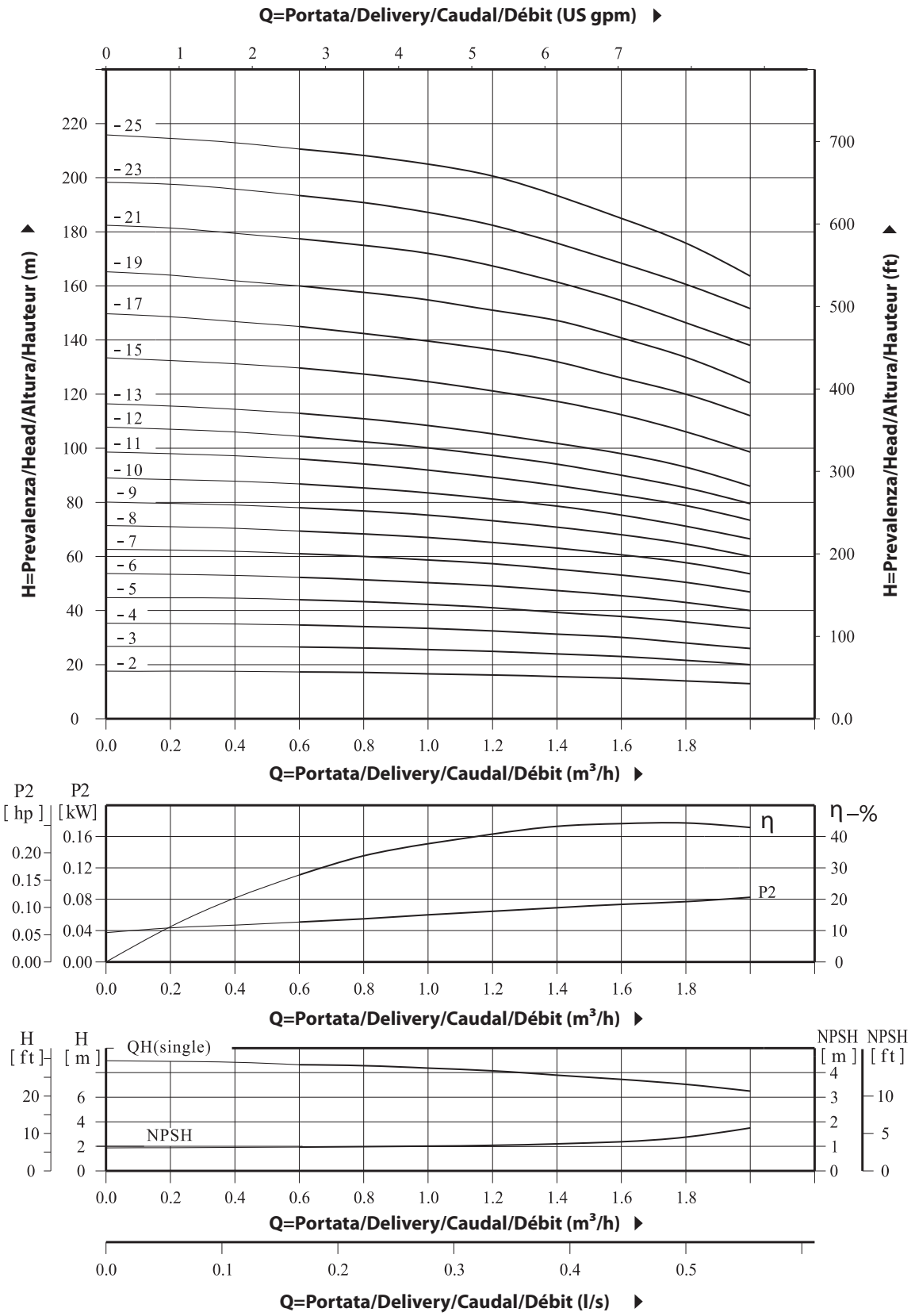

QVX-S2/QVX-C2

DATI TECNICI/TECHNICAL DATA/DATOS TÉCNICOS/DONNÉES TECHNIQUES

60 Hz n=3500 rpm

MODELLO MODEL MODELO MODÈLE QVX-S/QVX-C	Potenza Power Potencia Puissance kW	Hp	Portata Delivery Caudal Débit m³/h	1	1.5	2	2.5	3	3.5	4	4.5
2-20	0.55	0.75	H (m)	26	24	22	21	18	16	12	9
2-30	0.75	1		39	36	33	31	27	24	19	15
2-40	1.1	1.5		52	48	45	42	36	32	26	20
2-50	1.1	1.5		65	60	57	52	46	41	32	25
2-60	1.1	1.5		78	74	69	63	56	49	40	30
2-70	1.5	2		91	86	81	74	66	57	47	35
2-90	2.2	3		117	111	104	95	86	75	61	45
2-110	2.2	3		143	136	128	116	104	90	75	56
2-130	3	4		171	163	152	139	126	108	90	66
2-150	3	4		195	186	176	160	142	125	103	77
2-180	4	5.5		234	228	212	195	171	151	126	94

QVX-S2/QVX-C2

DIMENSIONI E PESO/DIMENSIONS AND WEIGHT/DIMENSIONES Y PESOS/DIMENSIONS ET POIDS

MODELLO MODEL MODELO MODÈLE QVX-S/QVX-C	DIMENSIONI/DIMENSIONS DIMENSIONES/DIMENSIONS mm B1	B2	B1+B2	D1	D2	WGT Kg
2-20	258	210	468	148	117	21
2-30	286	245	531	170	142	24
2-40	304	245	549	170	142	25
2-50	322	245	567	170	142	26
2-60	340	245	585	170	142	26
2-70	368	290	658	190	155	32
2-90	404	290	694	190	155	36
2-110	440	290	730	190	155	37
2-130	486	315	801	197	165	44
2-150	522	315	837	197	165	45
2-180	576	315	911	230	188	54

CONNECTION OPTIONS:

CUTTING FERRULE JOINT

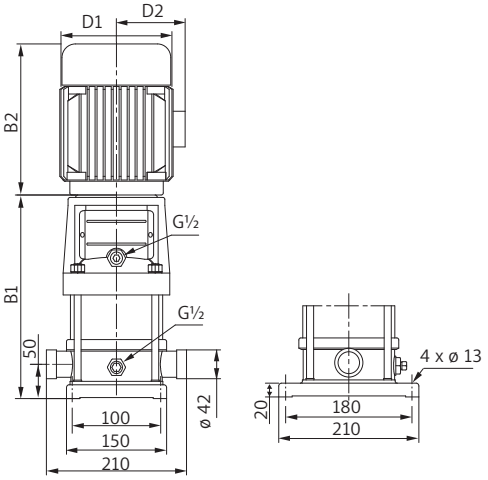

PIPE THREAD

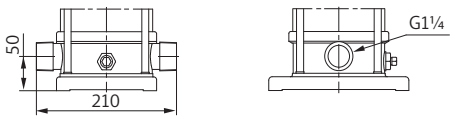

OVAL

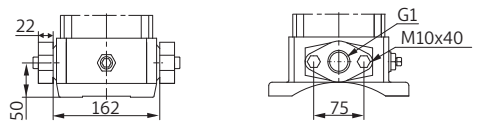

FLANGE

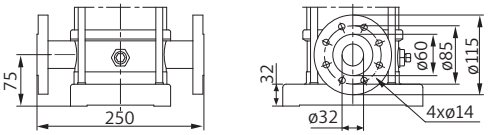

QVX-S2/QVX-C2

CURVA DI PRESTAZIONE/PERFORMANCE CURVE/CURVA DE RENDIMIENTO/COURBE DE PERFORMANCE

60 Hz n=3500 rpm

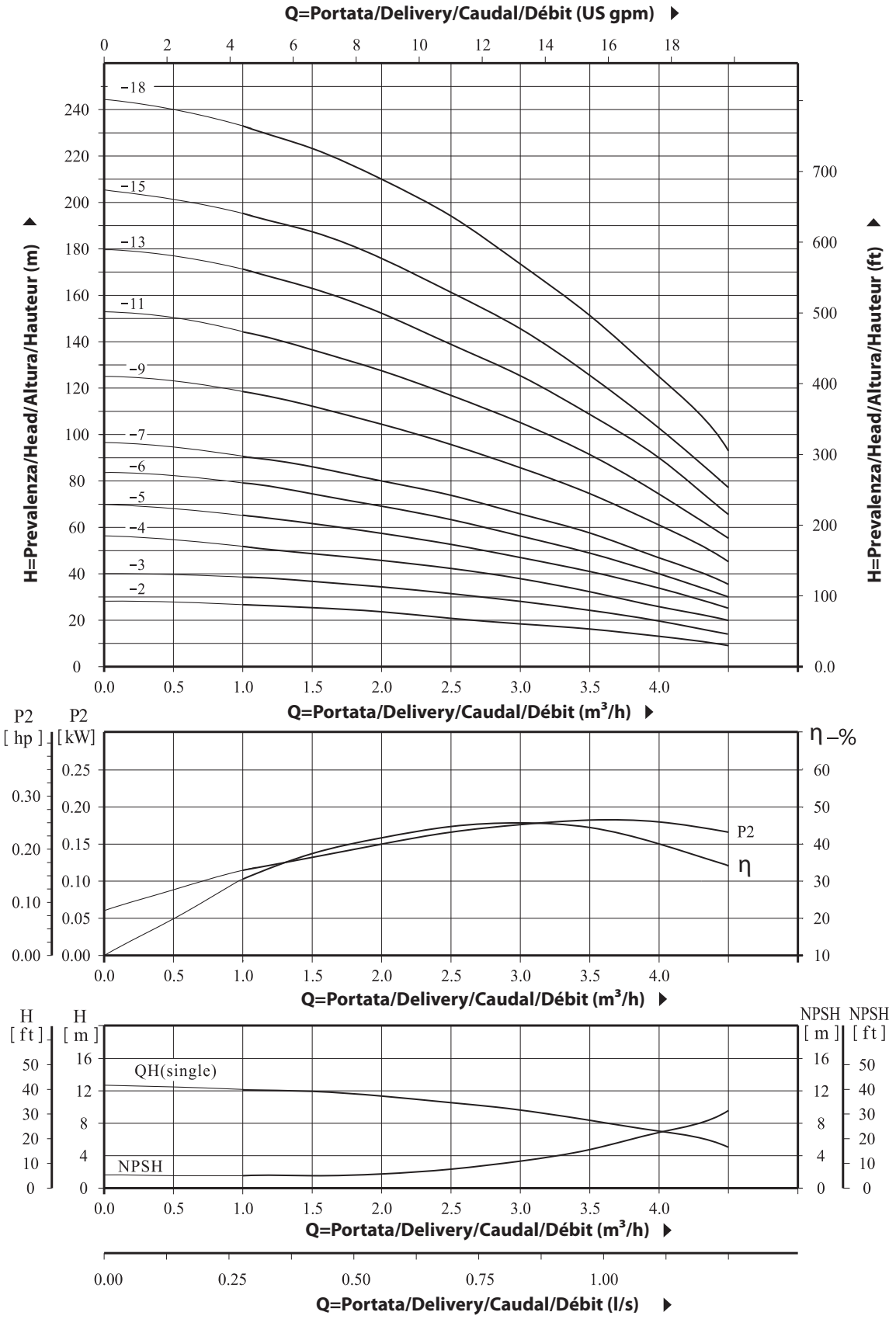

QVX-S3/QVX-C3

DATI TECNICI/TECHNICAL DATA/DATOS TÉCNICOS/DONNÉES TECHNIQUES

60 Hz n=3500 rpm

MODELLO MODEL MODELO MODÈLE QVX-S/QVX-C	Potenza Power Potencia Puissance kW	Hp	Portata Delivery Caudal Débit m³/h	1.5	2	2.5	3	3.5	4	4.5	5
3-20	0.37	0.5	H (m)	17.5	16	15	14	13	11	9	8
3-30	0.55	0.75		26.5	25	24	23	20	18	15	12
3-40	0.55	0.75		35	34	32	30	27	25	20	17
3-50	0.75	1		44	42	40	38	33	31	26	23
3-60	1.1	1.5		51	50	48	45	40	37	32	27
3-70	1.1	1.5		61	59	56	52	46	43	38	31
3-80	1.1	1.5		70	67	64	61	53	49	44	35
3-90	1.5	2		78	77	72	68	60	56	50	40
3-100	1.5	2		87	84	81	76	68	63	55	44
3-110	1.5	2		96	92	87	82	74	69	59	48
3-120	2.2	3		104	100	96	90	79	73	63	52
3-130	2.2	3		112	109	104	98	86	80	69	57
3-150	2.2	3		129	126	120	112	99	93	81	65
3-170	2.2	3		147	143	137	128	114	106	91	74
3-190	3	4		165	160	153	142	126	118	102	82
3-210	3	4		183	178	170	160	141	129	112	91
3-230	3	4		200	194	185	174	154	142	122	98
3-250	4	5.5		217	211	202	187	167	154	134	108

QVX-S3/QVX-C3

DIMENSIONI E PESO/DIMENSIONS AND WEIGHT/DIMENSIONES Y PESOS/DIMENSIONS ET POIDS

MODELLO MODEL MODELO MODÈLE QVX-S/QVX-C	DIMENSIONI/DIMENSIONS DIMENSIONES/DIMENSIONS mm B1	B2	B1+B2	D1	D2	WGT Kg
3-20	258	210	468	148	117	20
3-30	276	210	486	148	117	21
3-40	294	245	504	148	117	22
3-50	322	245	567	170	142	25
3-60	340	245	585	170	142	26
3-70	358	245	603	170	142	27
3-80	376	290	621	170	142	27
3-90	404	290	694	190	155	33
3-100	422	290	712	190	155	34
3-110	440	290	730	190	155	34
3-120	458	290	748	190	155	37
3-130	476	290	766	190	155	38
3-150	512	290	802	190	155	39
3-170	548	315	838	190	155	40
3-190	594	315	909	197	165	48
3-210	630	315	945	197	165	49
3-230	666	315	981	197	165	50
3-250	702	315	1037	230	188	58

CONNECTION OPTIONS:

CUTTING FERRUL JOINT

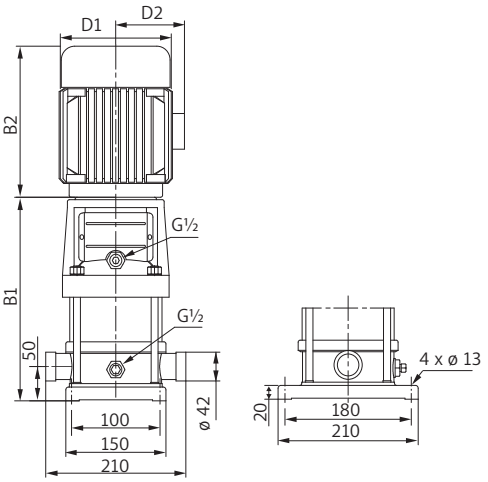

PIPE THREAD

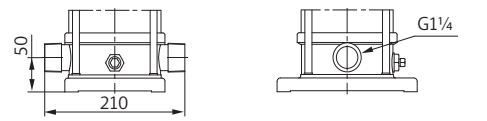

OVAL

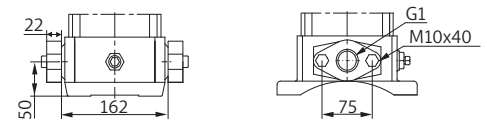

FLANGE

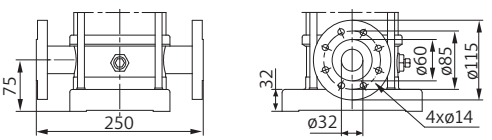

QVX-S3/QVX-C3

CURVA DI PRESTAZIONE/PERFORMANCE CURVE/CURVA DE RENDIMIENTO/COURBE DE PERFORMANCE

60 Hz n=3500 rpm

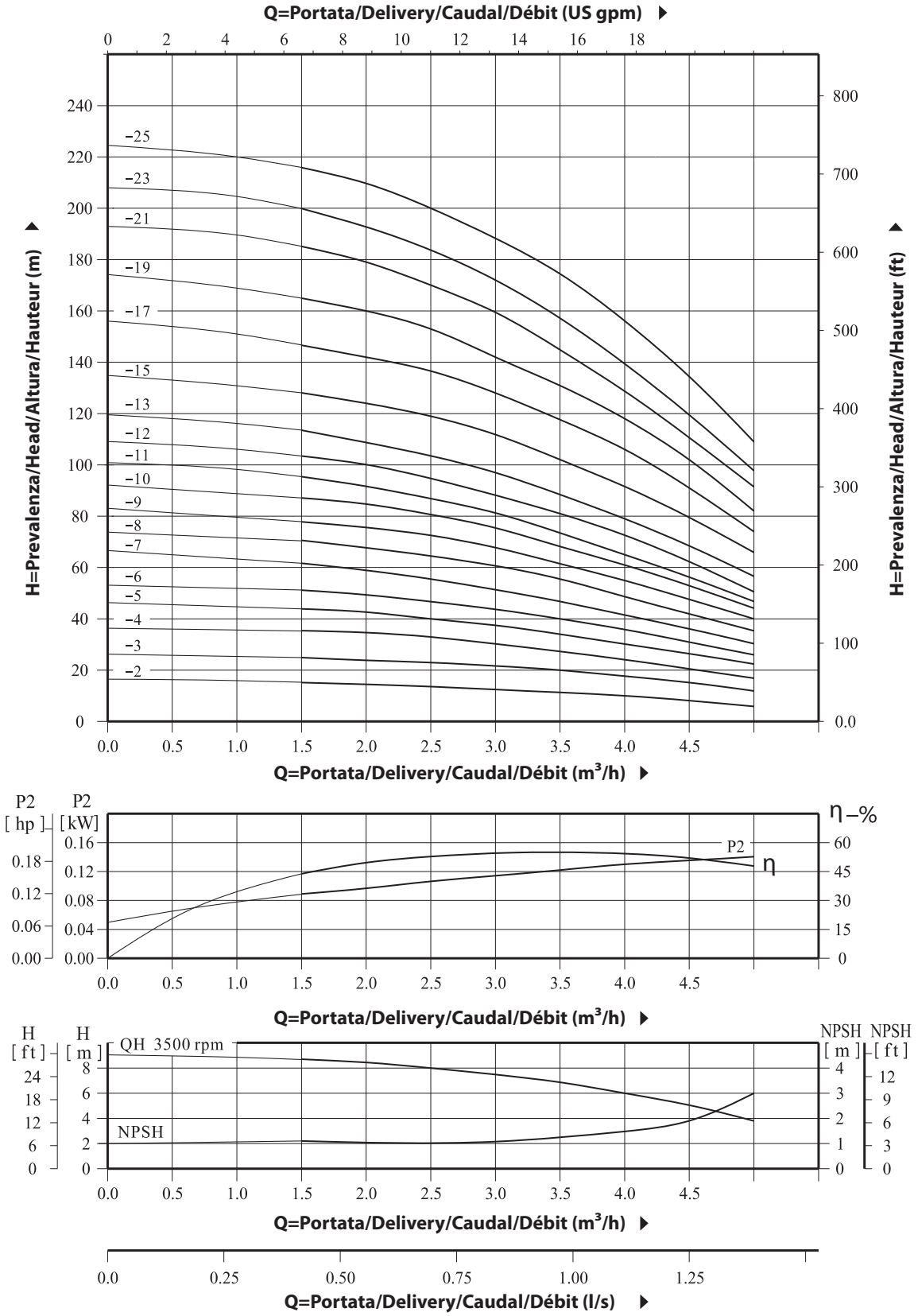

QVX-S4/QVX-C4

DATI TECNICI/TECHNICAL DATA/DATOS TÉCNICOS/DONNÉES TECHNIQUES

60 Hz n=3500 rpm

MODELLO MODEL MODELO MODÈLE QVX-S/QVX-C	Potenza Power Potencia Puissance kW	Hp	Portata Delivery Caudal Débit m³/h	2.5	3	4	5	6	7	8
4-20	0.55	1	H (m)	26	25	23	21	19	16	14
4-30	1.1	1.5		39	38	36	32	28	24	21
4-40	1.5	2		52	50	48	44	38	35	31
4-50	2.2	3		65	62	60	55	49	44	39
4-60	2.2	3		78	75	72	67	59	54	47
4-70	3	4		92	88	84	78	69	62	55
4-80	3	4		104	100	95	90	79	72	63
4-100	4	5.5		130	125	120	113	102	90	80
4-120	4	5.5		156	150	145	136	122	109	96
4-140	5.5	7.5		182	176	170	159	145	129	112
4-160	5.5	7.5		207	201	196	183	165	146	128

QVX-S4/QVX-C4

DIMENSIONI E PESO/DIMENSIONS AND WEIGHT/DIMENSIONES Y PESOS/DIMENSIONS ET POIDS

MODELLO MODEL MODELO MODÈLE QVX-S/QVX-C	DIMENSIONI/DIMENSIONS DIMENSIONES/DIMENSIONS mm B1	B2	B1+B2	D1	D2	WGT Kg
4-20	286	245	531	170	142	24
4-30	313	245	558	170	142	25
4-40	350	290	640	190	155	31
4-50	376	290	667	190	155	34
4-60	404	290	694	190	155	35
4-70	441	315	756	197	165	42
4-80	468	315	783	197	165	42
4-100	522	335	857	230	188	51
4-120	576	335	911	230	188	52
4-140	650	430	1080	260	208	64
4-160	704	430	1134	260	208	66

CONNECTION OPTIONS:

CUTTING FERRULE JOINT

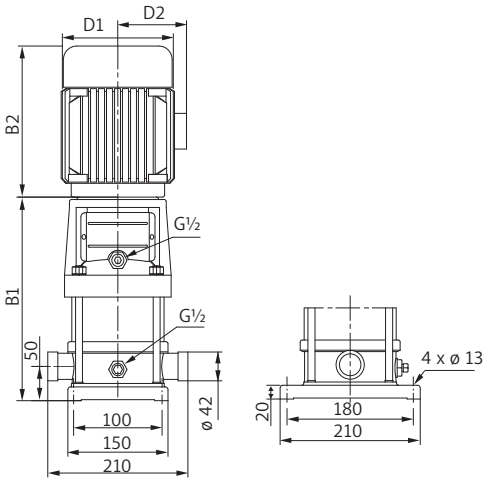

PIPE THREAD

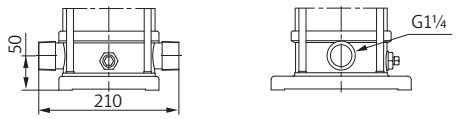

OVAL

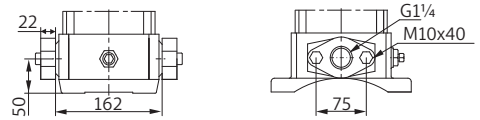

FLANGE

PN25/DN32

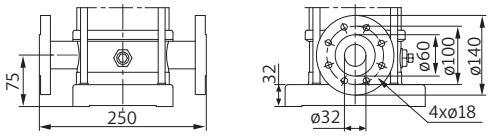

QVX-S4/QVX-C4

CURVA DI PRESTAZIONE/PERFORMANCE CURVE/CURVA DE RENDIMIENTO/COURBE DE PERFORMANCE

60 Hz n=3500 rpm

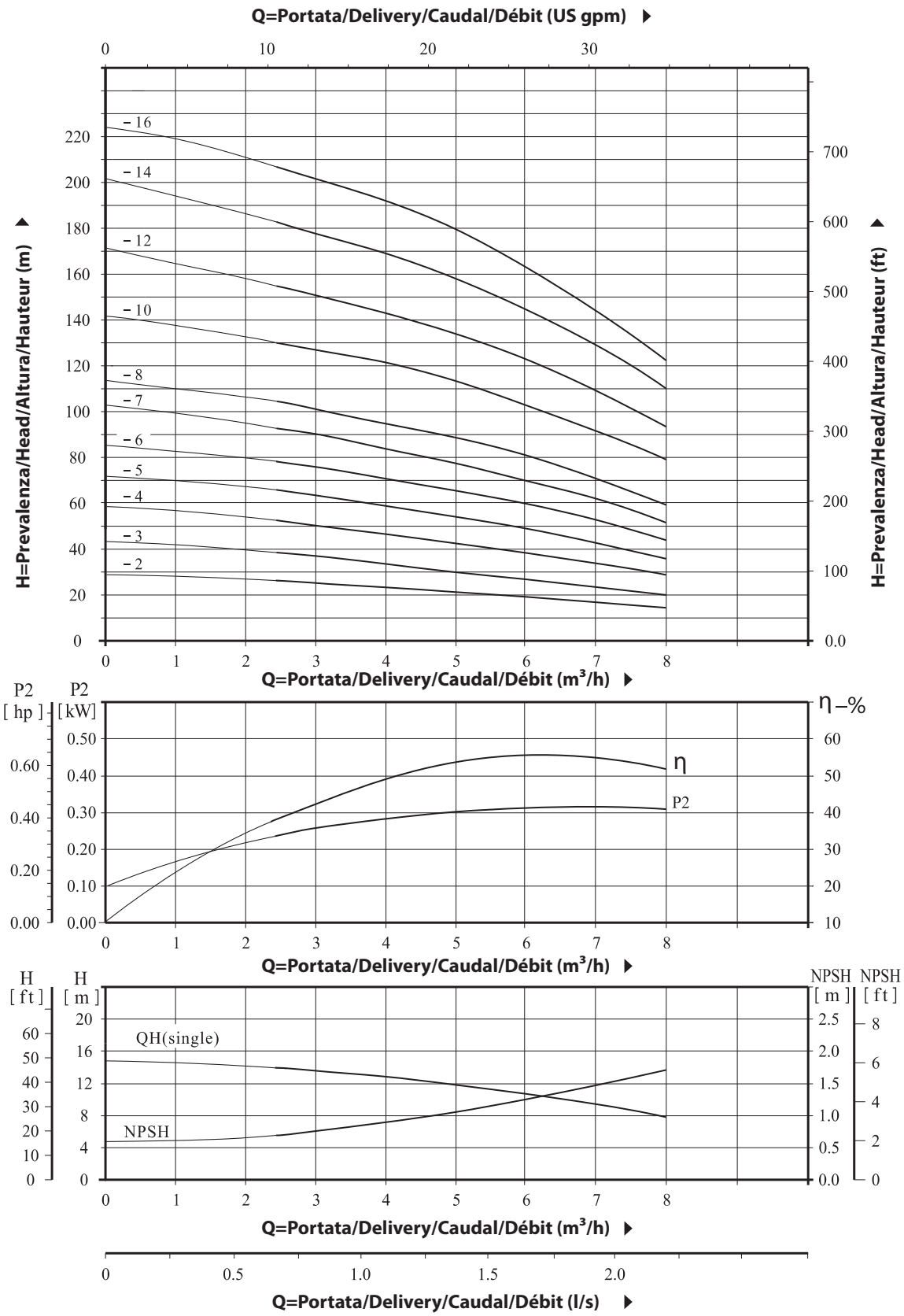

QVX-S/QVX-C 8,12,16,20

COMPONENTI/COMPONEMTS/COMPONENTES/COMPOSANTS

No.	Descrizione	Description
1	Basamento	Base frame
2	Valvola di bypass	By-pass Valve
3a	Sezione di ingresso/uscita di tipo ovale	Oval type inlet/outlet section
3b	Sezione di ingresso/uscita di tipo flangiato	Flange type inlet/outlet section
3c	Sezione di ingresso/uscita di tipo filettato	Thread type inlet/outlet section
4a	Guarnizione	Gasket
4b	Anello elastico	Snap ring
5a	Flangia ovale	Oval flange
5b	5 Flangia	Flange
6a	Bullone	Bolt
7	Fascetta di serraggio	Taut band
8	Induttore	Inducer
9	Dado di bloccaggio	Lock nut
10	Guarnizione	Gasket
11	Premistoppa	Gland
12	Girante	Impeller
13	Distanziale corto del cuscinetto	Short bearing spacing pipe
14	Cuscinetto	Bearing
15	Distanziale lungo del cuscinetto	Long bearing spacing pipe
16	Distanziale diffusore	Diffuser spacer
17	Distanziatore girante	Impeller spacing pipe
18	Diffusore	Diffuser
19	Diffusore superiore	Top diffuser
20	Albero	Shaft
21	Perno	Pin
22	O-ring	O-ring
23	Guarnizione	Gasket
24	Testa pompa	Pump head
25	Valvola di sfiato aria	Air vent valve
26	Tenuta meccanica	Mechanical seal
27	Staffa	Bracket
28	Camicia esterna	Out cylinder
29	Bullone di rinforzo	Stay bolt
30	30 Protezione giunto	Coupling guard
30a	Protezione giunto (senza gioco)	3Coupling guard (No gap)
31	Giunto	Coupling
32	Motore	Motor

No.	Descripción	Description
1	Bastidor base	Châssis de base
2	Válvula de bypass	Vanne de by-pass
3a	Sección de entrada/salida ovalada	Section d'entrée/sortie ovale
3b	Sección de entrada/salida con brida	Section d'entrée/sortie à bride
3c	Sección de entrada/salida roscada	Section d'entrée/sortie filetée
4a	Junta	Joint
4b	Anillo elástico	Circuit élastique
5a	Brida ovalada	Bride ovale
5b	Brida	Bride
6a	Perno	Boulon
7	Abrazadera de apriete	Collier de serrage
8	Inductor	Inducteur
9	Tuerca de seguridad	Écrou de blocage
10	Junta	Joint
11	Casquillo	Presse-étoupe
12	Impulsor	Roue
13	Separador corto del cojinete	Entretoise court de roulement
14	Cojinete	Palier
15	Separador largo del cojinete	Entretoise longue de roulement
16	Distanciador de difusor	Entretoise du diffuseur
17	Distanciador del impulsor	Entretoise de la roue
18	Difusor	Diffuseur
19	Difusor superior	Diffuseur supérieur
20	Eje	Arbre
21	Pasador	Goupille
22	Junta tórica	Joint torique
23	Junta	Joint
24	Cabezal de la bomba	Tête de pompe
25	Válvula de purga de aire	Soupape de purge d'air
26	Sello mecánico	Garniture mécanique
27	Soporte	Support
28	Camisa exterior	Chemise extérieure
29	Perno de sujeción	Boulon de maintien
30	Protector del acoplamiento	Protection d'accouplement
30a	Protector del acoplamiento (sin espacio)	Protection d'accouplement (sans jeu)
31	Acoplamiento	Accouplement
32	Motor	Moteur

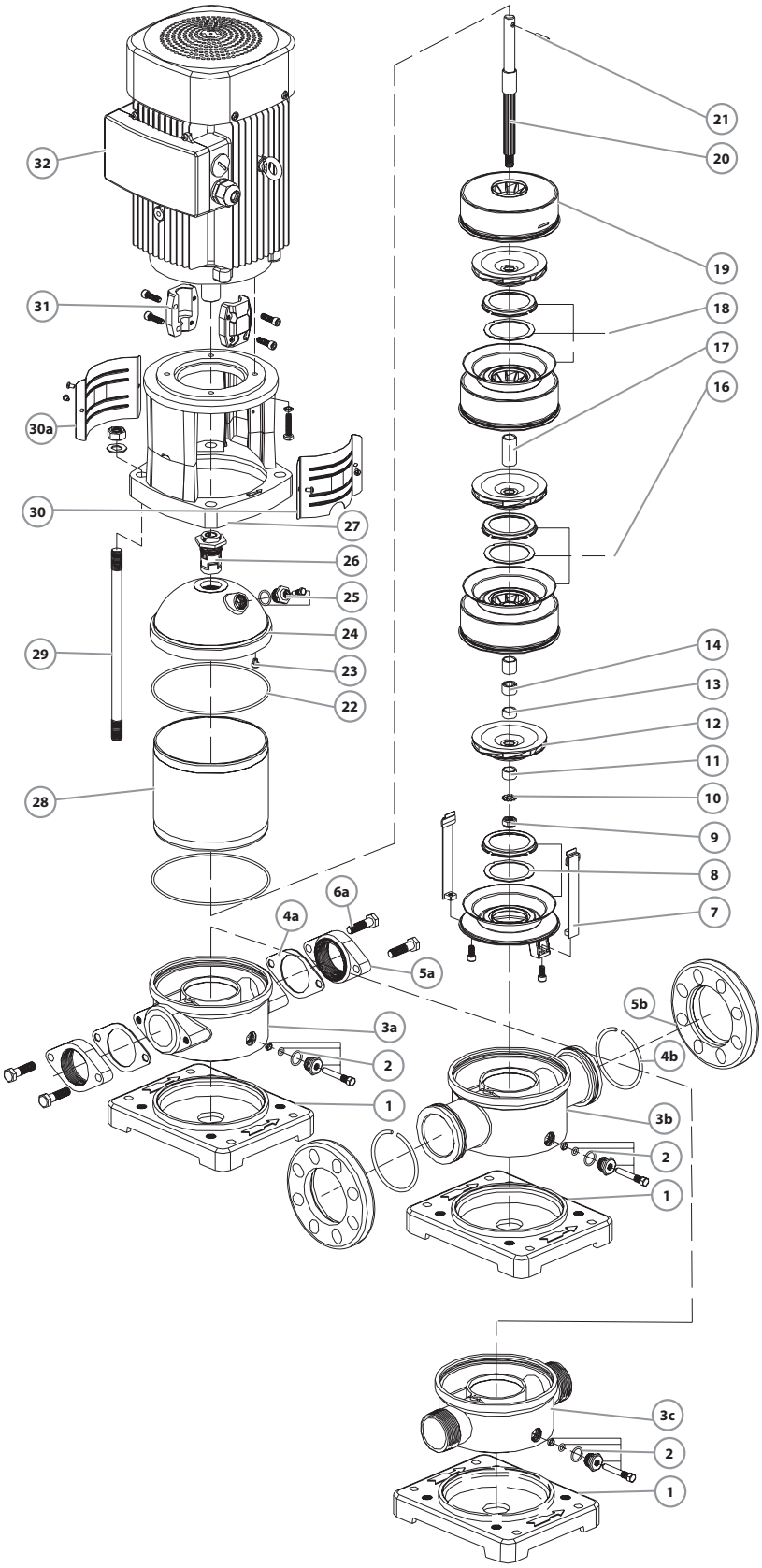

QVX-S8/QVX-C8

DATI TECNICI/TECHNICAL DATA/DATOS TÉCNICOS/DONNÉES TECHNIQUES

60 Hz n=3500 rpm

MODELLO MODEL MODELO MODÈLE QVX-S/QVX-C	Potenza Power Potencia Puissance kW	Hp	Portata Delivery Caudal Débit m³/h	7	8	9	10	11	12	13	14
8-20/10	0.75	1	H (m)	13	12	11.5	11.5	10.5	10	9.5	9
8-20	1.5	2		27	26	25	24	23	22	20	18
8-30	2.2	3		41	40	38	37	35	33	30	28
8-40	3	4		55	54	52	50	47	45	41	38
8-50	3	4		70	68	65	63	59	56	52	47
8-60	4	5.5		85	82	78	76	72	68	62	57
8-80	5.5	7.5		115	110	105	101	97	91	84	75
8-100	7.5	10		145	140	132	126	122	115	105	95
8-120	7.5	10		173	167	160	152	147	132	125	115
8-140	11	15		202	195	188	179	174	163	147	135

QVX-S8/QVX-C8

DIMENSIONI E PESO/DIMENSIONS AND WEIGHT/DIMENSIONES Y PESOS/DIMENSIONS ET POIDS

MODELLO MODEL MODELO MODÈLE QVX-S/QVX-C	DIMENSIONI/DIMENSIONS DIMENSIONES/DIMENSIONS mm B1	B2	B1+B2	D1	D2	WGT Kg
8-20/10	347	245	592	170	142	32
8-20	357	290	647	190	155	38
8-30	387	290	677	190	155	41
8-40	427	315	742	197	165	49
8-50	457	315	772	197	165	50
8-60	487	335	822	230	188	58
8-80	567	430	997	2650	208	71
8-100	627	430	1057	260	208	80
8-120	687	430	1117	260	208	82
8-140	835	490	1325	330	255	153

CONNECTION OPTIONS:

CUTTING FERRULE JOINT

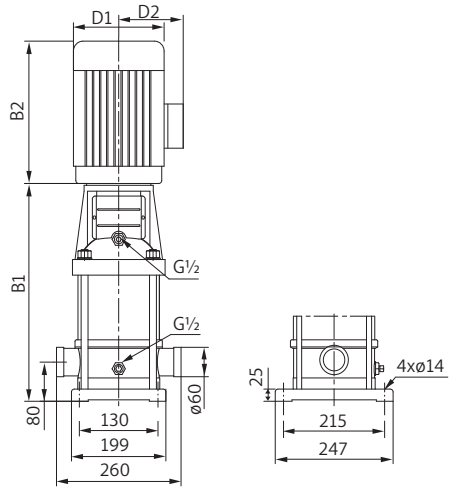

PIPE THREAD

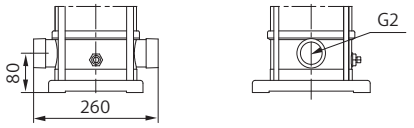

OVAL

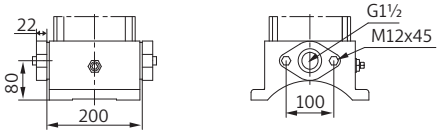

FLANGE

PN25/DN40

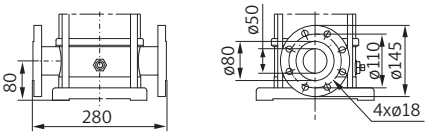

QVX-S8/QXC-C8

CURVA DI PRESTAZIONE/PERFORMANCE CURVE/CURVA DE RENDIMIENTO/COURBE DE PERFORMANCE

60 Hz n=3500 rpm

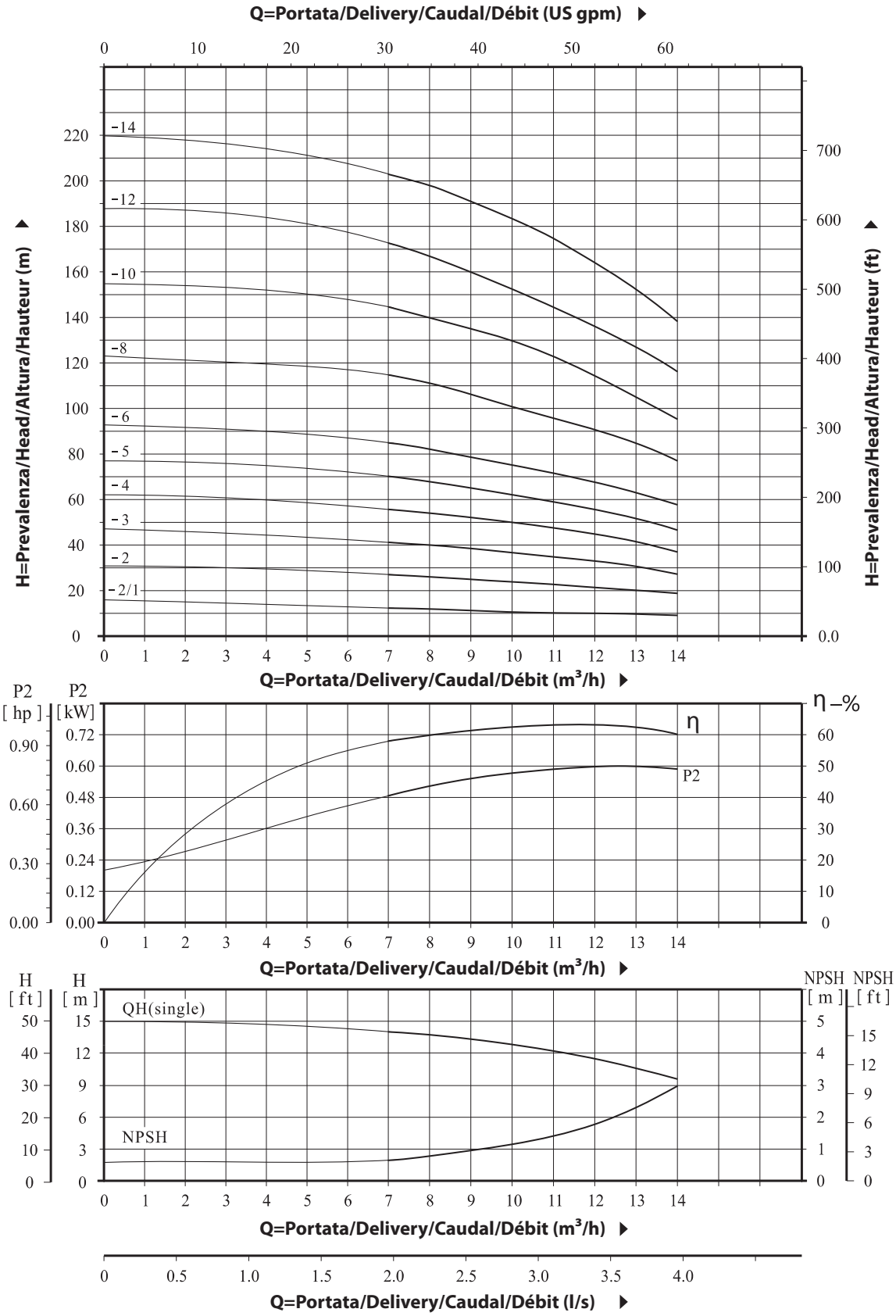

QVX-S12/QVX-C12

DATI TECNICI/TECHNICAL DATA/DATOS TÉCNICOS/DONNÉES TECHNIQUES

60 Hz n=3500 rpm

MODELLO MODEL MODELO MODÈLE QVX-S/QVX-C	Potenza Power Potencia Puissance kW	Hp	Portata Delivery Caudal Débit m³/h	7	9	11	12	13	15	17	19
12-10	1.1	1.5	H (m)	17	16	15	14.5	14	12.5	11	8.5
12-20	2.2	3		35	34	32.5	32	30.5	27	24.5	20.5
12-30	4	5.5		52.5	51.5	50	48	46	41.5	37.5	31
12-40	5.5	7.5		70	68	65.5	64	61.5	55	49.5	41
12-50	5.5	7.5		88	86	82	80	77	70	62	51
12-60	7.5	10		107	103	99	96	92	84	75	61
12-70	7.5	10		124	121	116	112	107	97	88	71
12-80	11	15		141	137	132	128	122	111	101	82
12-100	11	15		178	173	166	161	153	140	128	104
12-120	15	20		213	208	199	193	185	169	154	125
12-140	15	20		249	242	233	225	216	198	180	145

QVX-S12/QVX-C12

DIMENSIONI E PESO/DIMENSIONS AND WEIGHT/DIMENSIONES Y PESOS/DIMENSIONS ET POIDS

MODELLO MODEL MODELO MODÈLE QVX-S/QVX-C	DIMENSIONI/DIMENSIONS DIMENSIONES/DIMENSIONS mm B1	B2	B1+B2	D1	D2	WGT Kg
12-10	357	245	602	170	142	32
12-20	367	290	657	190	155	41
12-30	407	335	742	230	188	56
12-40	457	430	887	260	208	69
12-50	487	430	917	260	208	71
12-60	517	430	947	260	208	77
12-70	547	430	977	260	208	78
12-80	665	490	1155	330	255	147
12-100	725	490	1215	330	255	151
12-120	785	490	1275	330	255	164
12-140	845	490	1335	330	255	167

CONNECTION OPTIONS:

CUTTING FERRULE JOINT

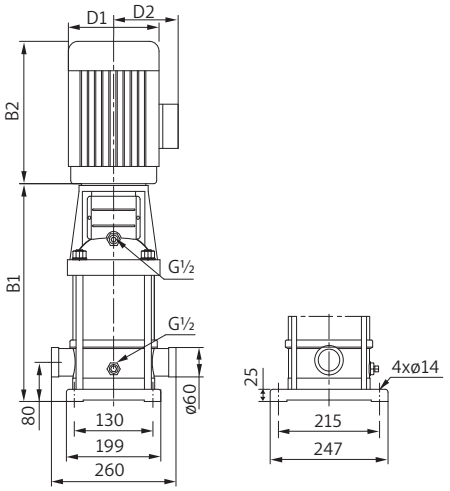

PIPE THREAD

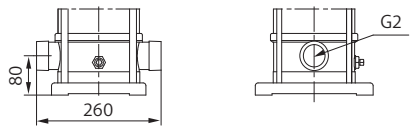

FLANGE

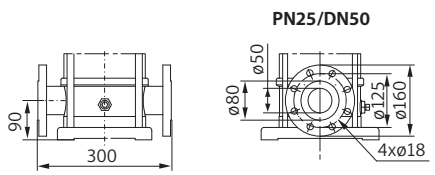

QVX-S12/QVX-C12

CURVA DI PRESTAZIONE/PERFORMANCE CURVE/CURVA DE RENDIMIENTO/COURBE DE PERFORMANCE

60 Hz n=3500 rpm

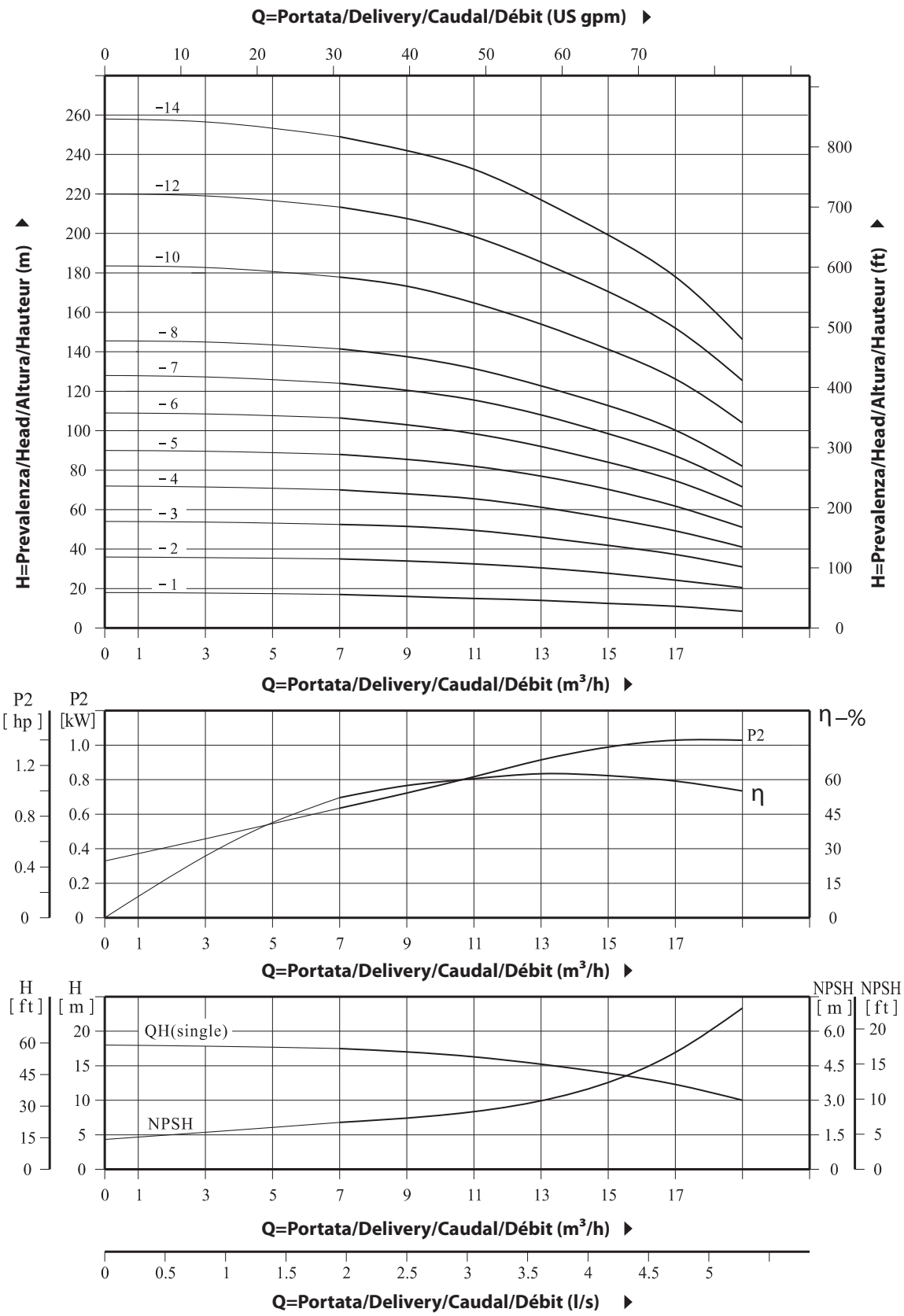

QVX-S16/QVX-C16

DATI TECNICI/TECHNICAL DATA/DATOS TÉCNICOS/DONNÉES TECHNIQUES

60 Hz n=3500 rpm

MODELLO MODEL MODELO MODÈLE QVX-S/QVX-C	Potenza Power Potencia Puissance kW	Hp	Portata Delivery Caudal Débit m³/h	10	12	14	16	18	20	22	24	26
16-20/10	2.2	3	H (m)	19	18.5	18	17	16	15	14	13	11
16-20	4	5.5		38	37	36	35	34	32	30	27	24
16-30	5.5	7.5		57	56	55	54	51	48	45	40	36
16-40	7.5	10		76	75	73	72	68	64	60	54	49
16-50	11	15		96	94	92	90	85	80	75	68	62
16-60	11	15		115	113	111	108	102	96	91	82	75
16-70	15	20		135	132	129	126	119	113	106	96	88
16-80	15	20		155	152	148	144	137	130	122	111	101
16-100	15	25		197	192	187	181	174	165	153	139	127

QVX-S16/QVX-C16

DIMENSIONI E PESO/DIMENSIONS AND WEIGHT/DIMENSIONES Y PESOS/DIMENSIONS ET POIDS

MODELLO MODEL MODELO MODÈLE QVX-S/QVX-C	DIMENSIONI/DIMENSIONS DIMENSIONES/DIMENSIONS mm B1	B2	B1+B2	D1	D2	WGT Kg
16-20/10	397	290	687	190	155	42
16-20	407	335	742	230	188	56
16-30	472	430	902	260	208	68
16-40	517	430	947	260	208	75
16-50	650	490	1140	330	255	148
16-60	695	490	1185	330	255	150
16-70	740	490	1230	330	255	161
16-80	785	490	1275	330	255	163
16-100	875	550	1425	330	255	186

CONNECTION OPTIONS:

CUTTING FERRULE JOINT

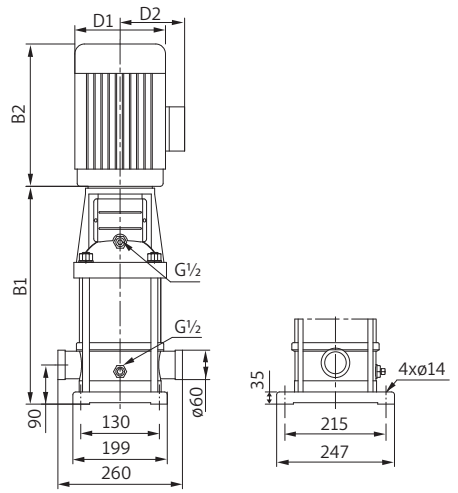

PIPE THREAD

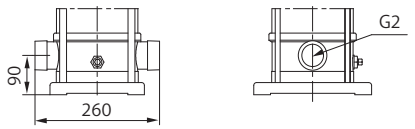

FLANGE

PN25/DN50

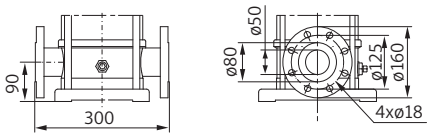

QVX-S16/QVX-C16

CURVA DI PRESTAZIONE/PERFORMANCE CURVE/CURVA DE RENDIMIENTO/COURBE DE PERFORMANCE

60 Hz n=3500 rpm

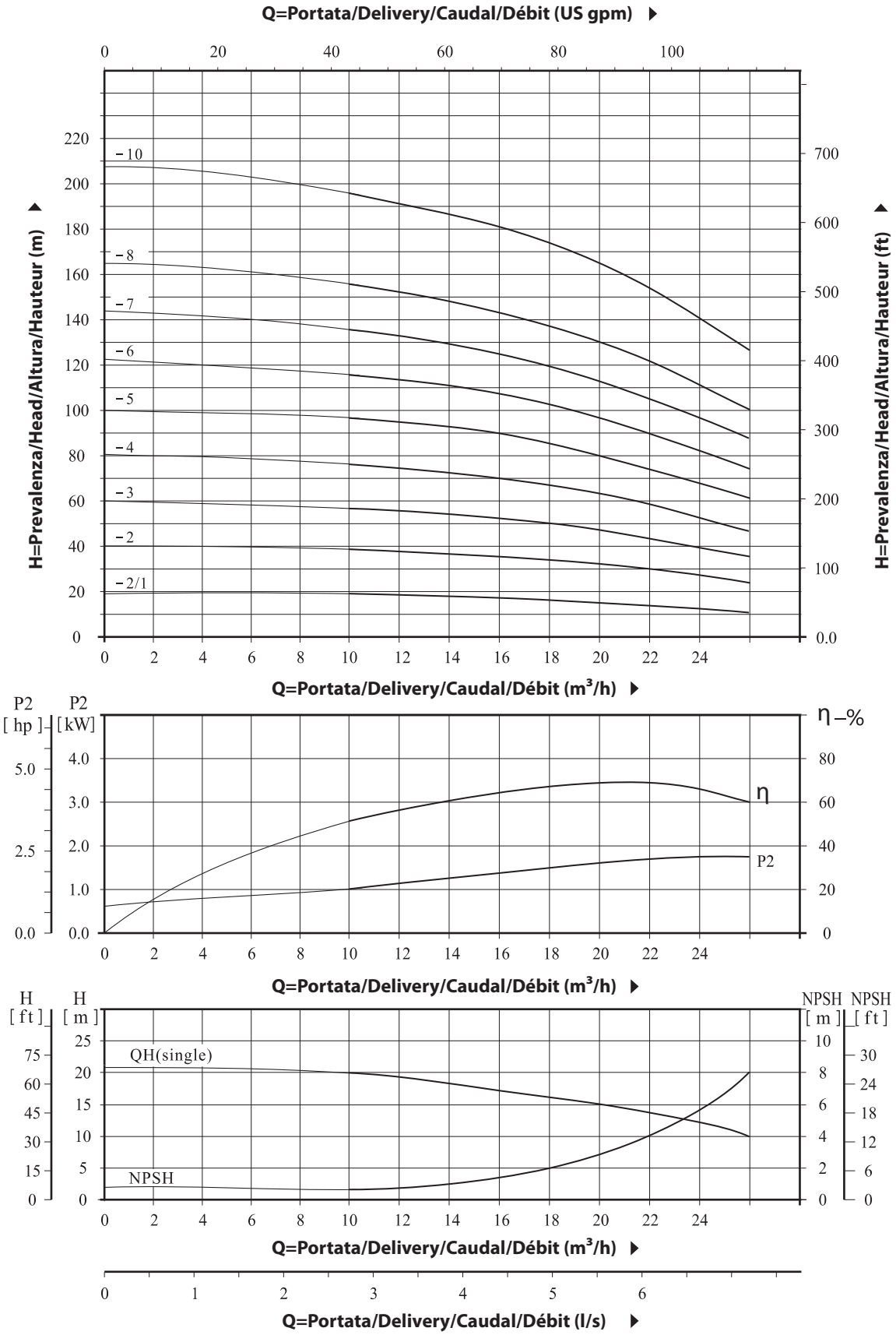

QVX-S20/QVX-C20

DATI TECNICI/TECHNICAL DATA/DATOS TÉCNICOS/DONNÉES TECHNIQUES

60 Hz n=3500 rpm

MODELLO MODEL MODELO MODÈLE QVX-S/QVX-C	Potenza Power Potencia Puissance kW	Hp	Portata Delivery Caudal Débit m³/h	12	16	20	24	28	32	34
20-10	2.2	3		19	18	17	15	13	10	8.5
20-20	4.0	5.5		38	37	35	32	29	24	21
20-30	5.5	7.5		58	56	53	50	45	38	33
20-40	7.5	10	**H (m)**	78	75	72	67	60	51	45
20-50	11	15		98	94	90	85	75	64	57
20-60	11	15		118	113	108	102	91	77	70
20-70	15	20		138	133	127	119	107	91	83
20-80	15	20		158	153	146	137	123	105	96
20-100	18.5	25		198	193	185	172	155	133	122

QVX-S20/QVX-C20

DIMENSIONI E PESO/DIMENSIONS AND WEIGHT/DIMENSIONES Y PESOS/DIMENSIONS ET POIDS

MODELLO MODEL MODELO MODÈLE QVX-S/QVX-C	DIMENSIONI/DIMENSIONS DIMENSIONES/DIMENSIONS mm B1	B2	B1+B2	D1	D2	WGT Kg
20-10	397	290	687	190	155	42
20-20	407	335	742	230	188	56
20-30	472	430	902	260	208	68
20-40	517	430	947	260	208	75
20-50	650	490	1140	330	255	148
20-60	695	490	1185	330	255	150
20-70	740	490	1230	330	255	161
20-80	785	490	1275	330	255	163
20-100	875	550	1425	330	255	186

CONNECTION OPTIONS:

CUTTING FERRULE JOINT

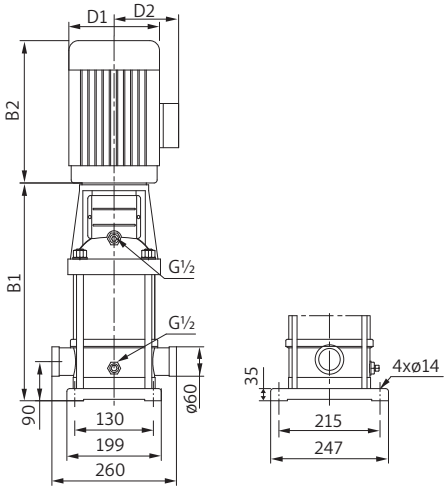

PIPE THREAD

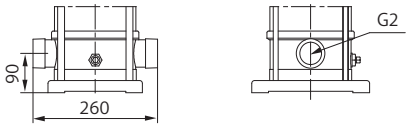

FLANGE

PN25/DN50

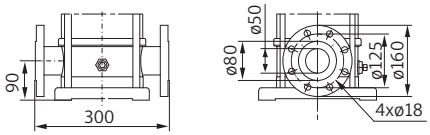

QVX-S20/QVX-C20

CURVA DI PRESTAZIONE/PERFORMANCE CURVE/CURVA DE RENDIMIENTO/COURBE DE PERFORMANCE

60 Hz n=3500 rpm

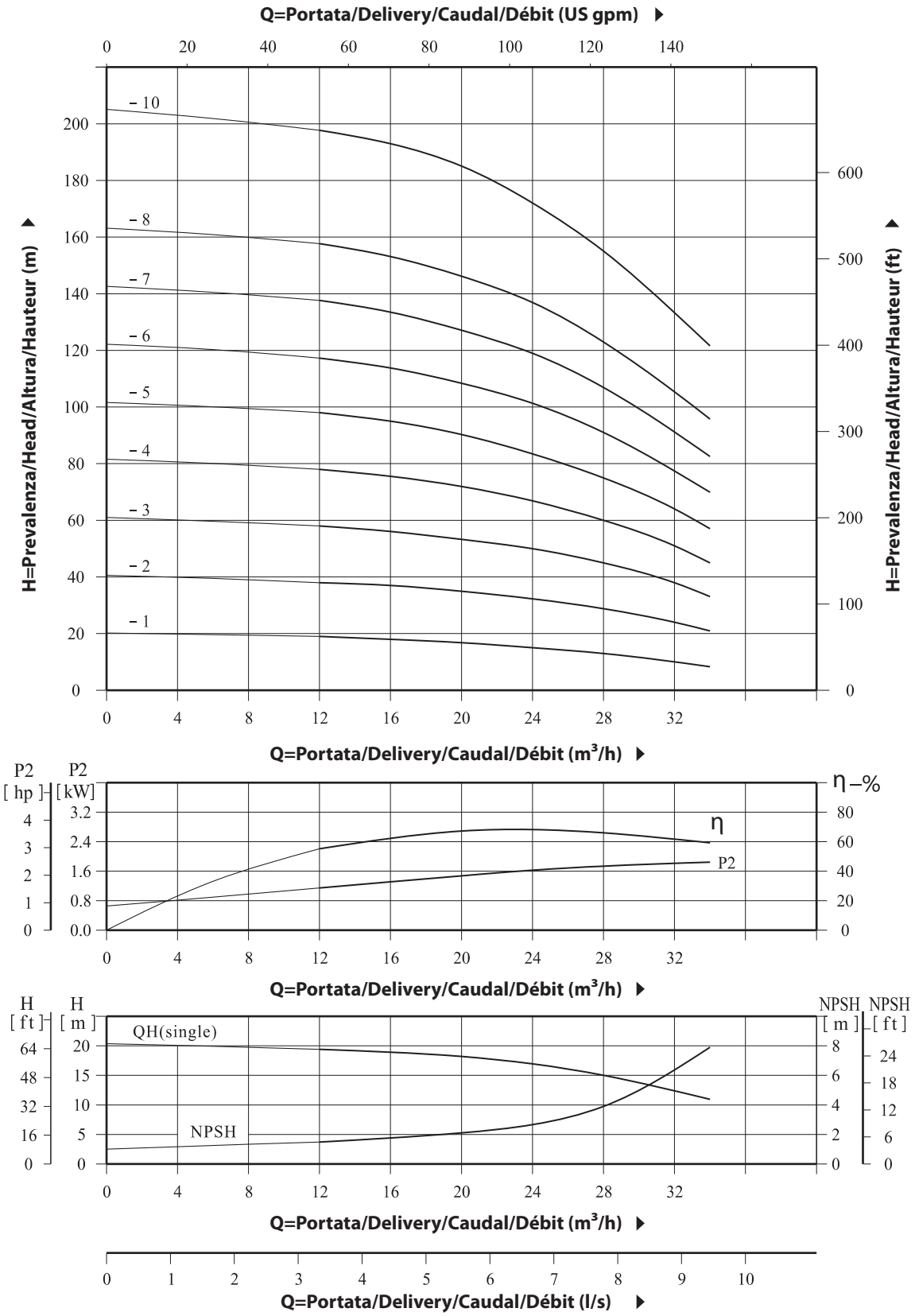

QVX-S/QVX-C 32,42,65,85

COMPONENTI/COMPONEMTS/COMPONENTES/COMPOSANTS

No.	Descrizione	Description
1	Basamento	Base Frame
2	Valvola di bypass	By Pass Valve
3a	Sezione di ingresso/uscita in ghisa	Cast iron inlet/outlet section
3b	Sezione di ingresso/uscita in acciaio inossidabile	Stainless steel inlet/outlet section
4	Anello elastico	Snap ring
5	Flangia	Flange
6	Alloggiamento cuscinetto inferiore	Bottom bearing housing
7	Bullone di bloccaggio	Lock bolt
8	Premistoppa	Gland
9	Cuscinetto	Bearing
10	Induttore	Inducer
11	Anello di ritegno	Retainer
12	Girante	Impeller
13	Manicotto conico	Taper sleeve
14	Dado girante	Impeller nut
15	Diffusore	Diffuser
16	Cuscinetto intermedio	Intermediate bearing
17	Diffusore superiore	Top diffuser
18	Fascetta di serraggio	Tie band
19	Albero	Shaft
20	Tirante	Stay bolt
21	Valvola di sfiato aria	Air vent valve
22	O-ring	O-ring
23	Camicia esterna	Out cylinder
24	Guarnizione	Gasket
25	Testa pompa	Pump head
26	Tenuta meccanica	Mechanical seal
27	Supporto tenuta	Seal mat
28	Staffa	Bracket
29	Protezione giunto	Couplin guard
30	Giunto	Coupling
31	Motore	Motor

No.	Descripción	Description
1	Bastidor base	Châssis de base
2	Válvula by-pass	Valve by-pass
3a	Sección de entrada/salida de hierro fundido	Section d'entrée/sortie en fonte
3b	Sección de entrada/salida de acero inoxidable	Section d'entrée/sortie en acier inoxydable
4	Anillo elástico	Circuit élastique
5	Brida	Bride
6	Carcasa del cojinete inferior	Palier inférieur
7	Perno de bloqueo	Boulon de blocage
8	Prensaestopas	Presse-étoupe
9	Cojinete	Palier
10	Inductor	Inducteur
11	Retén	Cage
12	Impulsor	Roue
13	Manguito cónico	Douille conique
14	Tuerca del impulsor	Écrou de roue
15	Difusor	Diffuseur
16	Rodamiento intermedio	Palier intermédiaire
17	Difusor superior	Diffuseur supérieur
18	Banda tensora	Bandeau de tension
19	Eje	Arbre
20	Perno de sujeción	Boulon de maintien
21	Válvula de ventilación	Soupape de purge d'air
22	Junta tórica	Joint torique
23	Camisa exterior	Chemise extérieure
24	Junta	Joint
25	Cabezal de la bomba	Tête de pompe
26	Sello mecánico	Garniture mécanique
27	Alfombrilla de sellado	Matériau d'étanchéité
28	Soporte	Support
29	Protector del acoplamiento	Protection d'accouplement
30	Acoplamiento	Accouplement
31	Motor	Moteur

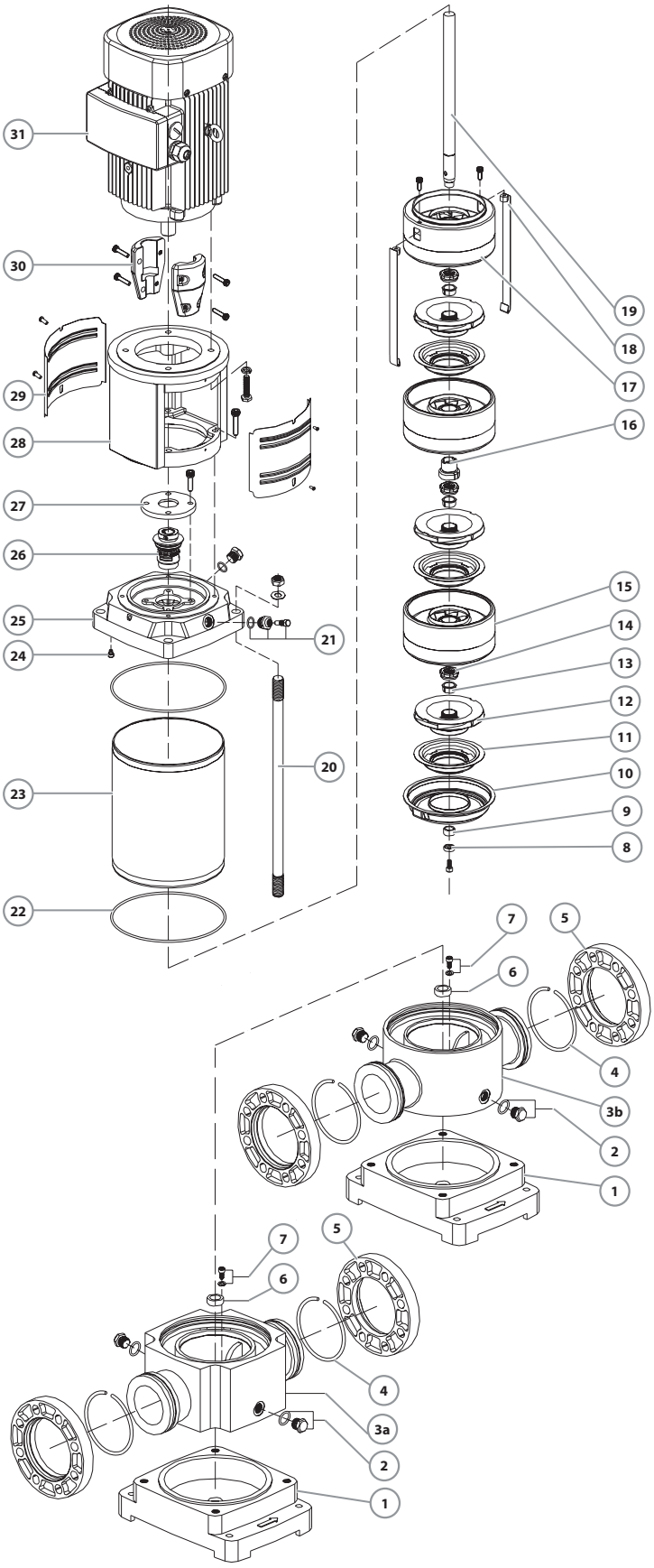

QVX-S/QVX-C 32

DATI TECNICI/TECHNICAL DATA/DATOS TÉCNICOS/DONNÉES TECHNIQUES

60 Hz n=3500 rpm

MODELLO MODEL MODELO MODÈLE QVX-S/QVX-C	Potenza Power Potencia Puissance kW	Hp	Portata Delivery Caudal Débit m³/h	20	24	28	32	36	40	44	48
32-10-1	3.0	4	H (m)	20	19	18	17	15	13	10	7
32-10	4.0	5.5		26	25	24	23	21	19	17	14
32-20-2	5.5	7.5		41	40	38	35	31	27	22	17
32-20	7.5	10		52	50	48	45	41	37	33	27
32-20-2	7.5	10		67	64	61	57	52	46	39	31
32-30	11	15		78	75	71	67	62	56	50	40
32-40-2	11	15		94	91	87	81	73	65	56	45
32-40	156	20		104	101	96	91	83	75	66	55
32-50-2	15	20		119	115	109	102	94	84	73	59
32-50	18.5	25		130	125	119	112	104	94	83	69
32-60-2	18.5	25		145	140	134	126	116	104	90	74
32-60	18.5	25		155	150	144	136	126	114	100	81
32-70-2	22	30		172	166	158	149	137	123	106	86
32-70	22	30		182	176	168	159	148	133	118	97
32-80-2	22	30		196	190	182	172	159	143	124	102
32-80	30	40		208	201	192	181	167	152	132	111
32-90-2	30	40		223	216	206	194	179	162	142	117
32-90	30	40		234	226	216	204	189	172	152	127
32-100-2	30	40		248	241	231	217	201	181	159	133

QVX-S/QVX-C 32

DIMENSIONI E PESO/DIMENSIONS AND WEIGHT/DIMENSIONES Y PESOS/DIMENSIONS ET POIDS

MODELLO MODEL MODELO MODÈLE QVX-S/QVX-C	DIMENSIONI/DIMENSIONS DIMENSIONES/DIMENSIONS mm B1	B2	B1+B2	D1	D2	WGT Kg
32-10-1	505	315	820	197	165	73
32-10	505	335	840	230	188	81
32-20-2	575	430	1005	260	208	95
32-20	575	430	1005	260	208	101
32-20-2	645	490	1135	330	255	104
32-30	750	490	1240	330	255	172
32-40-2	820	490	1310	330	255	176
32-40	820	490	1310	330	255	186
32-50-2	890	490	1380	330	255	191
32-50	890	550	1440	330	255	211
32-60-2	960	550	1510	330	255	216
32-60	960	550	1510	330	255	216
32-70-2	1030	590	1620	360	285	255
32-70	1030	590	1620	360	285	255
32-80-2	1100	590	1690	400	310	259
32-80	1100	660	1760	400	310	315
32-90-2	1170	660	1830	400	310	319
32-90	1170	660	1830	400	310	319
32-100-2	1240	660	1900	400	310	324

CONNECTION OPTIONS:

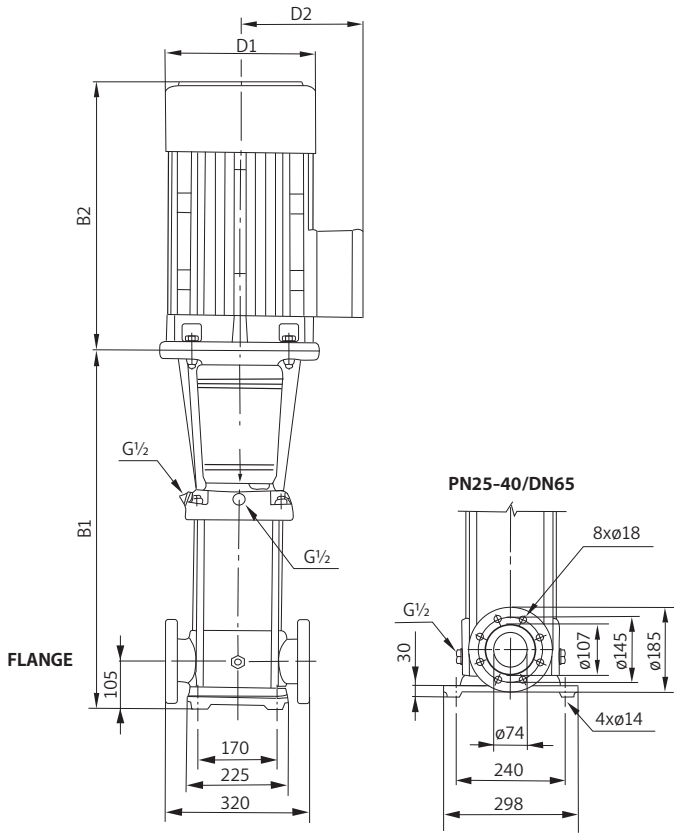

QVX-S/QVX-C 32

CURVA DI PRESTAZIONE/PERFORMANCE CURVE/CURVA DE RENDIMIENTO/COURBE DE PERFORMANCE

60 Hz n=3500 rpm

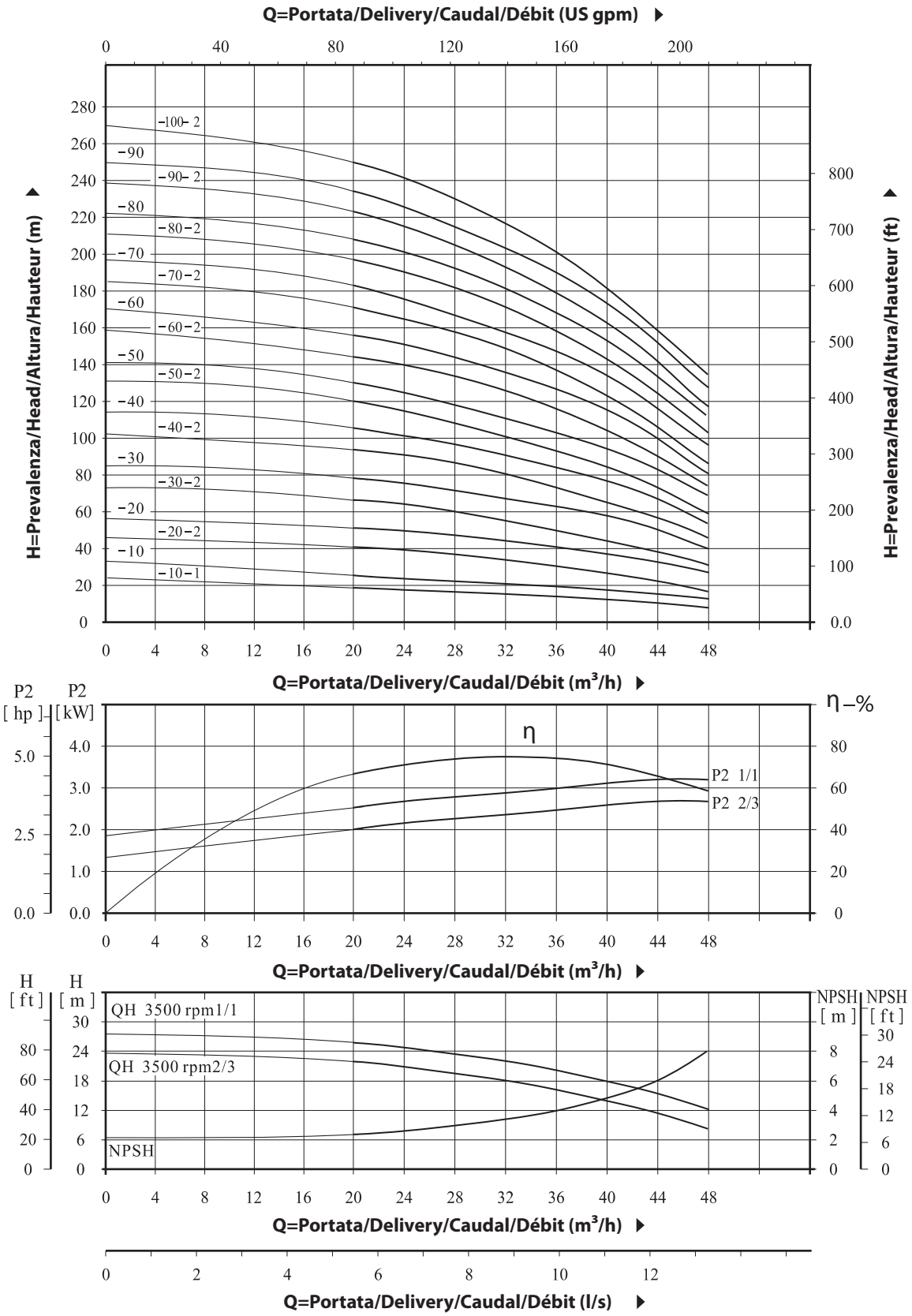

QVX-S/QVX-C 42

DATI TECNICI/TECHNICAL DATA/DATOS TÉCNICOS/DONNÉES TECHNIQUES

60 Hz n=3500 rpm

MODELLO MODEL MODELO MODÈLE QVX-S/QVX-C	Potenza Power Potencia Puissance kW	Hp	Portata Delivery Caudal Débit m³/h	30	35	40	42	45	50	55	60	65
42-10-1	5.5	7.5	H (m)	29	28	27	26	25	23	21	19	16
42-10	7.5	10		34	33	32	31.5	30	29	27	25	22
42-20-2	11	15		57	55	53	52	49	46	43	38	33
42-20	15	20		69	67	65	63	61	59	55	50	44
42-30-2	18.5	25		90	88	85	83	80	75	72	63	55
42-30	18.5	25		102	100	97	95	92	88	82	76	68
42-40-2	22	30		125	121	118	115	112	105	98	89	78
42-40	30	40		136	133	129	126	123	117	112	102	89
42-50-2	30	40		159	154	149	146	142	134	121	115	99
42-50	30	40		171	166	161	158	154	145	138	126	112
42-60-2	37	50		194	188	182	178	173	163	155	139	122
42-60	37	50		205	200	193	190	186	176	166	152	134
42-70-2	45	60		227	220	213	210	205	193	182	165	144
42-70	45	60		239	232	226	221	216	204	194	178	157

QVX-S/QVX-C 42

DIMENSIONI E PESO/DIMENSIONS AND WEIGHT/DIMENSIONES Y PESOS/DIMENSIONS ET POIDS

MODELLO MODEL MODELO MODÈLE QVX-S/QVX-C	DIMENSIONI/DIMENSIONS DIMENSIONES/DIMENSIONS mm B1	B2	B1+B2	D1	D2	WGT Kg
42-10-1	561	430	992	260	208	101
42-10	561	430	992	260	208	106
42-20-2	748	490	1238	330	255	178
42-20	748	490	1238	330	255	188
42-30-2	828	550	1378	330	255	213
42-30	828	550	1378	330	255	213
42-40-2	908	590	1498	360	285	253
42-40	908	660	1568	400	310	309
42-50-2	988	660	1648	400	310	313
42-50	988	660	1648	400	310	313
42-60-2	1068	660	1728	400	310	340
42-60	1068	660	1728	400	310	340
42-70-2	1148	700	1848	460	340	404
42-70	1148	700	1848	460	340	404

CONNECTION OPTIONS:

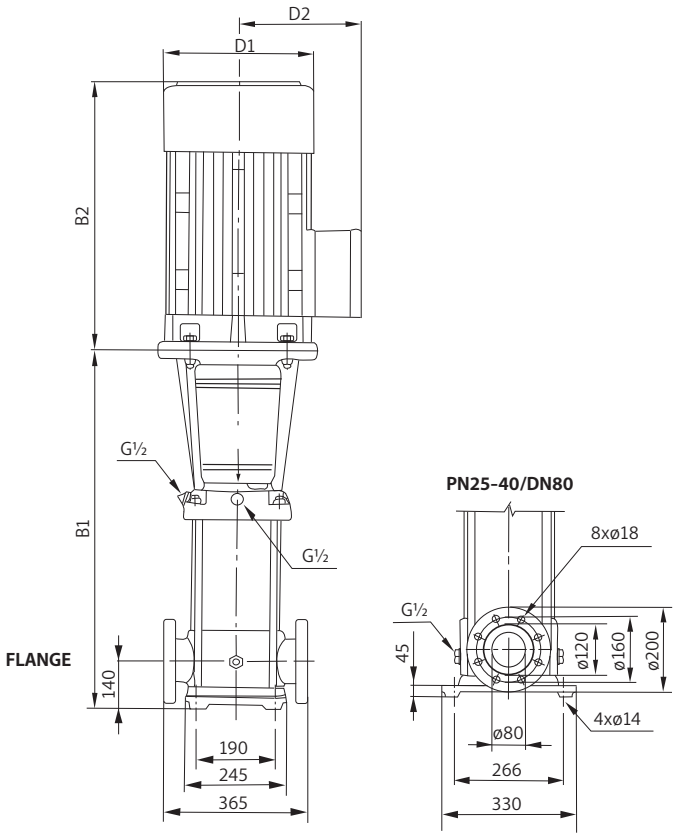

QVX-S/QVX-C 42

CURVA DI PRESTAZIONE/PERFORMANCE CURVE/CURVA DE RENDIMIENTO/COURBE DE PERFORMANCE

60 Hz n=3500 rpm

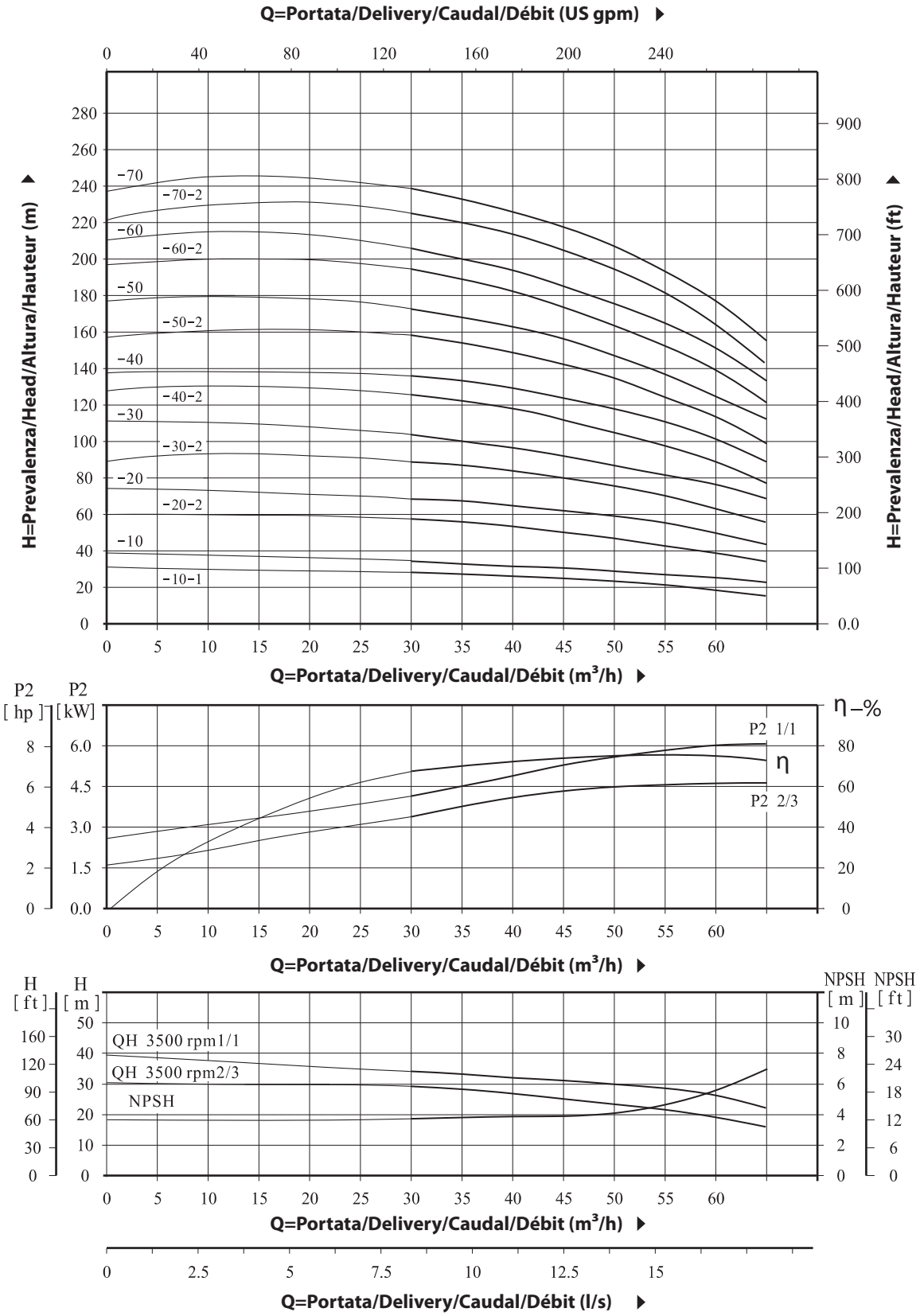

QVX-S/QVX-C 65

DATI TECNICI/TECHNICAL DATA/DATOS TÉCNICOS/DONNÉES TECHNIQUES

60 Hz n=3500 rpm

MODELLO MODEL MODELO MODÈLE QVX-S/QVX-C	Potenza Power Potencia Puissance kW	Hp	Portata Delivery Caudal Débit m³/h	40	50	60	65	70	80	90	100
65-10-1	7.5	10	H (m)	26	25	23	22	21	18	14	10
65-10	11	15		37	35	33	32	31	28	24	21
65-20-2	15	20		53	50	47	44	42	37	31	23
65-20	22	30		74	72	67	64	62	57	51	42
65-30-2	22	30		93	88	80	76	72	65	56	45
65-30	30	40		112	108	100	96	93	86	77	65
65-40-2	37	50		130	124	115	110	103	94	83	66
65-40	45	60		152	144	135	130	123	114	102	86
65-50-2	45	60		172	162	151	144	137	126	112	91

QVX-S/QVX-C 65

DIMENSIONI E PESO/DIMENSIONS AND WEIGHT/DIMENSIONES Y PESOS/DIMENSIONS ET POIDS

MODELLO MODEL MODELO MODÈLE QVX-S/QVX-C	DIMENSIONI/DIMENSIONS DIMENSIONES/DIMENSIONS mm B1	B2	B1+B2	D1	D2	WGT Kg
65-10-1	561	430	991	260	208	109
65-10	561	490	1161	330	255	177
65-20-2	754	490	1244	330	255	187
65-20	754	590	1344	360	285	248
65-30-2	836	590	1426	360	285	252
65-30	836	660	1496	400	310	313
65-40-2	919	660	1579	400	310	336
65-40	919	700	1619	460	340	398
65-50-2	1001	700	1701	460	340	402

CONNECTION OPTIONS:

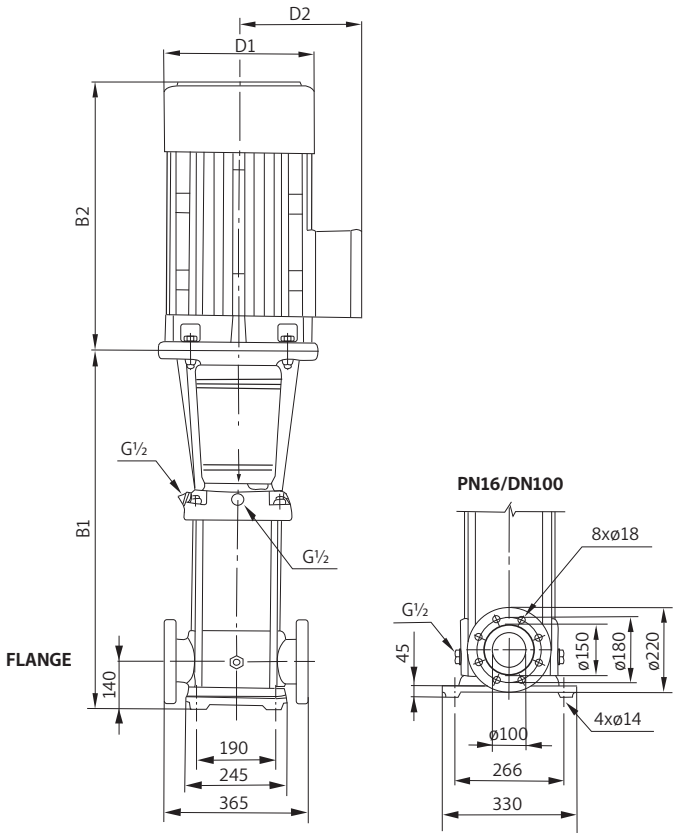

QVX-S/QVX-C 65

CURVA DI PRESTAZIONE/PERFORMANCE CURVE/CURVA DE RENDIMIENTO/COURBE DE PERFORMANCE

60 Hz n=3500 rpm

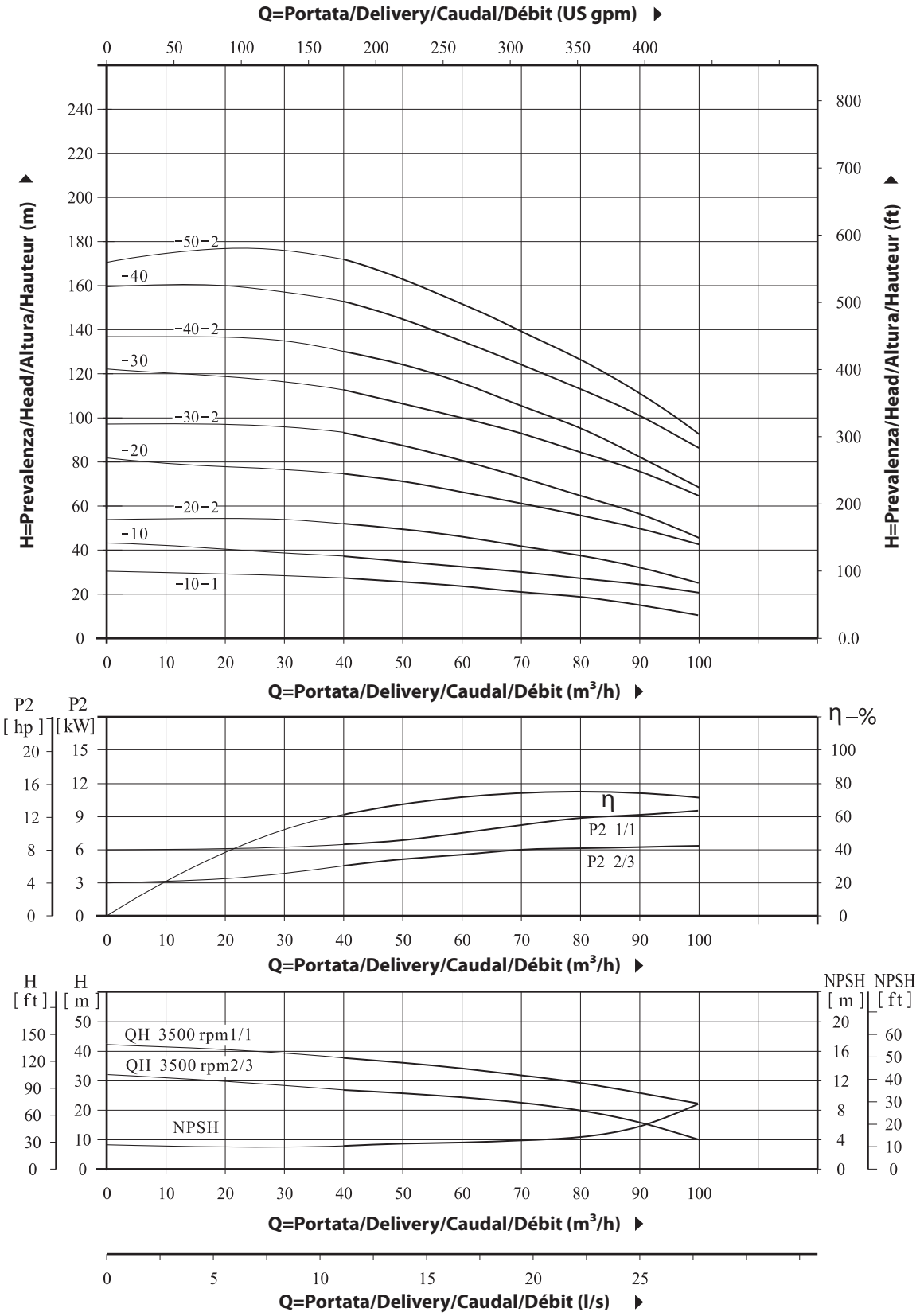

QVX-S/QVX-C 85

DATI TECNICI/TECHNICAL DATA/DATOS TÉCNICOS/DONNÉES TECHNIQUES

60 Hz n=3500 rpm

MODELLO MODEL MODELO MODÈLE QVX-S/QVX-C	Potenza Power Potencia Puissance kW	Hp	Portata Delivery Caudal Débit m³/h	60	70	80	85	90	100	110	120	130
85-10-1	11	15	H (m)	31	27	25	24	23	21	18	14	9
85-10	15	20		36	35	33	31	30	29	26	23	18
85-20-2	18.5	25		59	57	54	51	48	44	39	32	22
85-20-1	22	30		67	65	62	59	57	51	47	41	33
85-20	30	40		76	73	69	66	64	60	56	52	44
85-30-2	37	50		98	94	88	85	82	75	69	59	46
85-30-1	37	50		108	104	98	94	90	83	78	69	56
85-30	45	60		116	111	105	102	97	93	88	79	69
85-40-2	45	60		141	135	128	124	118	109	102	89	72

QVX-S/QVX-C 85

DIMENSIONI E PESO/DIMENSIONS AND WEIGHT/DIMENSIONES Y PESOS/DIMENSIONS ET POIDS

MODELLO MODEL MODELO MODÈLE QVX-S/QVX-C	DIMENSIONI/DIMENSIONS DIMENSIONES/DIMENSIONS mm B1	B2	B1+B2	D1	D2	WGT Kg
85-10-1	571	490	1061	330	255	177
85-10	571	490	1061	330	255	188
85-20-2	773	550	1323	330	255	211
85-20-1	773	590	1363	360	285	248
85-20	773	660	1433	400	310	304
85-30-2	865	660	1525	400	310	330
85-30-1	865	660	1525	400	310	330
85-30	865	700	1565	460	340	392
85-40-2	957	700	1657	460	340	396

CONNECTION OPTIONS:

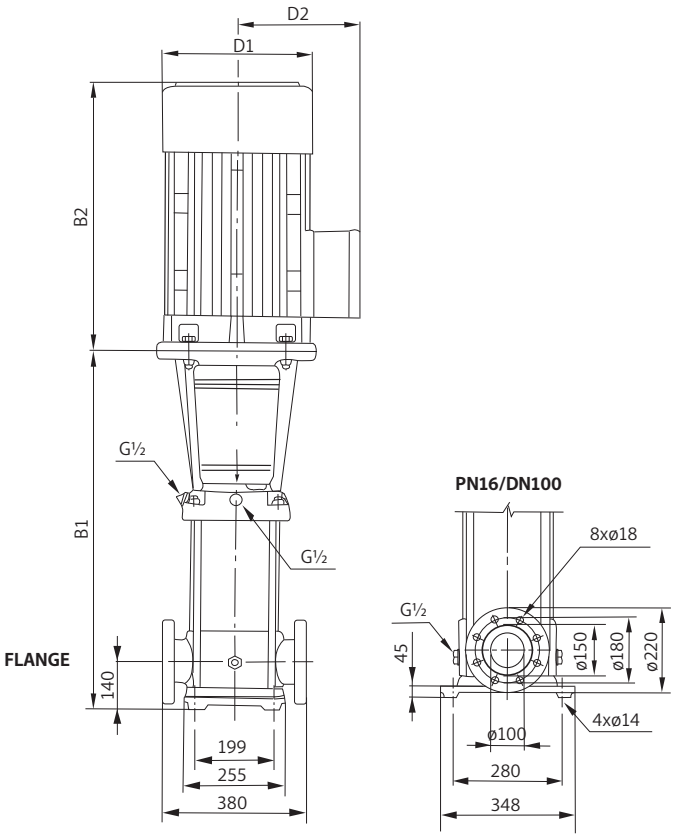

QVX-S/QVX-C 85

CURVA DI PRESTAZIONE/PERFORMANCE CURVE/CURVA DE RENDIMIENTO/COURBE DE PERFORMANCE

60 Hz n=3500 rpm

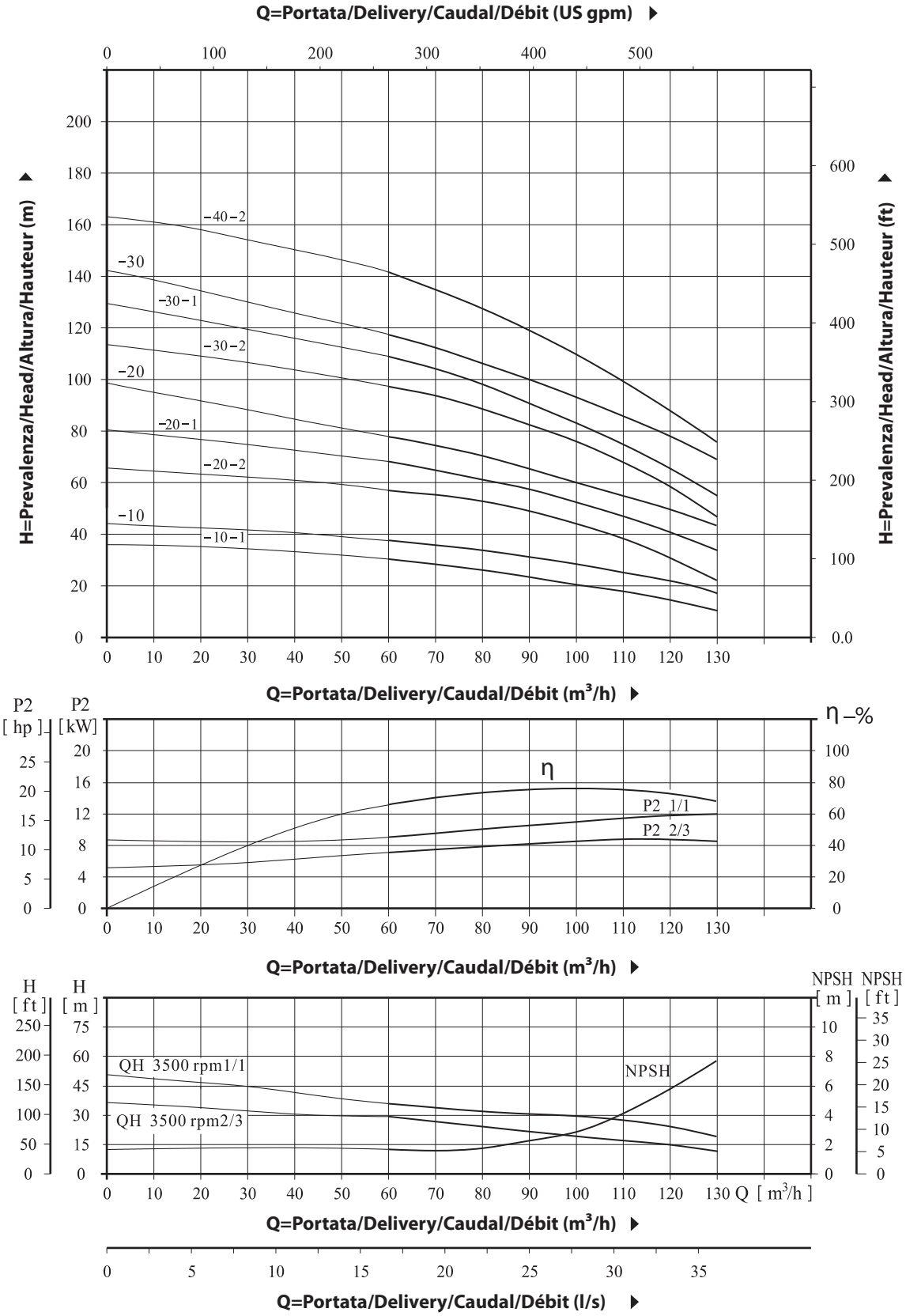

QVX-S/QVX-C 120,150,200

COMPONENTI/COMPONEMTS/COMPONENTES/COMPOSANTS

No.	Descrizione	Description
1	Basamento	Base Frame
2	Valvola di bypass	By Pass Valve
3a	Sezione di ingresso/uscita in ghisa	Cast iron inlet/outlet section
3b	Sezione di ingresso/uscita in acciaio inossidabile	Stainless steel inlet/outlet section
4	Anello elastico	Snap ring
5	Flangia	Flange
6	Dado autobloccante	Lock nut
7	Premistoppa	Gland
8	Tubo distanziatore girante	Impeller spacing pipe
9	Cuscinetto	Bearing
10	Albero	Shaft
11	O-ring	O-ring
12	Induttore	Inducer
13	O-ring	O-ring
14	Anello di ritegno	Retainer
15	Manicotto girante	Impeller sleeve
16	Girante	Impeller
17	Dado girante	Impeller nut
18	Distanziale diffusore	Diffuser spacer
19	Girante piccola	Small impeller
20	Fascetta di serraggio	Tie band
21	Sezione di uscita acqua	Water out section
22	Tirante	Stay bolt
23	Valvola di sfiato aria	Air vent valve
24	Camicia esterna	Out cylinder
25	Guarnizione	Gasket
26	Testa pompa	Pump head
27	Tenuta meccanica	Mechanical seal
28	Supporto tenuta	Seal mat
29	Staffa	Bracket
30	Protezione giunto	Coupling guard
31	Giunto	Coupling
32	Motore	Motor

No.	Descripción	Description
1	Bastidor base	Châssis de base
2	Válvula de bypass	Vanne de by-pass
3a	Sección de entrada/salida de hierro fundido	Section d'entrée/sortie en fonte
3b	Sección de entrada/salida de acero inoxidable	Section d'entrée/sortie en acier inoxydable
4	Anillo elástico	Circuit élastique
5	Brida	Bride
6	Tuerca autoblocante	Écrou autobloquant
7	Prensaestopas	Presse-étoupe
8	Tubo espaciador del impulsor	Tuyau d'espacement de la roue
9	Cojinete	Palier
10	Eje	Arbre
11	Junta tórica	Joint torique
12	Inductor	Inducteur
13	Junta tórica	Joint torique
14	Retén	Bague de retenue
15	Camisa del impulsor	Douille de roue
16	Impulsor	Roue
17	Tuerca del impulsor	Écrou de roue
18	Distanciador de difusor	Entretoise du diffuseur
19	Impulsor pequeño	Petite roue
20	Abrazadera de apriete	Collier de serrage
21	Sección de salida de agua	Section de sortie d'eau
22	Perno de sujeción	Boulon de maintien
23	Válvula de purga de aire	Soupape de purge d'air
24	Camisa exterior	Chemise extérieure
25	Junta	Joint
26	Cabezal de la bomba	Tête de pompe
27	Sello mecánico	Garniture mécanique
28	Alfombrilla de sellado	Matériau d'étanchéité
29	Soporte	Support
30	Protector del acoplamiento	Protection d'accouplement
31	Acoplamiento	Accouplement
32	Motor	Moteur

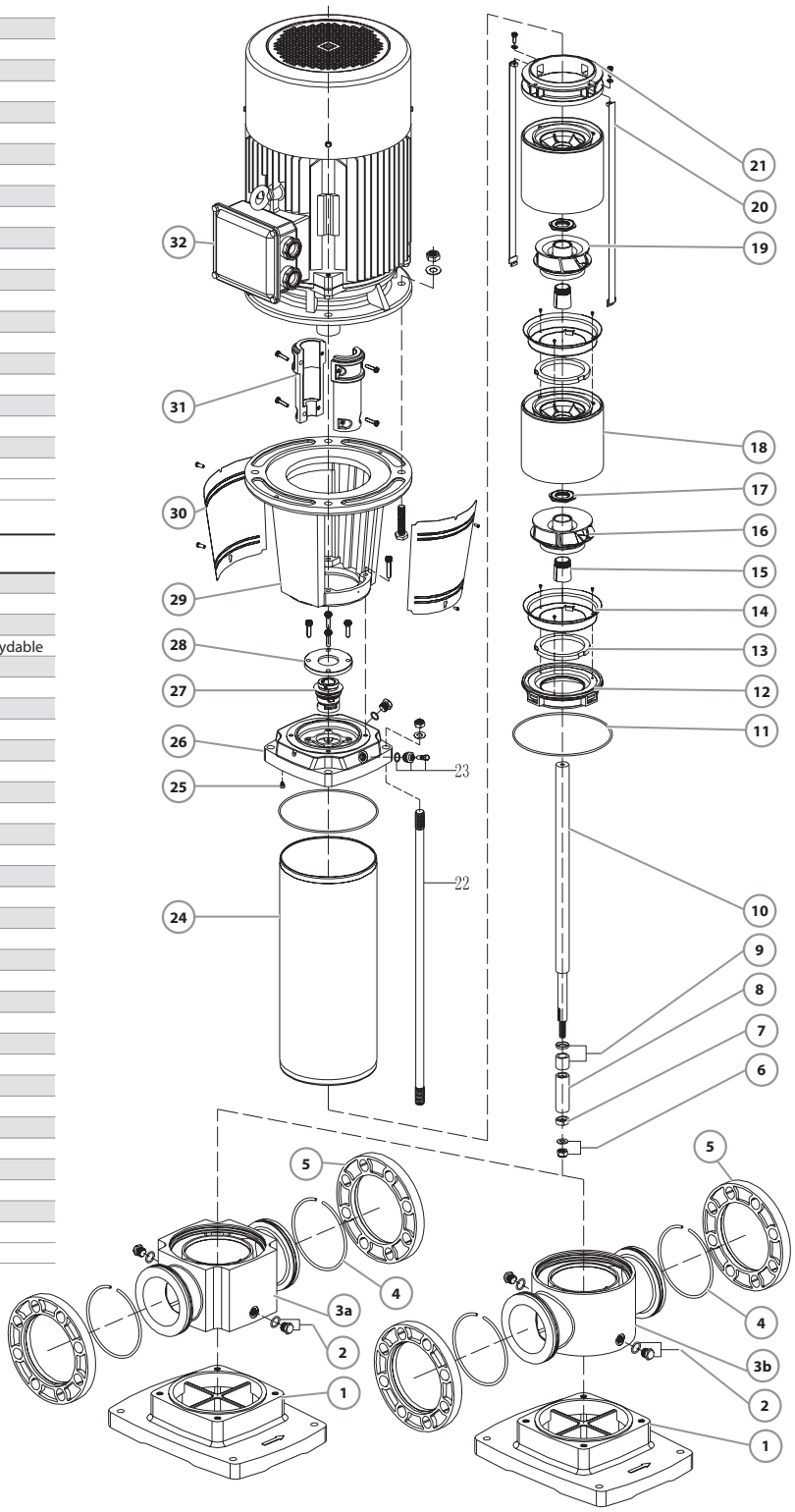

QVX-S/QVX-C 120

DATI TECNICI/TECHNICAL DATA/DATOS TÉCNICOS/DONNÉES TECHNIQUES

60 Hz n=3500 rpm

MODELLO MODEL MODELO MODÈLE QVX-S/QVX-C	Potenza Power Potencia Puissance kW	Hp	Portata Delivery Caudal Débit m³/h	60	70	80	90	100	110	120	130	140	150	160
120-10-1	15	20	H (m)	26.5	26	25	24.5	23.8	23	22.5	21.5	21.3	21	20
120-10	18.5	25		30.8	30.7	30.7	30.5	30.3	29.5	28.8	27.6	26.4	25.4	24.4
120-20-2	30	40		51.5	50.5	49.5	47.5	46	45.5	44.8	43	41	39.7	38.5
120-20-1	30	40		58.3	58	57.3	56	54.7	54	53	51.5	50	47.4	45
120-20	37	50		66.3	66	65.7	65	64.4	63	62	60.7	59.6	57	54.6
120-30-2	45	60		83	82	81	79.5	78	76	74.5	73.5	71	68.5	65
120-30-1	45	60		91.3	91	90.4	89	87.7	86	84.4	82	80	76.7	73.3
120-30	55	75		100.3	100	99.4	98.3	97.3	95.5	94	92	90	86.3	82.7
120-40-2	75	100		116	115.5	114	113	111	109	105.5	104	100	97	93
120-40-1	75	100		126	125.4	124.6	122.6	120.6	118.5	116.5	114	111.3	107	103
120-40	75	100		134	133	132	131	129.5	127.5	125	122	119	114.5	109.5
120-50-2	75	100		152	151	149.7	147	144	141.5	139	135.5	132	127	122

QVX-S/QVX-C 120

DIMENSIONI E PESO/DIMENSIONS AND WEIGHT/DIMENSIONES Y PESOS/DIMENSIONS ET POIDS

MODELLO MODEL MODELO MODÈLE QVX-S/QVX-C	DIMENSIONI/DIMENSIONS DIMENSIONES/DIMENSIONS mm B1	B2	B1+B2	D1	D2	WGT Kg
120-10-1	840	490	1330	330	255	235
120-10	840	550	1390	330	255	250
120-20-2	1000	660	1660	400	310	350
120-20-1	1000	660	1660	400	310	350
120-20	1000	660	1660	400	310	380
120-30-2	1160	700	1860	460	340	445
120-30-1	1160	700	1860	460	340	445
120-30	1190	770	1960	510	370	545
120-40-2	1350	845	2195	580	410	675
120-40-1	1350	845	2195	580	410	675
120-40	1350	845	2195	580	410	675
120-50-2	1510	845	2355	580	410	690

CONNECTION OPTIONS:

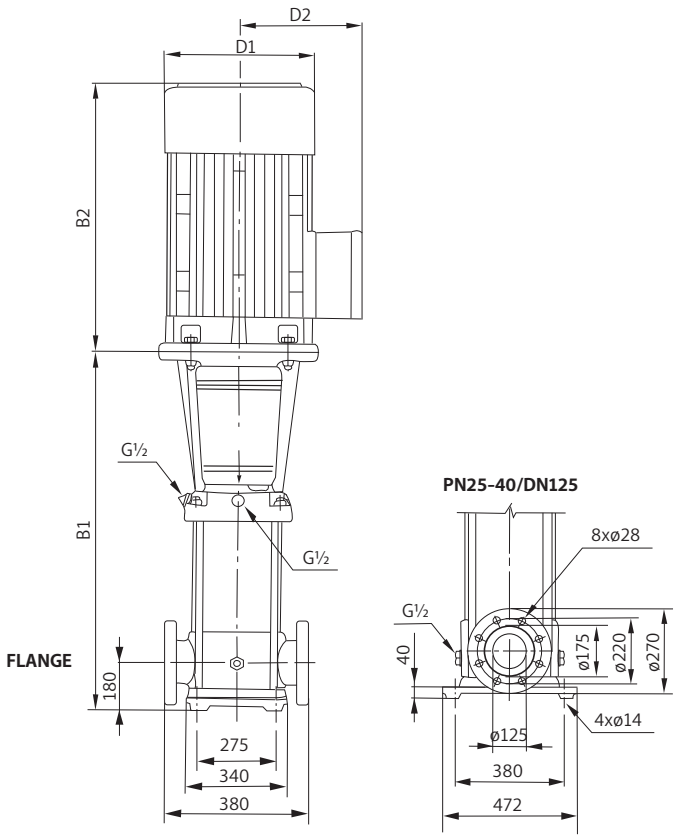

QVX-S/QVX-C 120

CURVA DI PRESTAZIONE/PERFORMANCE CURVE/CURVA DE RENDIMIENTO/COURBE DE PERFORMANCE

60 Hz n=3500 rpm

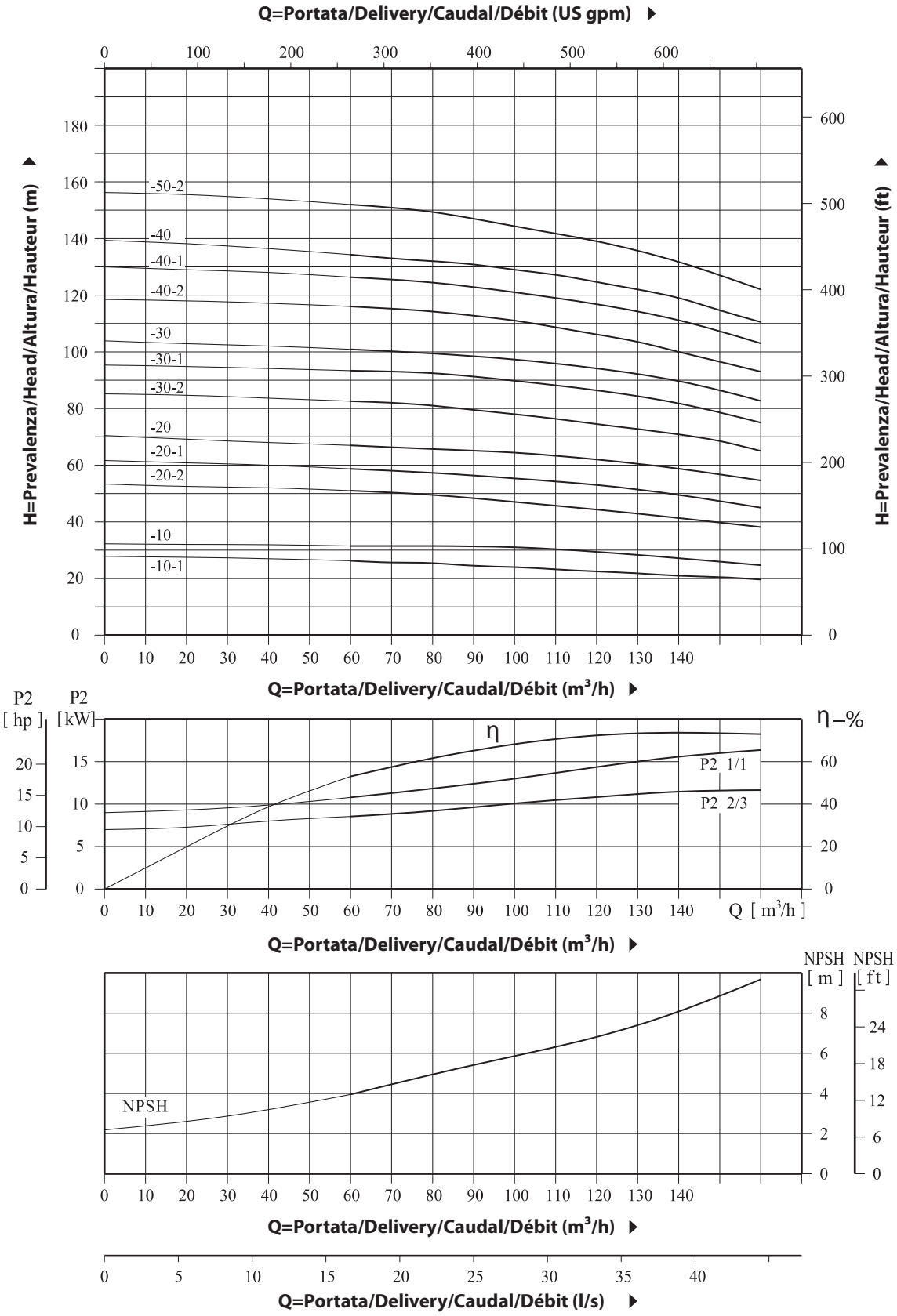

QVX-S/QVX-C 150

DATI TECNICI/TECHNICAL DATA/DATOS TÉCNICOS/DONNÉES TECHNIQUES

60 Hz n=3500 rpm

MODELLO MODEL MODELO MODÈLE QVX-S/QVX-C	Potenza Power Potencia Puissance kW	Hp	Portata Delivery Caudal Débit m³/h	80	90	100	110	120	130	140	150	160	170	180
150-10-1	15	20	H (m)	26.5	26	25.7	25	24.3	23.8	23.2	22.3	21.2	19.5	18
150-10	22	30		35	34.5	34	33.6	32.3	32.3	31.7	30.7	29.6	28	27
150-20-2	30	40		57	55.5	53	52	50	50	49	48	47	45	43
150-20-1	37	50		67	65	63.5	62	60	60	58.5	56	55	53	51
150-20	45	60		75.5	74.5	73.6	72	69	69	67.5	65.5	63.5	61	59
150-30-2	55	75		94	92	90.5	88.4	83.8	83.8	81	80	78	75.3	72.5
150-30-1	75	100		104	102.5	100	98	94	94	92	89	87	84	80
150-30	75	100		114.4	113	11.3	106.5	104	104	101.5	99	96	93	89.4
150-40-2	75	100		133	130.3	127.6	121.7	118.3	118.3	115	112.5	110	106.3	102.5

QVX-S/QVX-C 150

DIMENSIONI E PESO/DIMENSIONS AND WEIGHT/DIMENSIONES Y PESOS/DIMENSIONS ET POIDS

MODELLO MODEL MODELO MODÈLE QVX-S/QVX-C	DIMENSIONI/DIMENSIONS DIMENSIONES/DIMENSIONS mm B1	B2	B1+B2	D1	D2	WGT Kg
150-10-1	840	490	1330	330	255	235
150-10	840	590	1430	360	285	280
150-20-2	1000	660	1660	400	310	360
150-20-1	1000	660	1660	400	310	380
150-20	1000	700	1700	460	340	435
150-30-2	1190	770	1960	510	370	545
150-30-1	1190	845	2035	580	410	665
150-30	1190	845	2035	580	410	665
150-40-2	1350	845	2195	580	410	680

CONNECTION OPTIONS:

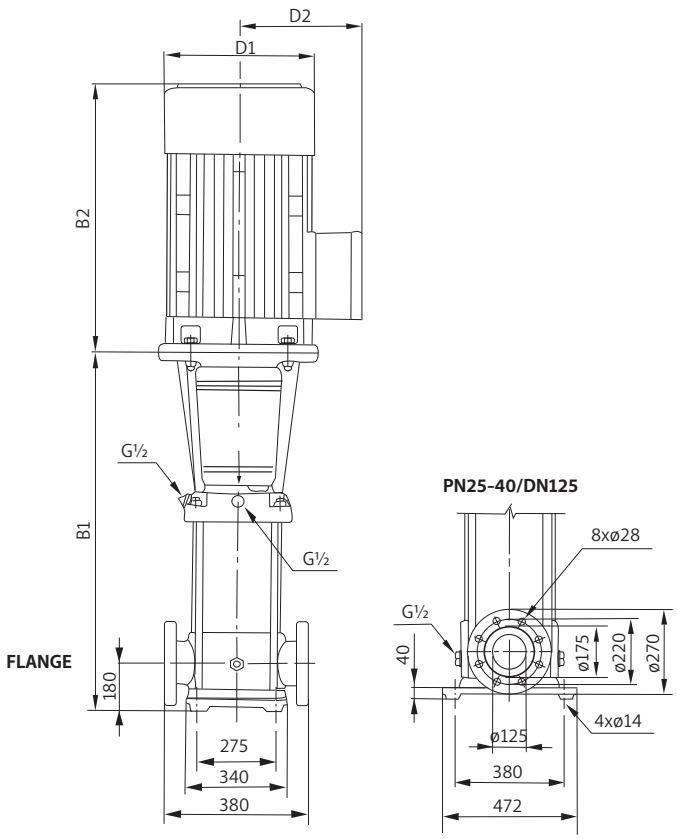

QVX-S/QVX-C 150

CURVA DI PRESTAZIONE/PERFORMANCE CURVE/CURVA DE RENDIMIENTO/COURBE DE PERFORMANCE

60 Hz n=3500 rpm

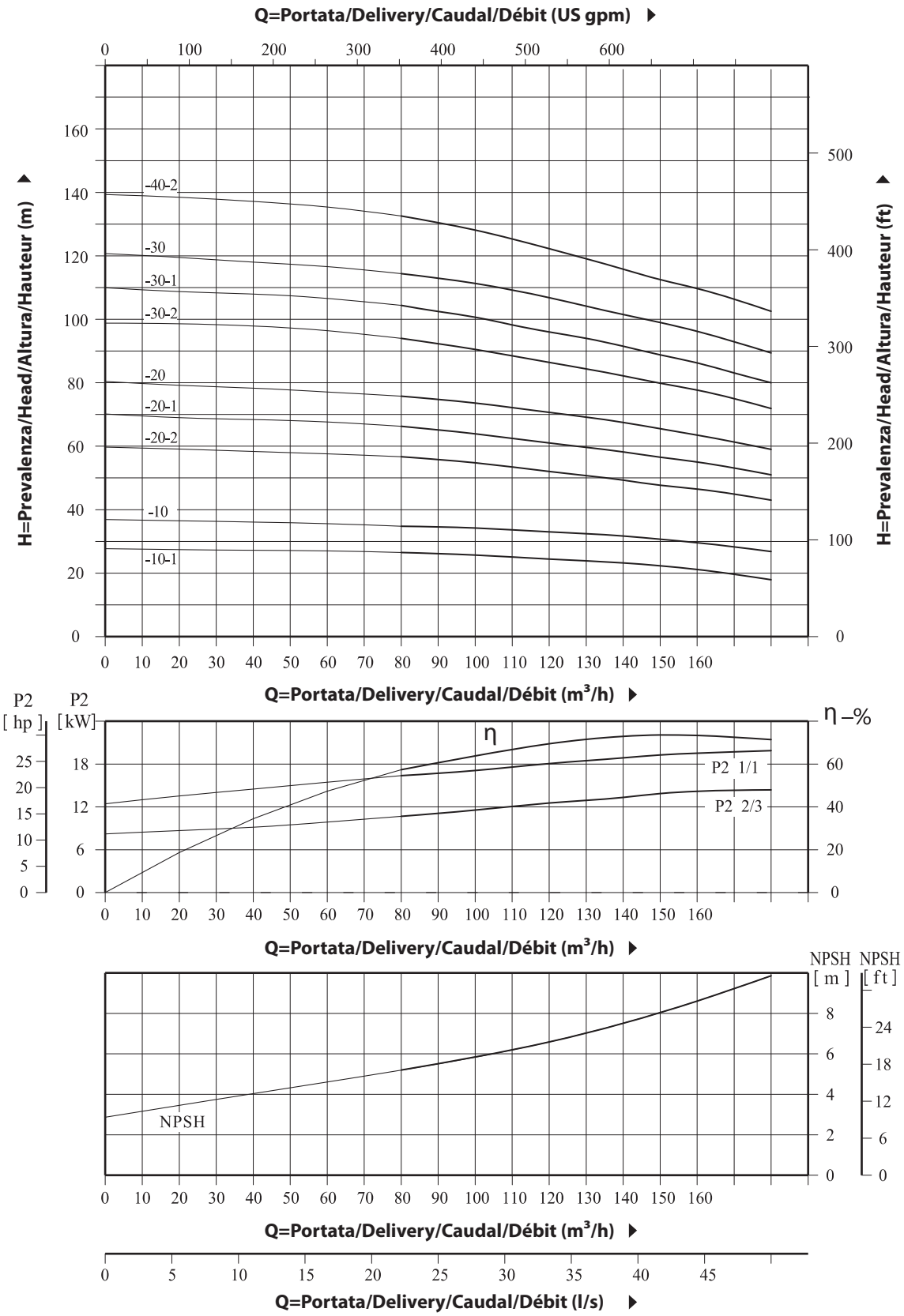

QVX-S/QVX-C 200

DATI TECNICI/TECHNICAL DATA/DATOS TÉCNICOS/DONNÉES TECHNIQUES

60 Hz n=3500 rpm

MODELLO MODEL MODELO MODÈLE QVX-S/QVX-C	Potenza Power Potencia Puissance kW	Hp	Portata Delivery Caudal Débit m³/h	100	120	140	160	180	200	220	240
200-10-B	30	40	H (m)	38	37	36.5	35.5	34	33	31	29
200-10-A	37	50		43	42	41.5	40	39	38	36.5	34.5
200-10	45	60		56	55	54.5	53.5	53	52	50.5	48.5
200-20-2B	55	75		77.5	75.5	73.5	71	68.5	66	62	58.5
200-20-2-A	75	100		87	85	83	81	79	77	74	70
200-20-B	75	100		95.5	93.5	92.5	90.5	88.5	86	82.5	79
200-20-A	90	120		100	98.5	97.5	95.5	93.5	91	88	84
200-20	90	120		114	112.5	111	109.5	107.5	105	101.5	98.5
200-30-2-B	110	150		135	132.5	129.5	126	122.5	119	114	108.5
200-30-A-B	110	150		139	136.5	134	131	128	124	119	113.5
200-30-2-A	110	150		145	142.5	140	137	133.5	130	125.5	120

QVX-S/QVX-C 200

DIMENSIONI E PESO/DIMENSIONS AND WEIGHT/DIMENSIONES Y PESOS/DIMENSIONS ET POIDS

MODELLO MODEL MODELO MODÈLE QVX-S/QVX-C	DIMENSIONI/DIMENSIONS DIMENSIONES/DIMENSIONS mm B1	B2	B1+B2	D1	D2	WGT Kg
200-10-B	907	660	1567	400	310	403
200-10-A	907	660	1567	400	310	426
200-10	907	700	1607	450	345	484
200-20-2B	1131	770	1901	540	370	595
200-20-2-A	1131	845	1976	580	410	718
200-20-B	1131	845	1976	580	410	718
200-20-A	1131	895	2026	580	410	787
200-20	1131	895	2026	580	410	787
200-30-2-B	1325	1140	2465	645	550	1158
200-30-A-B	1325	1140	2465	645	550	1158
200-30-2-A	1325	1140	2465	645	550	1158

CONNECTION OPTIONS:

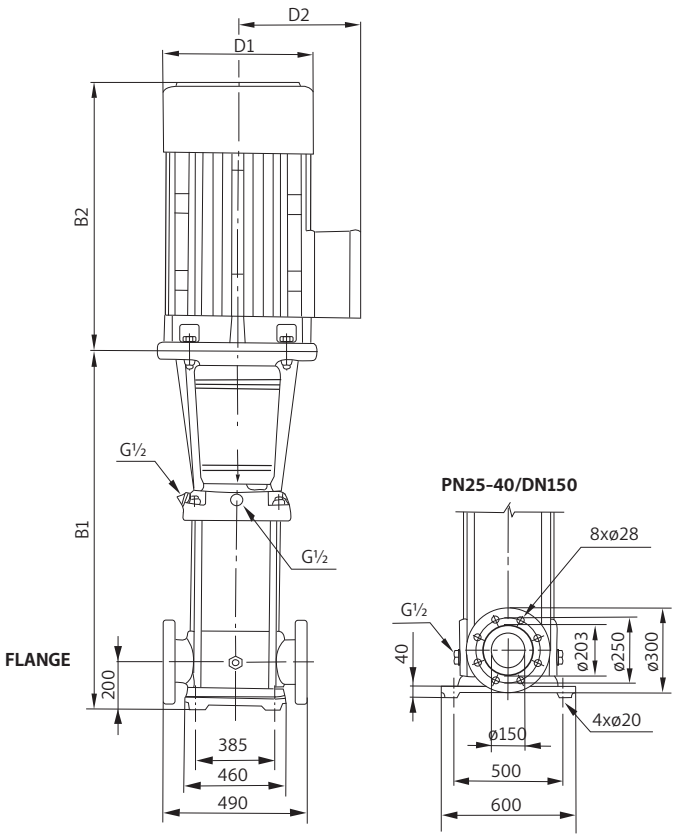

QVX-S/QVX-C 200

CURVA DI PRESTAZIONE/PERFORMANCE CURVE/CURVA DE RENDIMIENTO/COURBE DE PERFORMANCE

60 Hz n=3500 rpm

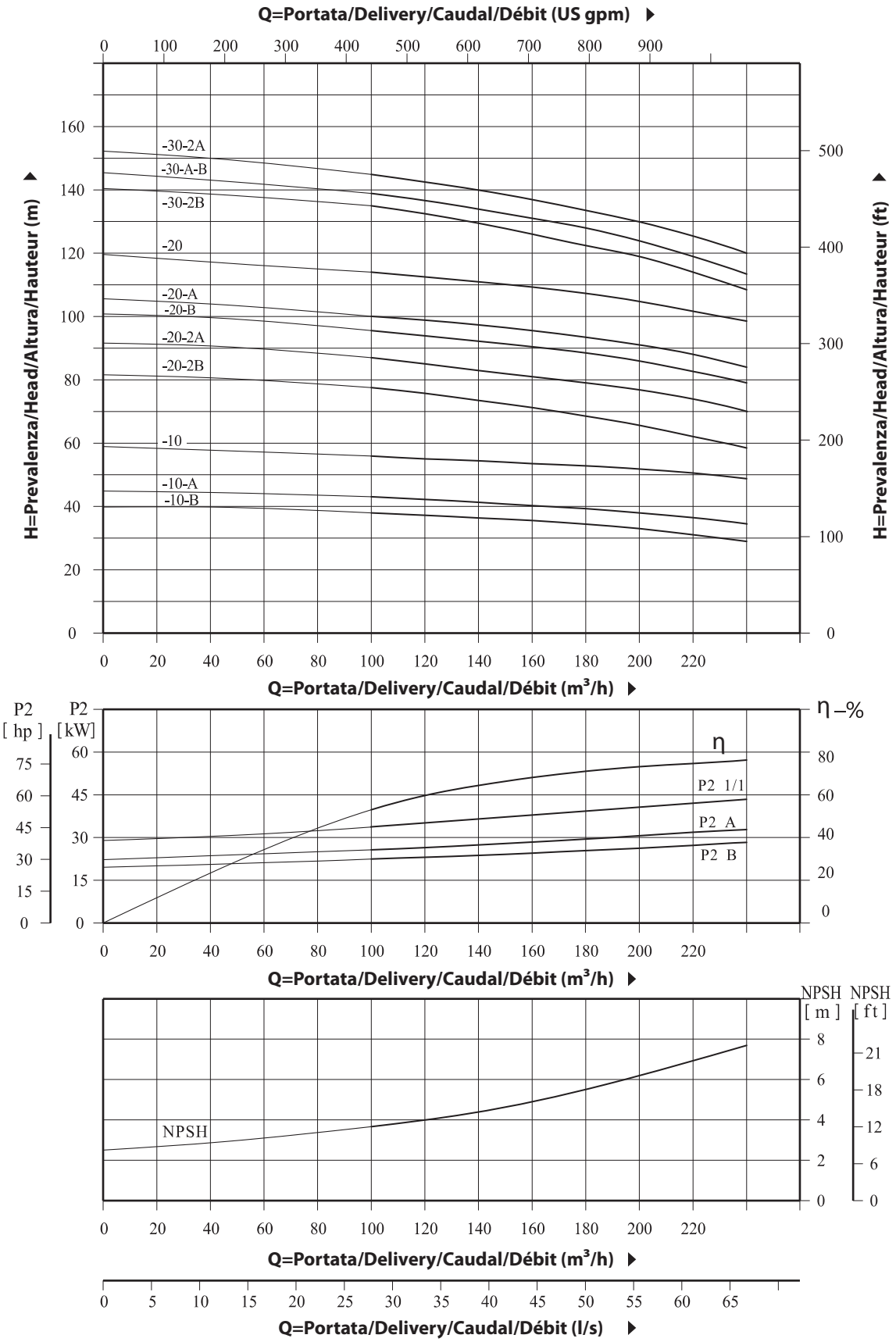

NOTES

NOTES

QUADRA

MADE IN ITALY

www.quadra-italy.com

Clean

Domestic

Civil

Industry



QVI

Pompa verticale in linea
Vertical inline pump
Bomba vertical en-linea
Pompe en ligne verticale

60Hz

QUADRA
MADE IN ITALY

www.quadra-italy.com

RANGE DI POTENZA E PRESTAZIONI
POWER AND PERFORMANCE RANGE
RANGO DE POTENCIA Y PRESTACIONES
PLAGE DE PUISSANCE ET DE PERFORMANCES

HP/KW	1÷40 / 0.75÷30
Q	6÷210 m³/h
H	6÷60 m

Clean
Domestic
Civil
Industry

QVI

Pompa verticale in linea
Vertical inline pump
Bomba vertical en-linea
Pompe en ligne verticale

n ≈ 3500 rpm

DESCRIZIONE/DESCRIPTION
DESCRIPCIONES/DESCRIPTION

Pompe centrifughe monostadio a configurazione in linea
Con tenuta per alte temperature per l'utilizzo in impianti di riscaldamento.
Motore ad efficienza IE3, con protezione IP55 classe F.
Corpo pompa con vernice anticorrosiva
Controflangia in acciaio galvanizzato, con viti, dadi e guarnizioni
Cuscinetti di qualità NSK, tenuta meccanica resistente all'usura

Single-stage centrifugal pumps in inline design
With high temperature seal for using in heating systems
IE3 high efficient motor, with protection IP55 class F
Pump case with anti-corrosive coating
Galvanized counter flange with bolts, nuts and gaskets
Quality NSK bearing, wear resistance mechanical seal

Bombas centrífugas de una etapa en diseño en línea.
Con cierre de alta temperatura para sistemas de calefacción
Motor de alta eficiencia IE3, con protección IP55 clase F
Caja de bomba con revestimiento anticorrosivo
Contrabrida galvanizada con pernos, tuercas y juntas
Rodamiento de marca NSK y cierre mecánico personalizado

Pompes centrifuges à un étage de conception en ligne
Avec garniture haute température pour systèmes de chauffage
Moteur haute efficacité IE3, avec protection IP55 classe F
Boîtier de pompe avec revêtement anti-corrosif
Contre-bride galvanisée avec boulons, écrous et joints
Roulement NSK qualité, joint mécanique de résistance à l'usure

APPLICAZIONI/APPLICATIONS/APLICACIONES/APPLICATIONS

Per il convogliamento di acqua e di altri liquidi con proprietà fisiche e chimiche simili all'acqua; idonea per applicazioni nei settori energetico, metallurgico, chimico, tessile, cartario e alberghiero, nonché per la pressurizzazione dell'acqua di caldaia e come pompa di circolazione per impianti di teleriscaldamento

For conveying water and other liquids similar to water in physical and chemical properties, suitable for energy, metallurgy, chemical, textile, paper and hotels and other boiler water pressurization transport and urban heating system circulation pump.

Para el transporte de agua y otros líquidos similares al agua en propiedades físicas y químicas, adecuado para la energía, metalurgia, química, textil, papel y hoteles y otras calderde presurización de agua de transporte y sistema de calefacción urbana bomba de circulación.

Pour le transport de l'eau et d'autres liquides semblables à l'eau dans les propriétés physiques et chimiques, approprié à l'énergie, à la métallurgie, à la chimie, au textile, au papier et aux hôtels et à d'autres transports de pressurisation d'eau de chaudière et pompe de circulation de système de chauffage urbain.

LIMITI DI UTILIZZO/USING LIMITS
LÍMITES UTILIZACIÓN/UTILISATION LIMITES

Temperatura del liquido tra -10 °C e +120 °C
Temperatura massima ambiente tra 0 °C and +50°C
Pressione massima di esercizio 16 bar
Servizio continuo S1

Liquid temperature between -10 °C and +120 °C
Ambient temperature between 0 °C and +50°C
Max. working pressure 16 bar
Continuous service S1

Temperatura del líquido de -10 °C hasta +120 °C
Temperatura ambiente de 0 °C hasta +50°C
Presión máxima en el cuerpo de la bomba 16 bar
Funcionamiento continuo S1

Température du liquide entre -10 °C et +120 °C
Température ambiante entre 0 °C et +50 °C
Max. pression de service 16 bar
Service continu S1

CODICE MODELLO/MODEL CODE
CÓDIGO MODELO/CODE MODÈLE

Esempio/For example/Por ejemplo/Par exemple

QVI 65-400/75

- **75**= Potenza nominale (kw)x10
  Rated power (kw)x10
  Potencia nominal (kw)x10
  Puissance nominale (kw) x10
- **400**= Prevalenza massima (m)x10
  Maximum head (m)x10
  Altura màxima (m)x10
  Téte maximale (m)x10
- **65**= Dimensioni mandata (mm)
  Discharge size (mm)
  Tamaño de descarga (mm)
  Taille de décharge (mm)
- **QVI**= Pompa verticale in linea
  Vertical inline pump
  Bomba vertical en-linea
  Pompe en ligne verticale

QVI

DATI TECNICI/TECHNICAL DATA/DATOS TÉCNICOS/DONNÉES TECHNIQUES

60 Hz n=3500 rpm

MODELLO MODEL MODELO MODÈLE QVI	Phases 1-ph	Phases 3-ph	DN mm	Potenza Power Potencia Puissance kw	hp	Q=Portata/Delivery/Caudal/Débit l/min 0	100	150	250	300	400	450	600	700	800	900	1200	1400	1500	1800	2000	2300	3000	3500
						m³/h 0	6	9	15	18	24	27	36	42	48	54	72	84	90	108	120	138	180	210
						H=Prevalenza/Head/Altura/Hauteur (m)																		
50-170/7 ★	•	•	50x50	0.75	1	17.5	16.7	15	12	9	-	-	-	-	-	-	-	-	-	-	-	-	-	-
50-220/11 ★	•	•	50x50	1.1	1.5	22	21	19.7	16.5	14.5	9	-	-	-	-	-	-	-	-	-	-	-	-	-
50-250/15 ★	•	•	50x50	1.5	2	25.4	23.7	22.5	18.5	15.8	-	-	-	-	-	-	-	-	-	-	-	-	-	-
50-310/22 ★	•	•	50x50	2.2	3	31	29.6	28.5	24.5	22	15	-	-	-	-	-	-	-	-	-	-	-	-	-
50-350/30 ★	•	•	50x50	3	4	35	34.3	34	28	25.5	19	15	-	-	-	-	-	-	-	-	-	-	-	-
50-410/40 ★	-	•	50x50	4	5.5	41	-	-	-	38.5	36.2	35	30	25	-	-	-	-	-	-	-	-	-	-
50-460/55 ★	-	•	50x50	5.5	7.5	46	-	-	-	43.8	41.3	40.1	35	30	-	-	-	-	-	-	-	-	-	-
50-570/75 ★	-	•	50x50	7.5	10	57	-	-	-	53.6	51.5	50	45	41	36.5	-	-	-	-	-	-	-	-	-
65-140/11	•	•	65x65	1.1	1.5	14.7	-	-	-	13.5	11.5	10.1	5.8	-	-	-	-	-	-	-	-	-	-	-
65-180/15	•	•	65x65	1.5	2	18.1	-	-	-	17	15	13.9	9.6	6	-	-	-	-	-	-	-	-	-	-
65-240/22	•	•	65x65	2.2	3	24.5	-	-	-	23.2	21.5	20.2	16	13	8.3	-	-	-	-	-	-	-	-	-
65-310/30	•	•	65x65	3	4	31.8	-	-	-	29.5	27.5	26.3	21.5	17.5	-	-	-	-	-	-	-	-	-	-
65-380/40	-	•	65x65	4	5.5	38	-	-	-	36	34	33	28.5	25	20.1	-	-	-	-	-	-	-	-	-
65-320/55	-	•	65x65	5.5	7.5	32	-	-	-	-	-	-	30.6	30	28	26.6	20.5	14.8	-	-	-	-	-	-
65-400/75	-	•	65x65	7.5	10	40	-	-	-	-	-	-	38	37	36	34.4	29	24	21	-	-	-	-	-
80-190/40	-	•	80x80	4	5.5	19	-	-	-	-	-	-	-	-	17.3	16.8	14.5	13	11.8	-	-	-	-	-
80-230/55	-	•	80x80	5.5	7.5	23	-	-	-	-	-	-	-	-	21.3	20.9	19	17.5	16.7	13.7	-	-	-	-
80-270/75	-	•	80x80	7.5	10	27	-	-	-	-	-	-	-	-	26	25.6	24.5	23	22.5	20	18	-	-	-
80-330/92	-	•	80x80	9.2	12.5	33	-	-	-	-	-	-	-	-	-	31.5	30	28	27.1	24	21.5	-	-	-
80-360/110	-	•	80x80	11	15	36	-	-	-	-	-	-	-	-	-	34.5	33	31.5	30.8	28	25.5	-	-	-
80-420/150	-	•	80x80	15	20	42	-	-	-	-	-	-	-	-	-	41	40	38.5	37.8	35	33	29.5	-	-
100-270/110	-	•	100x100	11	15	27	-	-	-	-	-	-	-	-	-	-	-	-	27.3	26	24.5	22.5	16	-
100-320/150	-	•	100x100	15	20	32.8	-	-	-	-	-	-	-	-	-	-	-	-	32.5	31.3	30.2	28.5	22.1	16.7
100-390/185	-	•	100x100	18.5	25	39	-	-	-	-	-	-	-	-	-	-	-	-	38	36.8	36.7	33.8	28.8	23.5
100-480/220	-	•	100x100	22	30	48	-	-	-	-	-	-	-	-	-	-	-	-	47.5	45.5	43.5	41	32.5	24.5
100-600/300	-	•	100x100	30	40	60	-	-	-	-	-	-	-	-	-	-	-	-	59.5	58	57	54.5	47	40.5

★=Girante in AISI 304/AISI 304 impeller/Impulsor en AISI 304/Roue en AISI 304

QVI

CURVA DI PRESTAZIONE/PERFORMANCE CURVE/CURVA DE RENDIMIENTO/COURBE DE PERFORMANCE

60 Hz n=3500 rpm

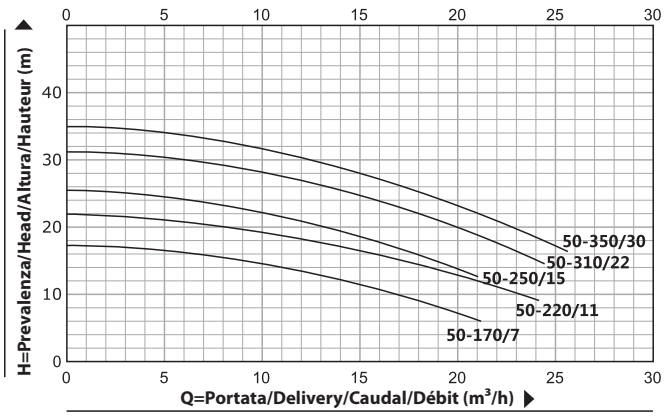

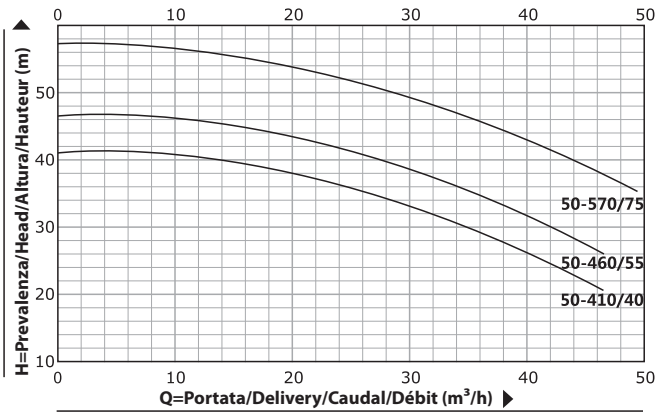

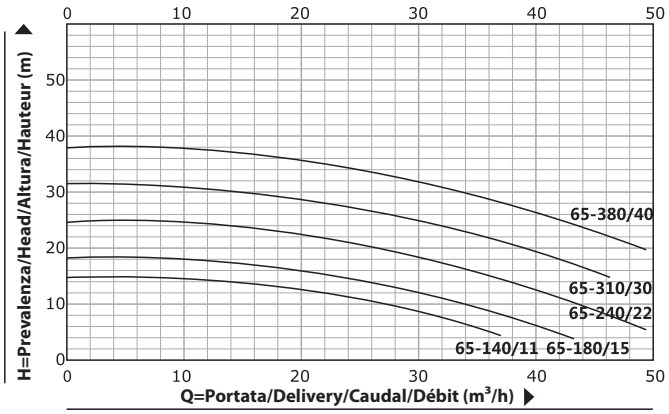

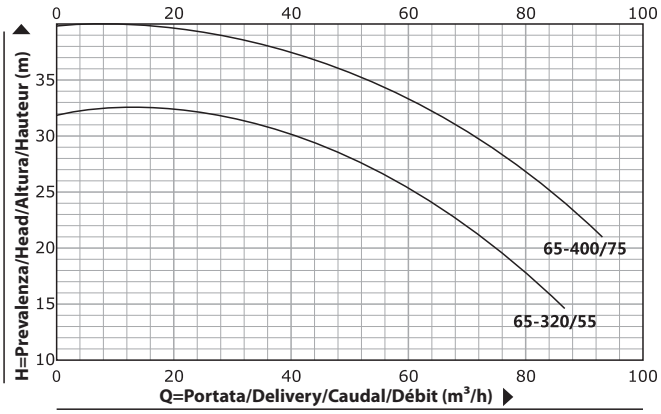

QVI

CURVA DI PRESTAZIONE/PERFORMANCE CURVE/CURVA DE RENDIMIENTO/COURBE DE PERFORMANCE

60 Hz n=3500 rpm

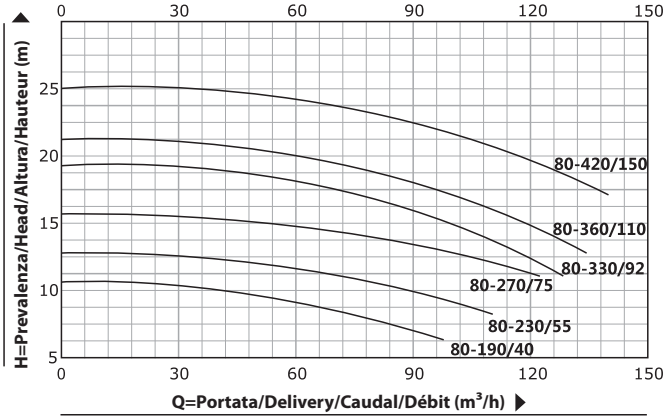

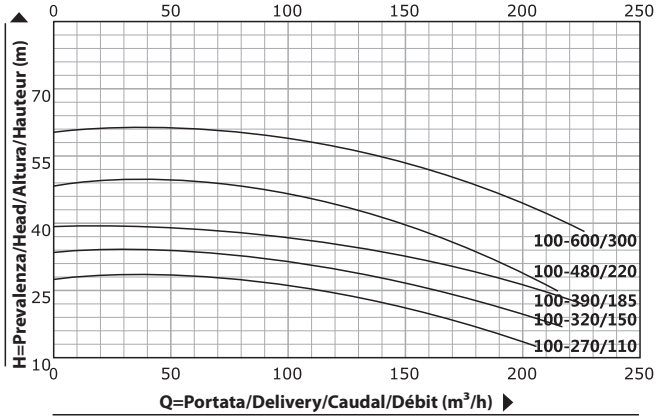

QVI

DESCRIZIONE MATERIALE/MATERIAL DESCRIPTION/DESCRIPCIÓN DE MATERIAL/DESCRIPTION DU MATÉRIEL

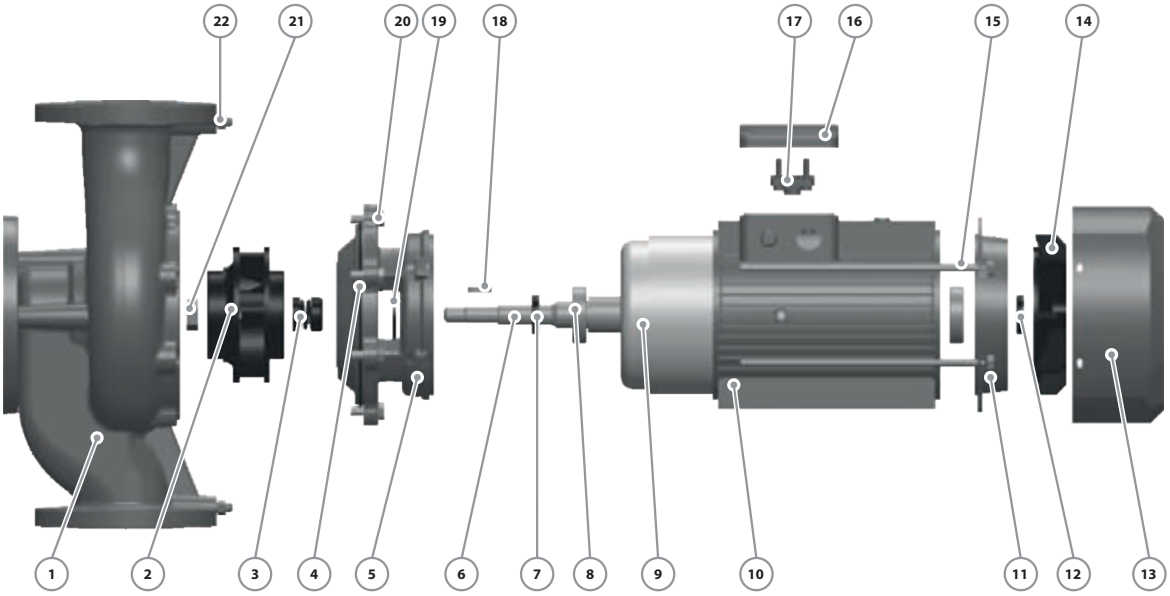

No.	Descrizione/Description Descripción/Description	Materiale/Material Material/Matériel
1	Corpo pompa Pump Case Cuerpo de bomba Boîtier de pompe	Ghisa Cast Iron Fundición Fonte
2	Girante Impeller Impulsor Roue	Ghisa/AISI 304 Cast iron/AISI 304 Hierro fundido/AISI 304 Fonte/AISI 304
3	Tenuta meccanica Mechanical Seal Cierre Mecánico Sceller	SiC-Grafite-AISI 304 SiC-Carbon-AISI 304 SiC-Grafito-AISI 304 SiC-Carbon-AISI 304
4	Guarnizione O-ring Junta Tórica Joint Torique	Gomma Rubber Caucho Caoutchouc
5	Connessione Connection Conexión Lien	Ghisa Cast Iron Fundición Fonte
6	Albero Shaft Eje Arbre	AISI 304 - Acciaio C45 AISI 304 – C45 Steel AISI 304 – Acero C45 AISI 304 – Acier C45
7	Tenuta rinforzata Reinforced Seal Sello Reforzado Sceller	Gomma Rubber Caucho Caoutchouc
8	Cuscinetto Bearing Cojinete Palier	Cuscinetto a sfera Ball bearing Bola rodamiento Roulement bille

No.	Descrizione/Description Descripción/Description	Materiale/Material Material/Matériel
9	Statore/Rotore Wound Stator/Rotor Estator/Rotor Stator/Rotor	Acciaio al silicio/Rame Silicon Steel-Copper Silicio-Cobre Silicium-Cuivre
10	Corpo motore Motor Case Cuerpo Motor Boitier Moteur	Alluminio Aluminium Aluminio Aluminium
11	Chiusura motore Back Cover Tapa Trasera Capot Arrière	Ghisa Cast Iron Fundición Fonte
12	Tenuta rinforzata Reinforced Seal Sello Reforzado Sceller	Gomma Rubber Caucho Caoutchouc
13	Cover ventola Fan Cover Tapa Capot	Alluminio Aluminium Aluminio Aluminium
14	Ventola Fan Ventilador Ventilateur	Plastica Plastic Plástico Plastique
15	Prigionieri Through Bolt Perno Boulon	Acciaio Steel Acero Acier
16	Scatola morsettiera Terminal Box Caja Bornas Boîte Bornes	Alluminio Aluminium Aluminio Aluminium

No.	Descrizione/Description Descripción/Description	Materiale/Material Material/Matériel
17	Morsettiera Terminal Board Tablero Bornas Bornier	Plastica Plastic Plástico Plastique
18	Chiavetta Girante Impeller Key Chaveta Clé	Ferro Iron Hierro Le fer
19	Deflettore Water Deflector Deflector Déflecteur	Gomma Rubber Caucho Caoutchouc
20	Bullone di connessione Connection Bolt Perno Boulon de connexion	Acciaio Steel Acero Acier
21	Dado Girante Impeller Nut Nuez Noix	Acciaio Galvanizzato Galvanized Steel Acero Galvanizado Acier Galvanisé
22	Valvola di sicurezza Release valve Tapón Cebado Soupape de décharge	Ottone Brass Bronce Laiton

QVI

DIMENSIONI E PESO/DIMENSIONS AND WEIGHT/DIMENSIONES Y PESOS/DIMENSIONS ET POIDS

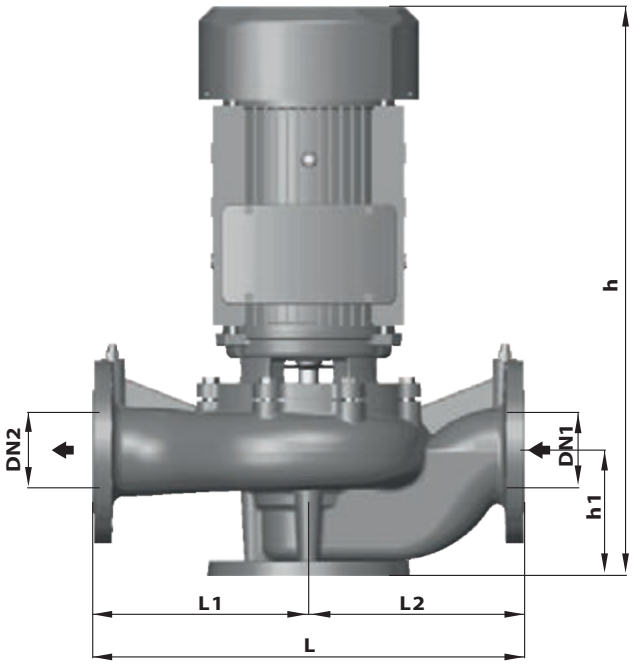

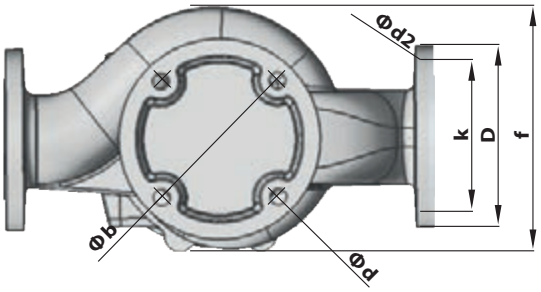

MODELLO MODEL MODELO MODÈLE QVI	Phases		DIMENSIONI/DIMENSIONS/DIMENSIONES/DIMENSIONS (mm)													kg	
	1-ph	3-ph	DN1	DN2	h	h1	L	b	f	d	L1	L2	D	K	d2	1-ph	3-ph
50-170/7	•	•	50	50	475	115	340	145	197	18	170	170	165	125	4*18	26	24
50-220/11	•	•	50	50	475	115	340	145	197	18	170	170	165	125	4*18	27	25
50-250/15	•	•	50	50	450	100	322	145	229	18	161	161	165	125	4*18	36	34
50-310/22	•	•	50	50	450	100	322	145	229	18	161	161	165	125	4*18	41	39
50-350/30	•	•	50	50	480	100	322	145	229	18	161	161	165	125	4*18	52	50
50-410/40	-	•	50	50	485	115	440	160	277	18	220	220	165	125	4*18	-	59
50-460/55	-	•	50	50	485	115	440	160	277	18	220	220	165	125	4*18	-	66
50-570/75	-	•	50	50	485	115	440	160	277	18	220	220	165	125	4*18	-	73
65-140/11	•	•	65	65	465	105	360	145	212	18	180	180	185	145	4*18	29	27
65-180/15	•	•	65	65	465	105	360	145	212	18	180	180	185	145	4*18	31	29
65-240/22	•	•	65	65	465	105	360	145	212	18	180	180	185	145	4*18	36	34
65-310/30	•	•	65	65	530	112	400	160	250	18	200	200	185	145	4*18	50	48
65-380/40	-	•	65	65	530	112	400	160	250	18	200	200	185	145	4*18	-	50
65-320/55	-	•	65	65	583	112	400	160	263	18	200	200	185	145	4*18	-	64
65-400/75	-	•	65	65	583	112	400	160	263	18	200	200	185	145	4*18	-	71
80-190/40	-	•	80	80	615	135	470	180	267	18	235	235	200	160	8*18	-	56
80-230/55	-	•	80	80	615	135	470	180	267	18	235	235	200	160	8*18	-	68
80-270/75	-	•	80	80	615	135	470	180	267	18	235	235	200	160	8*18	-	74
80-330/92	-	•	80	80	658	135	470	200	290	18	235	235	200	160	8*18	-	90
80-360/110	-	•	80	80	658	135	470	200	290	18	235	235	200	160	8*18	-	106
80-420/150	-	•	80	80	780	135	470	200	290	18	235	235	200	160	8*18	-	134
100-270/110	-	•	100	100	685	160	552	220	310	18	276	276	220	180	8*18	-	113
100-320/150	-	•	100	100	807	160	552	220	310	18	276	276	220	180	8*18	-	143
100-390/185	-	•	100	100	807	160	552	220	310	18	276	276	220	180	8*18	-	150
100-480/220	-	•	100	100	880	160	552	220	322	18	276	276	220	180	8*18	-	212
100-600/300	-	•	100	100	950	160	552	220	322	18	276	276	220	180	8*18	-	222

NOTES

QUADRA

MADE IN ITALY

www.quadra-italy.com

Clean

Home

Civil

Industry

QILC

Pompa di circolazione in linea
Inline circulation pump
Bomba de circulación en linea
Pompe de circulation en ligne

60 Hz

QILC

Pompa di circolazione in linea
Inline circulation pump
Bomba de circulación en linea
Pompe de circulation en ligne

Clean
Home
Civil
Industry

DESCRIZIONE/DESCRIPTION
DESCRIPCIONES/DESCRIPTION

Pompe centrifughe monostadio a configurazione in linea.
Con tenuta per alte temperature per impianti di riscaldamento
Estrazione posteriore facilitata dal lato motore, con design ad accoppiamento
Motore ad efficienza IE3, con protezione IP55 classe F
Corpo pompa con vernice anticorrosiva
Controflangia in acciaio galvanizzato, con viti, dadi e guarnizioni
Cuscinetti di qualità NSK, tenuta meccanica resistente all'usura

Single-stage centrifugal pumps in inline design
With high temperature seal for using in heating systems
Easily back pull-out from motor for coupling design
IE3 high efficient motor, with protection IP55 class F
Pump case with anti-corrosive coating
Shaft in stainless steel AISI 304
Quality NSK bearing, wear resistance mechanical seal

Bombas centrífugas de una etapa en diseño en línea.
Con cierre de alta temperatura para sistemas calefacción
Extracción fácil del motor para el diseño del acoplamiento
Motor de alta eficiencia IE3, con protección IP55 clase F
Caja de bomba con revestimiento anticorrosivo
Eje en acero inoxidable 304
Rodamiento de marca NSK y cierre mecánico personalizado

Pompes centrifuges à un étage de conception en ligne
Avec garniture haute température pour les systèmes chauffage
Retrait facile du moteur pour la conception de l'accouplement
Moteur haute efficacité IE3, avec protection IP55 classe F
Boîtier de pompe avec revêtement anti-corrosif
Arbre en acier inoxydable 304
Roulement NSK qualité, joint mécanique de résistance à l'usure

CODICE MODELLO/MODEL CODE
CÓDIGO MODELO/CODE MODÈLE

Esempio/For example/Por ejemplo/Par exemple

QILC 50-40 G/2

- **2**= Numero poli motore
  Number of motor poles
  Número de polos del motor
  Nombre de pôles du moteur
- **G**=Pompa per condotte di nuova generazione
  New generation pipeline pump
  Bomba de tubería de nueva generación
  Pompe de pipeline nouvelle génération
- **40**= Prevalenza nominale (m)
  Nominal Head (m)
  Altura nominal (m)
  Tête nominale (m)
- **50**= Diametro nominale bocca di aspirazione (DN)
  Nominal diameter of suction buckle (DN)
  Diámetro nominal de la hebilla de succión (DN)
  Diamètre nominal de la boucle à ventouse (DN)
- **QILC** = Pompa centrifuga monofase speciale da circolazione in condotta
  Special single-stage pipeline circulating pump
  Bomba de circulación de tubería especial de una sola etapa.
  Pompe de circulation spéciale pour pipeline à un étage

APPLICAZIONI/APPLICATIONS/APLICACIONES/APPLICATIONS

Impianto di riscaldamento: circuito di riscaldamento, flusso misto caldaia, temperatura flusso miscelato, riscaldamento intermittente, circuito acqua sanitaria.
Impianto di climatizzazione: circolazione dell'acqua refrigerata.
Impianto di approvvigionamento idrico: filtrazione e trasmissione, pressurizzazione condotte.
Produzione industriale: sistema di lavaggio e pulizia, acqua di alimentazione caldaie, circolazione acqua di raffreddamento, sistemi di trattamento acqua, impianti per la lavorazione della pelle, sistemi antincendio.

Heating system: heating cycle, boiler mixed flow, temperature mixed flow, intermittent heating, domestic water cycle. Air conditioning system: chilled cooling water circulation.
Water supply system: filtration and transmission, pipeline pressurization.
Industrial production: flushing and cleaning system, boiler feed water, cooling water circulation, water treatment system, equipment leather cover facilities, fire protection system.

Sistema de calefacción: ciclo de calefacción, caudal mixto de caldera, caudal mixto de temperatura, calefacción intermitente, ciclo de agua sanitaria. Sistema de aire acondicionado: circulación de agua de refrigeración enfriada. Sistema de abastecimiento de agua: filtración y transmisión, presurización de tuberías. Producción industrial: sistema de lavado y limpieza, agua de alimentación de calderas, Circulación de agua de refrigeración, sistema de tratamiento de agua, instalaciones de cubierta de cuero para equipos, sistema de protección contra incendios.

Système de chauffage : cycle de chauffage, débit mixte chaudière, température débit mixte, chauffage intermittent, cycle d'eau sanitaire. Système de climatisation : circulation d'eau de refroidissement réfrigérée. Système d'adduction d'eau: filtration et transmission, pressurisation des canalisations. Production industrielle : système de rinçage et de nettoyage, eau d'alimentation de chaudière, circulation de l'eau de refroidissement, système de traitement de l'eau, installations de couverture en cuir d'équipement, système de protection incendie.

Esempio/For example/Por ejemplo/Par exemple

QILC 80-28/2/4

- **4**= Motore 4 poli 1750 rpm
  4 poles motor 1750 rpm
  Motor de 4 polos 1750 rpm
  Moteur 4 pôles 1750 rpm
- **2**= Motore 2 poli 3500 rpm
  2 poles motor 3500 rpm
  Motor de 2 polos 3500 rpm
  Moteur 2 pôles 3500 rpm
- **28**= Prevalenza nominale (m)
  Nominal Head (m)
  Altura nominal (m)
  Tête nominale (m)
- **80**= Dimensioni aspirazione e mandata (mm)
  Inlet and outlet size (mm)
  Tamaño de entrada y salida (mm)
  Taille d'entrée et de sortie (mm)
- **QILC** = Pompa di circolazione in linea
  Inline circulation pump
  Bomba de circulación en línea
  Pompe de circulation en ligne

QILC

DESCRIZIONE MATERIALE/MATERIAL DESCRIPTION/DESCRIPCIÓN DE MATERIAL/DESCRIPTION DU MATÉRIEL



No.	Descrizione/Description Descripción/Description	Materiale/Material Material/Matériel
1	Cover Ventola/Fan Cover Tapa/Capot	Alluminio/Aluminium Aluminio/Aluminium
2	Ventola/Fan Ventilador/Ventilateur	Plastica/Plastic Plástico/Plastique
3	Chiusura Motore/Back Cover Tapa Trasera/Capot Arrière	Ghisa/Cast Iron Fundición/Fonte
4	Prigionieri/Through Bolt Perno/Boulon	Acciaio/Steel Acero/Acier
5	Corpo motore/Motor Case Cuerpo Motor/Boitier Moteur	Alluminio/Aluminium Aluminio/Aluminium
6	Statore/Wound Stator Estator/Stator	Acciaio al silicio-Rame/Silicon Steel-Copper Silicio-Cobre/Silicium-Cuivre
7	Chiavetta Girante/Impeller Key Chaveta/Clé	Ferro/Iron Hierro/Le fer
8	Rotore/Rotor Rotor/Rotor	Acciaio al silicio/Silicon Steel Acero Silicio/Acier Silicium
9	Cuscinetto/Bearing Cojinete/Palier	Cuscinetto a sfera/Ball bearing Bola rodamiento/Roulement bille
10	Cover Motore/Motor Cover Tapa Motor/Capot Moteur	Ghisa/Cast Iron Fundición/Fonte
11	Morsettiera/Terminal Board Tablero Bornas/Bornier	Plastica/Plastic Plástico/Plastique
12	Condensatore/Capacitor Capacitor/Condensateur	A film plastico/Plastic film De película plástica/À film plastique
13	Guarnizione/Pad Almohadilla/Tampon	Gomma/Rubber Caucho/Caoutchouc
14	Scatola morsettiera/Terminal Box Caja Bornas/Boîte Bornes	Alluminio/Aluminium Aluminio/Aluminium
15	Connessione/Coupling Unión/Couplage	Acciaio/Steel Acero/Acier
16	Albero/Shaft Eje/Arbre	AISI 304
17	Connessione/Connection Conexión/Lien	Ghisa/Cast Iron Fundición/Fonte
18	Cover Corpo/Case Cover Tapa Cuerpo/Capot Boîtier	AISI 304
19	Valvola di sicurezza/Release valve Tapón Cebado/Soupape de décharge	Ottone/Brass Bronce/Laiton
20	Tenuta Meccanica/Mechanical Seal Cierre Mecánico/Sceller	SiC-Grafite-AISI 304/SiC-Carbon-AISI 304 SiC-Grafito-AISI 304/SiC-Carbon-AISI 304
21	Girante/Impeller Impulsor/Roue	Ghisa/Cast Iron Fundición/Fonte
22	Rondella/Washer Arandela/Rondelle	Acciaio/Steel Acero/Acier
23	Dado Girante/Impeller Nut Nuez/Noix	Acciaio Galvanizzato/Galvanized Steel Acero Galvanizado/Acier Galvanisé
24	Guarnizione/O-ring Junta Tórica/Joint Torique	Gomma/Rubber Caucho/Caoutchouc
25	Corpo Pompa/Pump Case Cuerpo/Boîtier	Ghisa/Cast Iron Fundición/Fonte

QILC

CURVA DI PRESTAZIONE/PERFORMANCE CURVE/CURVA DE RENDIMIENTO/COURBE DE PERFORMANCE

QILC single -level pipeline circulation pump
diameter range: 32-300mm

Power range: 0.75-200 kW
2 poles up to 100 as frame size and 4 poles from 125 as frame size

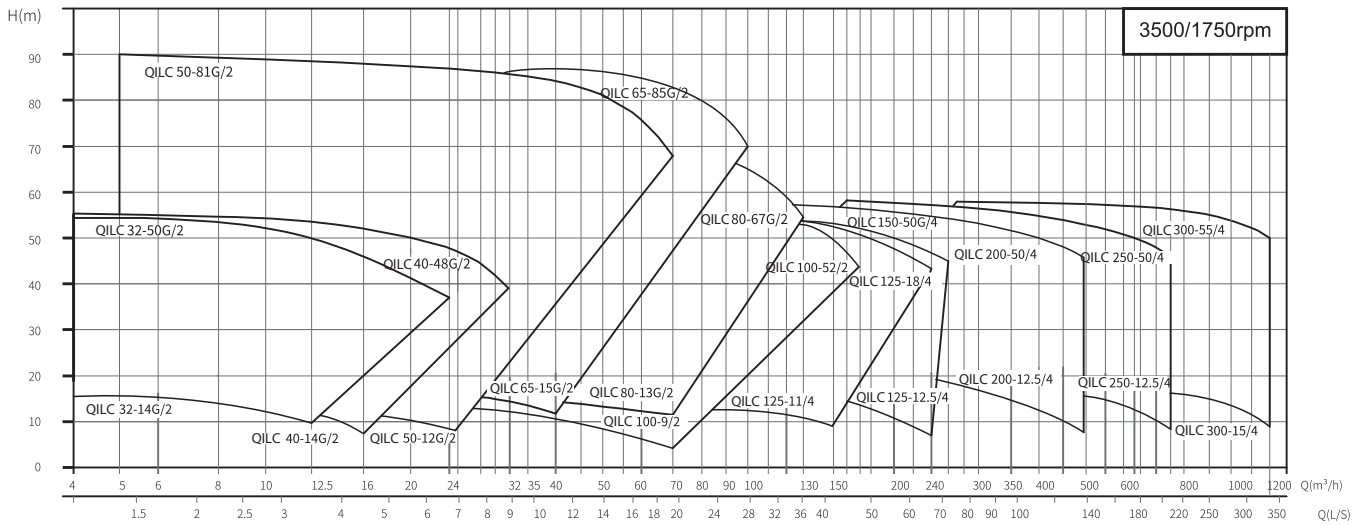

QILC

LIMITI DI UTILIZZO/USING LIMITS
LÍMITES UTILIZACIÓN/UTILISATION LIMITES

Temperatura del liquido tra -15 °C e +110 °C
Temperatura massima ambiente +40°C
Pressione massima di esercizio 16 bar
Servizio continuo S1

Liquid temperature between -15 °C and +110 °C
Ambient temperature maximum +40°C
Max. working pressure 16 bar
Continuous service S1

Temperatura del líquido de -15 °C hasta +110 °C
Temperatura ambiente de +40°C
Presión máxima en el cuerpo de la bomba 16 bar
Funcionamiento continuo S1

Température du liquide entre -15 °C et +110 °C
Température ambiante entre +40 °C
Max. pression de service 16 bar
Service continu S1

QILC

CONDIZIONI D'USO/CONDITION OF USE/CONDICIONES DE USO/CONDITION D'UTILISATION

Grado di protezione: IP55
Pressione massima di esercizio:
12 bar per il modello convenzionale,
16 bar per il modello speciale
Altitudine: fino a 1000 m
Direzione di rotazione:
Oraria (visto dal lato ventola motore)

Protection grade: IP55
Maximum working pressure:
12 bar for conventional type
Special type is 16 bar
Altitude: Up to 1000 m
Rotation direction:
Clockwise (looking down at the motor blade end)

Grado de protección: IP55
Presión máxima de trabajo:
12 bar para el tipo convencional
El tipo especial es 16 bar
Altitud: Hasta 1000 m
Dirección de rotación:
En el sentido de las agujas del reloj
(mirando hacia el extremo de la cuchilla del motor)

Degré de protection : IP55
Pression de service maximale:
12 bar pour le type conventionnel
Le type spécial est de 16 bar
Altitude : Jusqu'à 1000 m
Sens de rotation:
Dans le sens des aiguilles d'une montre
(en regardant l'extrémité de la lame du moteur)

QILC

DIMENSIONI E PESO/DIMENSIONS AND WEIGHT
DIMENSIONES Y PESOS/DIMENSIONS ET POIDS

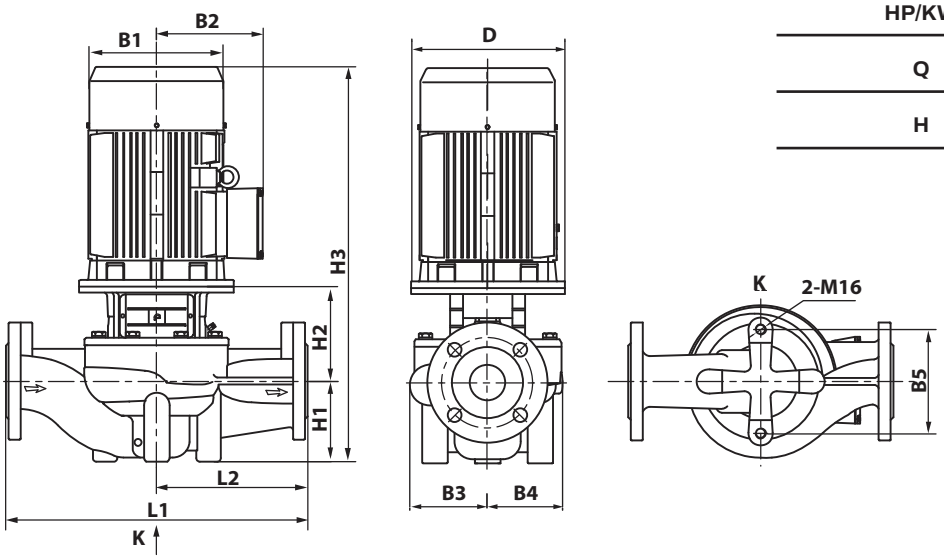

RANGE DI POTENZA E PRESTAZIONI
POWER AND PERFORMANCE RANGE
RANGO DE POTENCIA Y PRESTACIONES
PLAGE DE PUISSANCE ET DE PERFORMANCES

HP/KW	1÷272 / 0.75÷200
Q	8÷900 m³/h
H	14÷85 m

QILC

DIMENSIONI E PESO/DIMENSIONS AND WEIGHT/DIMENSIONES Y PESOS/DIMENSIONS ET POIDS

MODELLO MODEL MODELO MODÈLE QILC	Q m^3/h	H m	P kW	RPM	DIMENSIONI/DIMENSIONS/DIMENSIONES/DIMENSIONS mm											KG
					D	B1	B2	B3	B4	B5	H1	H2	H3	L1	L2	
32-14G/2	8	14	0.75	3500	120	151	125	101	101	144	90	135	469	320	160	33
32-18G/2	8	18	1.1	3500	120	151	125	101	101	144	90	135	469	320	160	34
32-21G/2	12.5	21	1.5	3500	140	171	137	101	101	144	90	137	514	320	160	38
32-26G/2	12.5	26	2.2	3500	140	171	137	101	101	144	90	137	514	320	160	42
32-33G/2	12.5	33	3	3500	160	196	150	109	109	144	90	145	572	340	170	52
32-40G/2	12.5	40	4	3500	160	214	169	128	128	144	100	151	593	360	180	65
32-50G/2	12.5	50	5.5	3500	200	257	190	128	128	144	100	173	656	360	180	84
40-14G/2	8	14	0.75	3500	122	151	125	98	95	120	68	139	451	320	160	31
40-16G/2	12.5	16	1.1	3500	122	151	125	98	95	120	68	139	451	320	160	32
40-21G/2	12.5	21	1.5	3500	140	171	137	98	95	120	68	149	504	320	160	38
40-20G/2	20	20	2.2	3500	140	171	137	105	95	144	85	144	516	320	160	43
40-26G/2	20	26	3	3500	160	196	150	116	109	144	85	156	578	340	170	54
40-30G/2	25	30	4	3500	160	214	169	116	109	144	85	156	583	340	170	62
40-36G/2	25	36	5.5	3500	200	257	190	133	128	144	90	181	654	380	190	85
40-48G/2	25	48	7.5	3500	200	257	190	133	128	144	90	181	654	380	190	94
50-12G/2	16	12	1.1	3500	120	151	125	114	101	144	105	135	484	340	170	37
50-15G/2	20	15	1.5	3500	140	171	137	114	101	144	105	137	529	340	170	42
50-18G/2	25	18	2.2	3500	140	171	137	114	101	144	105	137	529	340	170	45
50-24G/2	25	24	3	3500	160	196	150	114	101	144	105	147	589	340	170	55
50-28G/2	30	28	4	3500	160	214	169	118	109	144	105	152	599	340	170	54
50-32G/2	12.5	32	3	3500	160	196	150	128	128	144	105	150	592	400	200	64
50-35G/2	30	35	5.5	3500	200	257	190	118	109	144	105	176	664	340	170	81
50-39G/2	12.5	39	4	3500	160	214	169	128	128	144	105	150	597	400	200	71
50-40G/2	35	40	7.5	3500	200	257	190	142	138	144	105	175	663	400	200	98
50-49G/2	12.5	49	5.5	3500	200	257	190	128	128	144	105	172	660	400	200	88
50-50G/2	40	50	11	3500	350	314	261	142	138	144	105	255	830	400	200	173
50-59G/2	12.5	59	7.5	3500	200	257	190	163	163	144	105	178	666	440	220	112
50-60G/2	50	60	15	3500	350	314	261	171	163	144	115	225	840	440	220	196
50-70G/2	50	70	18.5	3500	350	314	261	171	163	144	115	225	884	440	220	174
50-80G/2	12.5	80	11	3500	350	314	261	163	163	144	105	222	827	440	220	184
50-81G/2	50	81	22	3500	350	355	273	171	163	144	115	225	917	440	220	256
65-15G/2	30	15	2.2	3500	140	171	137	116	101	144	105	153	545	340	170	48
65-20G/2	30	20	3	3500	160	196	150	116	101	144	105	163	605	340	170	57
65-22G/2	40	22	4	3500	160	214	169	116	101	144	105	163	610	340	170	64
65-30G/2	40	30	5.5	3500	160	257	190	131	115	144	105	194	682	360	180	85
65-34G/2	50	34	7.5	3500	200	257	190	131	115	144	105	194	682	360	180	94
65-37G/2	25	37	5.5	3500	200	257	190	128	128	144	105	180	668	400	200	90
65-41G/2	50	41	11	3500	200	314	261	148	138	144	105	234	839	400	200	173
65-48G/2	25	48	7.5	3500	350	257	190	128	128	144	105	180	668	400	200	98
65-51G/2	50	51	15	3500	200	314	261	148	138	144	105	234	839	400	200	188
65-61G/2	50	61	18.5	3500	350	314	261	174	162	160	125	228	897	475	238	177
65-68G/2	50	68	22	3500	350	355	273	174	162	160	125	228	930	475	238	260
65-85G/2	50	85	30	3500	400	397	314	174	162	160	125	231	1008	475	238	322
80-13G/2	50	13	3	3500	160	196	150	134	112	144	105	171	613	400	200	63
80-18G/2	50	18	4	3500	160	214	169	134	112	144	105	171	618	400	200	70
80-23G/2	50	23	5.5	3500	200	257	190	134	112	144	105	195	683	400	200	87
80-29G/2	50	29	7.5	3500	200	257	190	134	112	144	105	195	683	400	200	95
80-32G/2	70	32	11	3500	350	314	261	159	138	144	115	240	855	450	225	179
80-38G/2	80	38	15	3500	350	314	261	159	138	144	115	240	855	450	225	194
80-41G/2	50	41	11	3500	350	314	261	137	128	144	115	221	836	500	250	176
80-47G/2	80	47	18.5	3500	350	314	261	137	128	144	115	221	836	500	250	191
80-48G/2	50	48	15	3500	350	314	261	159	138	144	115	240	899	450	225	203
80-54G/2	80	54	22	3500	350	355	273	159	138	144	115	250	932	450	225	256
80-67G/2	80	67	30	3500	400	397	314	180	162	160	115	242	1009	500	250	324
100-9/2	50	9	2.2	3500	140	171	137	134	101	160	108	172	573	450	225	65
100-15/2	60	15	4	3500	160	214	169	134	101	160	108	190	675	450	225	83
100-17/2	80	17	5.5	3500	200	257	190	146	117	144	145	215	780	500	250	119
100-22/2	80	22	7.5	3500	200	257	190	146	117	144	145	215	780	500	250	122

QILC

DIMENSIONI E PESO/DIMENSIONS AND WEIGHT/DIMENSIONES Y PESOS/DIMENSIONS ET POIDS

MODELLO MODEL MODELO MODÈLE QILC	Q m^3/h	H m	P kW	RPM	DIMENSIONI/DIMENSIONS/DIMENSIONES/DIMENSIONS mm											KG
					D	B1	B2	B3	B4	B5	H1	H2	H3	L1	L2	
100-27/2	100	27	11	3500	350	314	261	147	123	144	140	260	900	550	275	183
100-33/2	100	33	15	3500	350	314	261	147	123	144	140	260	900	550	275	194
100-40/2	100	40	18.5	3500	350	314	261	181	154	230	140	270	960	550	275	224
100-48/2	100	48	22	3500	350	355	273	181	154	230	140	270	985	550	275	260
100-52/2	130	52	30	3500	400	397	314	181	154	230	140	270	1060	550	275	318
125-11/4	120	11	5.5	1750	200	257	190	216	176	230	215	228	873	620	310	166
125-14/4	120	14	7.5	1750	200	257	190	216	176	230	215	228	873	620	310	179
125-18/4	160	18	11	1750	350	314	261	211	178	230	160	304	989	660	330	257
125-20/4	120	20	11	1750	350	314	261	235	210	230	215	292	1012	800	400	289
125-22/4	160	22	15	1750	350	314	261	235	210	230	215	292	1047	800	400	301
125-28/4	160	28	18.5	1750	350	355	273	235	210	230	215	292	1084	800	400	321
125-32/4	160	32	22	1750	350	355	273	235	210	230	215	292	1122	800	400	356
125-40/4	160	40	30	1750	400	397	314	271	250	230	220	297	1179	800	400	442
125-48/4	160	48	37	1750	400	445	334	271	250	230	220	315	1204	800	400	498
150-12.5/4	200	12.5	11	1750	350	314	261	217	180	230	215	272	1003	800	400	275
150-17/4	200	17	15	1750	350	314	261	217	180	230	215	272	1045	800	400	278
150-21/4	200	21	18.5	1750	350	355	273	217	180	230	215	272	1082	800	400	313
150-25/4	200	25	22	1750	350	355	273	238	208	230	215	269	1099	800	400	354
150-33/4	200	33	30	1750	400	397	314	238	208	230	215	269	1133	800	400	406
150-40/4	200	40	37	1750	450	445	334	267	248	230	230	288	1192	900	450	511
150-50/4	200	50	45	1750	450	445	334	267	248	230	230	288	1215	900	450	548
200-12.5/4	400	12.5	22	1750	350	355	273	278	219	360	270	415	1300	1100	500	432
200-16/4	300	16	18.5	1750	350	355	273	278	219	360	270	415	1262	1000	500	417
200-19/4	300	19	22	1750	350	355	273	278	219	360	270	415	1300	1100	500	434
200-20/4	400	20	30	1750	400	397	314	278	219	360	270	415	1337	1100	500	535
200-23/4	400	23	37	1750	450	445	334	303	252	360	270	445	1389	1100	550	602
200-24/4	300	24	30	1750	400	397	314	303	252	360	270	415	1337	1100	550	584
200-27/4	400	27	45	1750	450	445	334	303	252	360	270	445	1412	1100	550	673
200-31/4	300	31	37	1750	450	445	334	303	252	360	270	445	1389	1100	550	602
200-32/4	400	32	55	1750	550	484	367	303	252	360	270	445	1488	1100	550	788
200-36/4	300	36	45	1750	450	445	334	303	252	360	270	445	1412	1100	550	648
200-43/4	400	43	75	1750	550	547	407	315	269	360	270	457	1587	1100	550	978
200-47/4	300	47	55	1750	550	484	367	315	269	360	270	457	1500	1100	550	785
200-50/4	400	50	90	1750	550	547	407	315	269	360	270	457	1607	1100	550	975
200-53/4	300	53	75	1750	550	547	407	315	269	360	270	457	1587	1100	550	952
250-12.5/4	630	12.5	30	1750	400	397	314	316	243	390	300	465	1417	1100	550	588
250-14/4	630	14	37	1750	450	445	334	316	243	390	300	495	1469	1100	550	613
250-16/4	500	16	30	1750	400	397	314	316	243	390	300	465	1417	1100	550	596
250-17/4	630	17	45	1750	450	445	334	316	243	390	300	495	1492	1100	550	649
250-19/4	500	19	37	1750	450	445	334	316	243	390	300	495	1469	1100	550	611
250-20/4	630	20	55	1750	550	484	367	316	243	390	300	495	1568	1100	550	722
250-22/4	500	22	45	1750	450	445	334	316	243	390	300	495	1492	1100	550	682
250-26/4	630	26	75	1750	550	547	407	329	264	440	300	507	1667	1100	550	999
250-29/4	500	29	55	1750	550	484	367	329	264	440	300	507	1580	1100	550	773
250-32/4	630	32	90	1750	550	547	407	329	264	440	300	507	1687	1100	550	1033
250-36/4	500	36	75	1750	550	547	407	329	264	440	300	507	1667	1100	550	978
250-40/4	630	40	110	1750	660	645	535	347	292	440	305	525	1883	1200	600	1389
250-47/4	500	47	90	1750	550	547	407	347	292	440	305	485	1670	1200	600	1085
250-50-4	630	50	132	1750	660	645	535	347	292	440	305	525	1990	1200	600	1473
250-56/4	500	56	110	1750	660	645	535	347	292	440	305	525	1883	1200	600	1389
300-15/4	900	15	55	1750	550	484	367	345	250	440	285	647	1705	1200	600	907
300-20/4	900	20	75	1750	550	547	407	345	250	440	285	647	1792	1200	600	1075
300-25/4	900	25	90	1750	550	547	407	380	280	480	290	659	1829	1200	600	1230
300-30/4	900	30	110	1750	660	645	535	380	280	480	290	699	2024	1200	600	1570
300-35/4	900	35	132	1750	660	645	535	380	280	480	290	699	2149	1200	600	1650
300-44/4	900	44	160	1750	660	645	535	380	295	480	290	702	2150	1200	600	1679
300-55/4	900	55	200	1750	660	645	535	380	295	480	290	702	2150	1200	600	1731

NOTES

NOTES

QUADRA

MADE IN ITALY

www.quadra-italy.com

Dirty

Domestic

Civil

Industry

QSS

Pompa sommergibile per acque reflue
Submersible sewage pump
Bomba sumergible para aguas sucias
Pompe submersible pour eaux usées

60 Hz

Dirty

Domestic

Civil

Industry

QSS

Pompa sommergibile per acque reflue
Submersible sewage pump
Bomba sumergible para aguas sucias
Pompe submersible pour eaux usées

DESCRIZIONE/DESCRIPTION
DESCRIPCIONES/DESCRIPTION

Gamma completa con un'ampia serie di pompe sommergibili per acque reflue. Eccellenti caratteristiche idrauliche
Corpo pompa in robusta ghisa ad alto spessore EN-GJL-250
Cassa resistente alle abrasioni e di lunga durata
Motore ad alta efficienza IE3, con protezione IP55 classe F
Girante a due pale, non intasabile, di tipo chiuso ma con ampi canali di passaggio del fluido
Mandata completa di bulloni, dadi e guarnizioni

Complete range with a full series submersible sewage pumps
Better hydraulic characteristics
Pump case in heavy gauge robust cast iron EN-GJL-250
Casing resistant to abrasion and long-lasting
IE3 high efficient motor, with protection IP68 class F
Impeller in two vanes,non-clogging,close but big fluid channels
Discharge port with bolts,nuts and gastkets

Gamacompletaconunaseriecompletadebombas para aguas residuales
Mejores características hidráulicas
Caja de bomba en hierro fundido robusto de gran calibre EN-GJL-250
Carcasa resistente a la abrasión y duradera.
Motor de alta eficiencia IE3, con protección IP68 clase F
Impulsor en dos paletas, sin obstrucción, tipo de canales grande
Puerto de descarga con pernos, tuercas y empalmes

Gamme complète avec une série complète de pompes pour eaux usées
Meilleures caractéristiques hydrauliques
Carter de pompe en fonte robuste de fort calibre EN-GJL-250
Boîtier résistant à l'abrasion et durable
Moteur haute efficacité IE3, avec protection IP68 classe F
Roue à deux aubes, non obstruante, type à canaux étroits mais gros
Orifice de décharge avec boulons, écrous et joints

RANGE DI POTENZA E PRESTAZIONI
POWER AND PERFORMANCE RANGE
RANGO DE POTENCIA Y PRESTACIONES
PLAGE DE PUISSANCE ET DE PERFORMANCES

HP/KW	1÷422 / 0.75÷315
Q	5÷1500 m³/h
H	5÷110 m

LIMITI DI UTILIZZO/USING LIMITS
LÍMITES UTILIZACIÓN/UTILISATION LIMITES

Temperatura del liquido fino a +40 °C
Profondità di immersione massima: 10 m
Passaggio solidi: da 25 mm a 75 mm

Temperature of the liquid to +40 °C
10 m maximum immersion depth
Solids passage: from 25mm to 75mm

Temperatura del líquido a +40 ° C
10 m de profundidad de inmersión máxima
Paso de sólidos: de 25 mm a 75 mm

Température du liquide à +40 ° C
Profondeur d'immersion maximale de 10m
Passage des solides: de 25 mm à 75 mm

APPLICAZIONI/APPLICATIONS/APLICACIONES/APPLICATIONS

Scarico di acque reflue in fabbriche, centri commerciali, ospedali, alberghi, aree residenziali, parcheggi, fognature municipali, drenaggio dell'acqua piovana. Scarico di liquami da impianti di trattamento delle acque reflue e allevamenti di bestiame. Pompaggio di fango e acque grigie nei cantieri edili e nelle miniere. Pompaggio di serbatoi di acqua pulita per l'agricoltura e l'acquacoltura. Scarico di acque reflue da digestori di biogas. Approvvigionamento idrico e drenaggio in altre applicazioni.

Wastewater discharge in factories, shopping malls, hospitals, hotels, residential area, parking lot, municipal sewage, rainwater drainage. Sewage discharge from sewage treatment plants and livestock farms. Pumping of mud and grey water in construction sites and mines. Clear water tank pumping for agriculture and aquaculture. Wastewater discharge from biogas digesters. Water supply and drainage in other occasions.

Descarga de aguas residuales en fábricas, centros comerciales, hospitales, hoteles, Zona residencial, estacionamiento, alcantarillado municipal, drenaje de aguas pluviales. Descarga de aguas residuales de plantas de tratamiento de aguas residuales y granjas ganaderas. Bombeo de lodo y aguas grises en obras de construcción y minas Bombeo de tanques de agua limpia para agricultura y acuicultura. Descarga de aguas residuales de digestores de biogás. Abastecimiento y drenaje de agua en otras ocasiones.

Rejet des eaux usées dans les usines, centres commerciaux, hôpitaux, hôtels, zones résidentielles, parkings, eaux usées municipales, drainage des eaux pluviales. Rejet des eaux usées des stations d'épuration et des élevages. Pompage de boues et d'eaux grises sur chantiers et mines. Pompage de réservoirs d'eau claire pour l'agriculture et l'aquaculture. Rejet des eaux usées des digesteurs de biogaz. Approvisionnement en eau et drainage à d'autres occasions.

QSS = 11-45 kW
Four-pole

QSS = > 45 kW
Four-pole

Dirty

Domestic

Civil

Industry

QSS

Pompa sommergibile per acque reflue
Submersible sewage pump
Bomba sumergible para aguas sucias
Pompe submersible pour eaux usées

CODICE MODELLO/MODEL CODE
CÓDIGO MODELO/CODE MODÈLE

Esempio/For example/Por ejemplo/Par exemple

QSS 100 60 - 9 - 3 / 2

- **2**=Motore a 2 poli a 3500 rpm
  2 poles motor 3500 rpm
  Motor de 2 polos 3500 rpm
  Moteur 2 pôles 3500 rpm
  4=Motore a 4 poli a 1750 rpm
  4 poles motor 1750 rpm
  Motor de 4 polos 1750 rpm
  Moteur 4 pôles 1750 rpm
- **3**=Potenza nominale (kw)
  Rated power (kw)
  Potencia nominal (kw)
  Puissance nominale (kw)
- **9**=Prevalenza nominale (m)
  Nominal Head (m)
  Altura nominal (m)
  Tête nominale (m))
- **60**=Portata nominale (m³/h)
  Nominal flow(m³/h)
  Caudal nominal(m³ / h)
  Débit nominal (m³ / h)
- **100**=Diametro mandata (mm)
  Discharge size (mm)
  Tamaño de descarga (mm)
  Taille de décharge (mm)
- **QSS**=Pompa sommergibile per acque reflue
  Submersible sewage pump
  Bomba sumergible para aguas sucias
  Pompe submersible pour eaux usées

For example/Por ejemplo/Par exemple

QSS 50 15 - 15 - 1.5 / A

- **A**= New Model
- **1.5**=Potenza nominale (kw)
  Rated power (kw)
  Potencia nominal (kw)
  Puissance nominale (kw)
- **15**=Prevalenza nominale (m)
  Nominal Head (m)
  Altura nominal (m)
  Tête nominale (m))
- **15**=Portata nominale (m³/h)
  Nominal flow (m³/h)
  Caudal nominal (m³ / h)
  Débit nominal (m³ / h)
- **50**=Diametro del gomito di mandata corrispondente (mm)
  Matching outlet elbow diameter (mm)
  Diámetro del codo de salida correspondiente (mm)
  Diamètre du coude de sortie correspondant (mm)
- **QSS**= Pompa sommergibile per acque reflue
  Sewage submersible pump
  Bomba sumergible aguas residuales
  Pompe submersible pour eaux usées

QSS

DESCRIZIONE MATERIALE/MATERIAL DESCRIPTION/DESCRIPCIÓN DE MATERIAL/DESCRIPTION DU MATÉRIEL

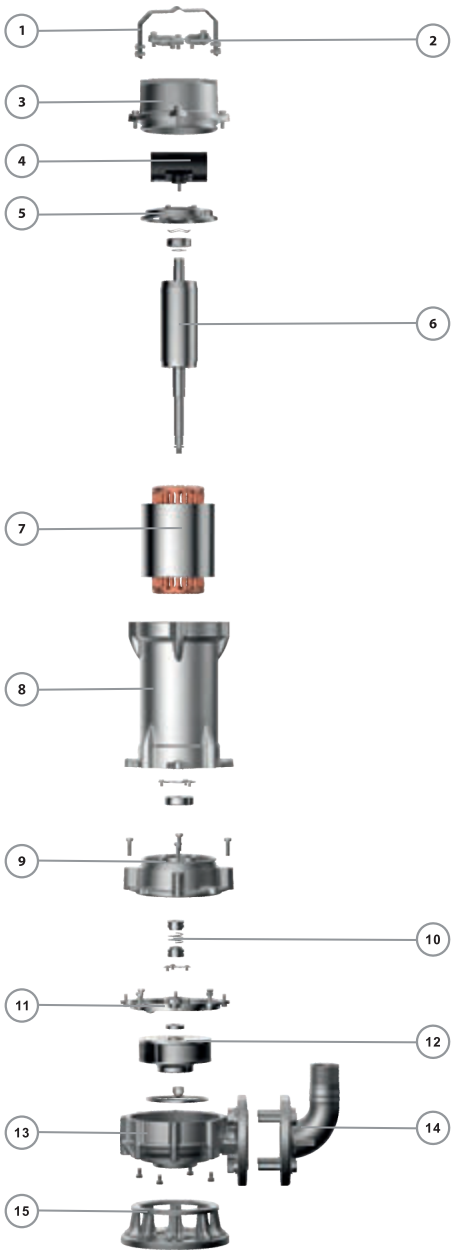

No.	Descrizione/Description Descripción/Description	Materiale/Material Material/Matériel
1	Maniglia Handle Mango Poignée	Q235
2	Piastra pressacavo Press plate of cable Placa de presión del cable Plaque de pression de câble	Ghisa Cast Iron Fundición Fonte
3	Copertura superiore Top cover Cubierta superior Couverture supérieure	Ghisa Cast Iron Fundición Fonte
4	Condensatore Electric capacity Capacidad eléctrica Couverture supérieure	Ceramica Ceramics Cerámicos Céramiques
5	Supporto del cuscinetto superiore Top bearing block Asiento superior del rodamiento Siège de roulement supérieur	Ghisa Cast Iron Fundición Fonte
6	Assieme del rotore Rotor assembly Componentes del rotor Composants du rotor	Saldatura in acciaio inossidabile Stainless Steel welding Soldadura de acero inoxidable Soudure en acier inoxidable
7	Assieme dello statore Stator assembly Componentes del estator Composants statoriques	Acciaio al silicio/rame Silicon Steel/Copper Acero al silicio/Cobre Acier au silicium/Cuivre
8	Camicia Barrel Barril Seau	Ghisa Cast Iron Fundición Fonte
9	Cilindro idraulico Hydrocylinder Hidrocilindro Hydrocylindre	Ghisa Cast Iron Fundición Fonte
10	Tenuta meccanica Mechanical Seal Cierre Mecánico Garniture mécanique	SiC-Grafite-AISI 304 SiC-Carbon-AISI 304 SiC-Grafito-AISI 304 SiC-Carbon-AISI 304
11	Testa del cilindro Cylinder head Cabeza del cilindro Culasse de cylindre	Ghisa Cast Iron Fundición Fonte
12	Tenuta a scheletro Skeleton oil seal Sello de aceite esqueleto Garniture d'huile squelette	AISI 304
13	Corpo pompa Pump body Cuerpo de la bompa Corps de pompe	Ghisa Cast Iron Fundición Fonte
14	Gomito mandata Outlet elbow Codo de salida Coude de sortie	Ghisa Cast Iron Fundición Fonte
15	Basamento Base Base La base	Ghisa Cast Iron Fundición Fonte

QSS 40

DATI TECNICI/TECHNICAL DATA/DATOS TÉCNICOS/DONNÉES TECHNIQUES 60 Hz n=3500 rpm

MODELLO/MODEL MODELO/MODÈLE QSS	Phases 1-ph	Phases 3-ph	DN mm	Q=Portata Delivery Caudal Débit m^3/h	H=Prevalenza Head/Altura Hauteur m	Potenza Power Potencia Puissance kw	RPM
40 6-16-0.75A	•	•	40	6	16	0.75	3500

QSS 40

CURVA DI PRESTAZIONE/PERFORMANCE CURVE/CURVA DE RENDIMIENTO/COURBE DE PERFORMANCE

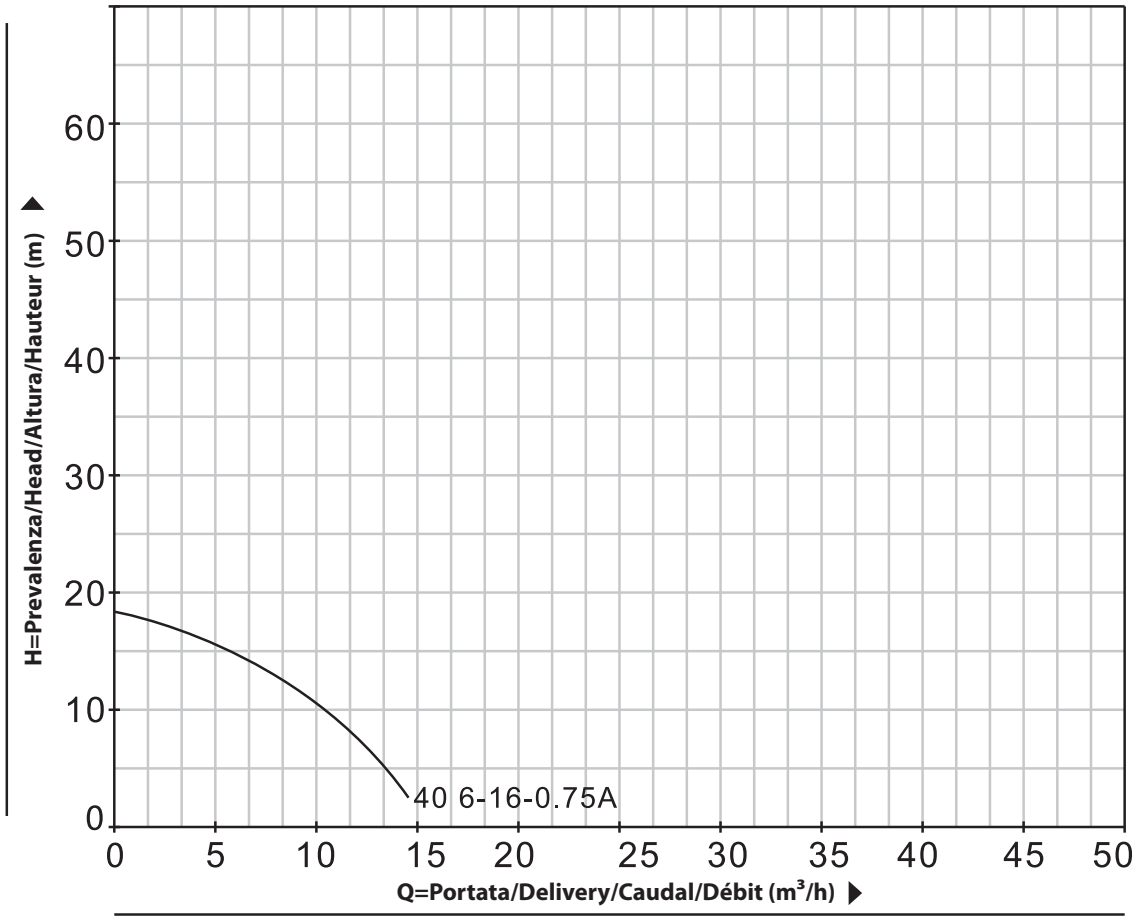

QSS 50

DATI TECNICI/TECHNICAL DATA/DATOS TÉCNICOS/DONNÉES TECHNIQUES 60 Hz n=3500 rpm

MODELLO/MODEL MODELO/MODÈLE QSS	Phases 1-ph	Phases 3-ph	DN mm	Q=Portata Delivery Caudal Débit m^3/h	H=Prevalenza Head/Altura Hauteur m	Potenza Power Potencia Puissance kw	RPM
50 10-10-0.75A	•	•	50	10	10	0.75	3500
50 8-16-1.1A	•	•	50	8	16	1.1	3500
50 8-20-1.5A	•	•	50	8	20	1.5	3500
50 15-15-1.5A	•	•	50	15	15	1.5	3500
50 9-22-2.2A	•	•	50	9	22	2.2	3500
50 15-20-2.2A	•	•	50	15	20	2.2	3500
50 15-30-3A	-	•	50	15	30	3	3500
50 15-35-4A	-	•	50	15	35	4	3500
50 15-40-5.5A	-	•	50	15	40	5.5	3500
50 20-45-7.5A	-	•	50	20	45	7.5	3500

QSS 50

CURVA DI PRESTAZIONE/PERFORMANCE CURVE/CURVA DE RENDIMIENTO/COURBE DE PERFORMANCE

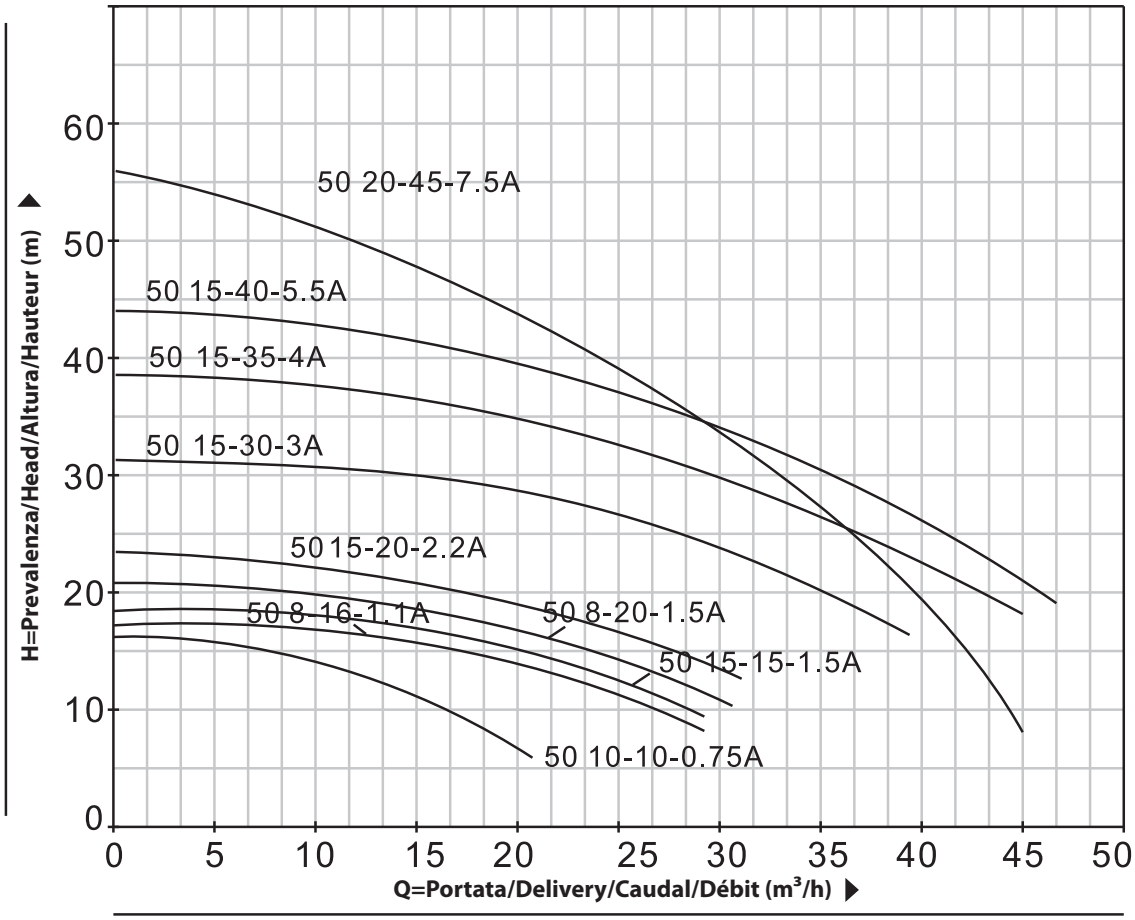

QSS 65

DATI TECNICI/TECHNICAL DATA/DATOS TÉCNICOS/DONNÉES TECHNIQUES 60 Hz n=3500 rpm

MODELLO/MODEL MODELO/MODÈLE QSS	Phases 1-ph	Phases 3-ph	DN mm	Q=Portata Delivery Caudal Débit m^3/h	H=Prevalenza Head/Altura Hauteur m	Potenza Power Potencia Puissance kw	RPM
65 15-10-1.1A	•	•	65	15	10	1.1	3500
65 25-10-1.5A	•	•	65	25	10	1.5	3500
65 25-17-2.2A	•	•	65	25	17	2.2	3500
65 25-22-3A	–	•	65	25	22	3	3500
65 25-28-4A	–	•	65	25	28	4	3500
65 30-30-5.5A	–	•	65	30	30	5.5	3500
65 30-35-7.5A	–	•	65	30	35	7.5	3500

QSS 65

CURVA DI PRESTAZIONE/PERFORMANCE CURVE/CURVA DE RENDIMIENTO/COURBE DE PERFORMANCE

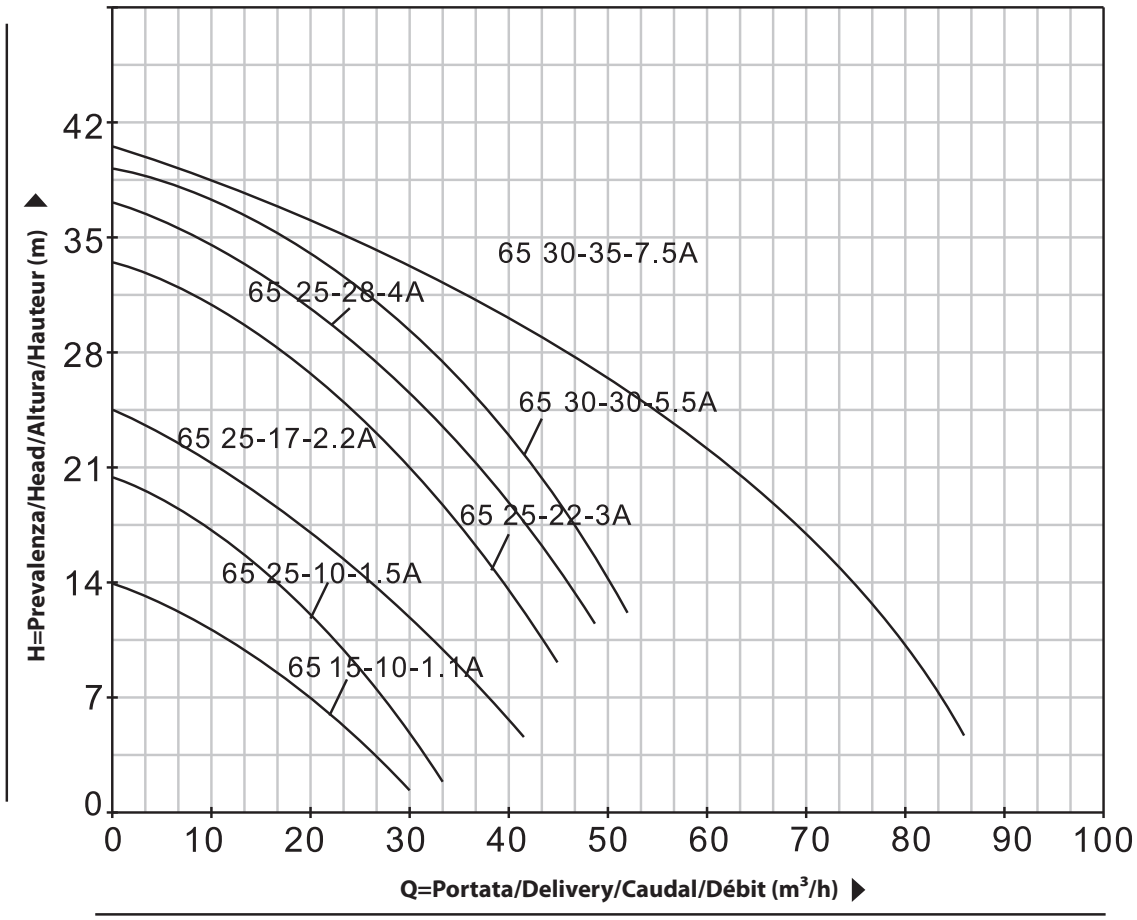

QSS 65

DATI TECNICI/TECHNICAL DATA/DATOS TÉCNICOS/DONNÉES TECHNIQUES 60 Hz n=3500 rpm

MODELLO/MODEL MODELO/MODÈLE QSS	Phases 1-ph	Phases 3-ph	DN mm	Q=Portata Delivery Caudal Débit m^3/h	H=Prevalenza Head/Altura Hauteur m	Potenza Power Potencia Puissance kw	RPM
65 25-45-11A	-	•	65	25	45	11	3500
65 25-60-15A	-	•	65	25	60	15	3500

QSS 65

CURVA DI PRESTAZIONE/PERFORMANCE CURVE/CURVA DE RENDIMIENTO/COURBE DE PERFORMANCE

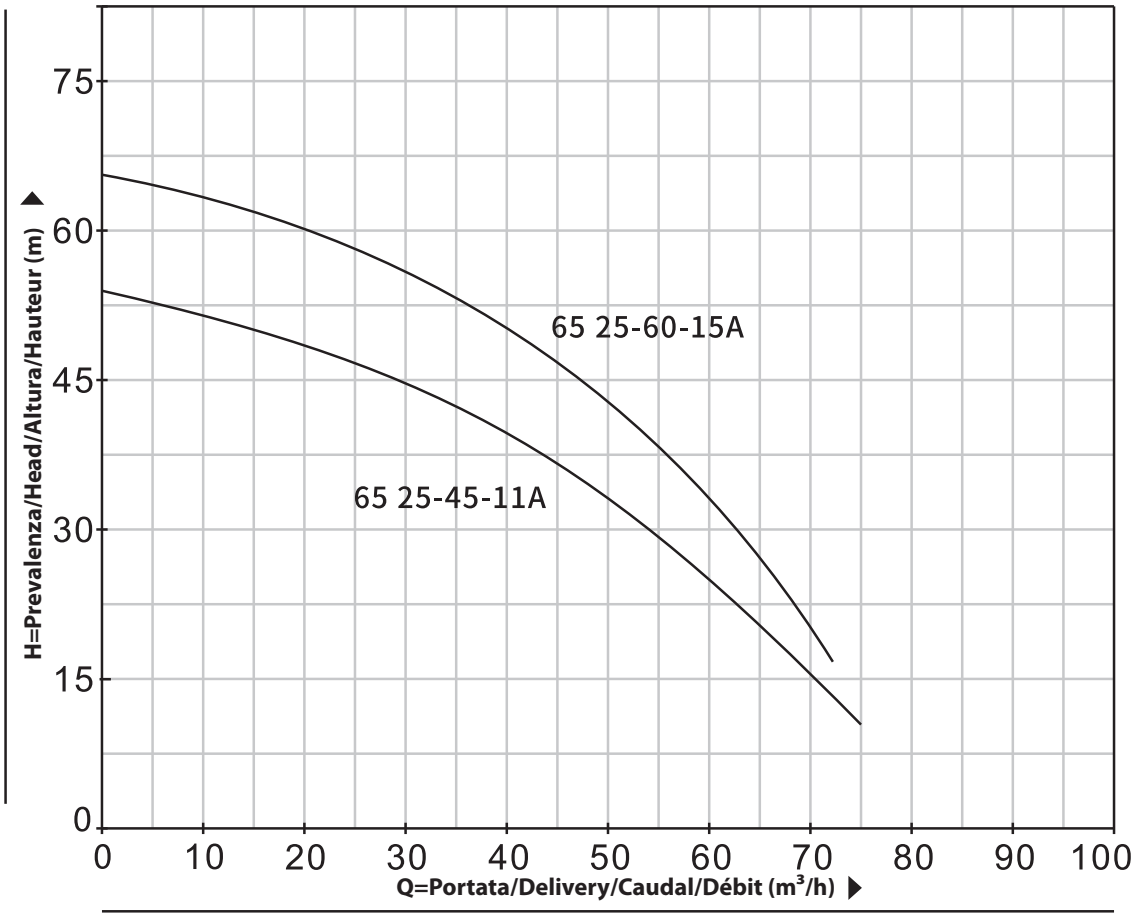

QSS 80

DATI TECNICI/TECHNICAL DATA/DATOS TÉCNICOS/DONNÉES TECHNIQUES 60 Hz n=3500 rpm

MODELLO/MODEL MODELO/MODÈLE QSS	Phases 1-ph	Phases 3-ph	DN mm	Q=Portata Delivery Caudal Débit m^3/h	H=Prevalenza Head/Altura Hauteur m	Potenza Power Potencia Puissance kw	RPM
80 45-9-2.2A	•	•	80	45	9	2.2	3500
80 43-13-3A	-	•	80	43	13	3	3500
80 40-18-4A	-	•	80	40	18	4	3500
80 30-30-5.5A	-	•	80	30	30	5.5	3500
80 30-36-7.5A	-	•	80	30	36	7.5	3500

QSS 80

CURVA DI PRESTAZIONE/PERFORMANCE CURVE/CURVA DE RENDIMIENTO/COURBE DE PERFORMANCE

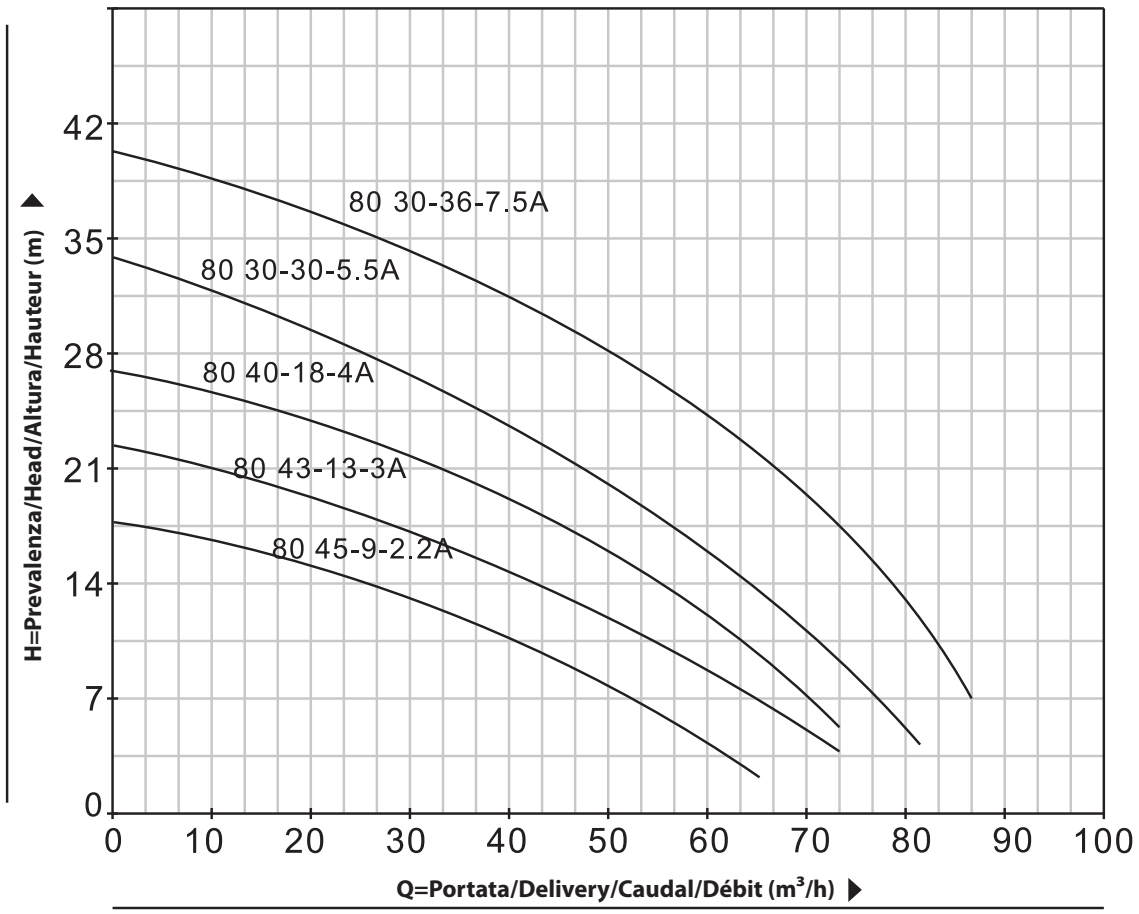

QSS 80

DATI TECNICI/TECHNICAL DATA/DATOS TÉCNICOS/DONNÉES TECHNIQUES 60 Hz n=3500 rpm

MODELLO/MODEL MODELO/MODÈLE QSS	Phases 1-ph	Phases 3-ph	DN mm	Q=Portata Delivery Caudal Débit m^3/h	H=Prevalenza Head/Altura Hauteur m	Potenza Power Potencia Puissance kw	RPM
80 45-40-11A	-	•	80	45	40	11	3500
80 40-50-15A	-	•	80	40	50	15	3500
80 60-45-18.5A	-	•	80	60	45	18.5	3500
80 60-50-22A	-	•	80	60	50	22	3500

QSS 80

CURVA DI PRESTAZIONE/PERFORMANCE CURVE/CURVA DE RENDIMIENTO/COURBE DE PERFORMANCE

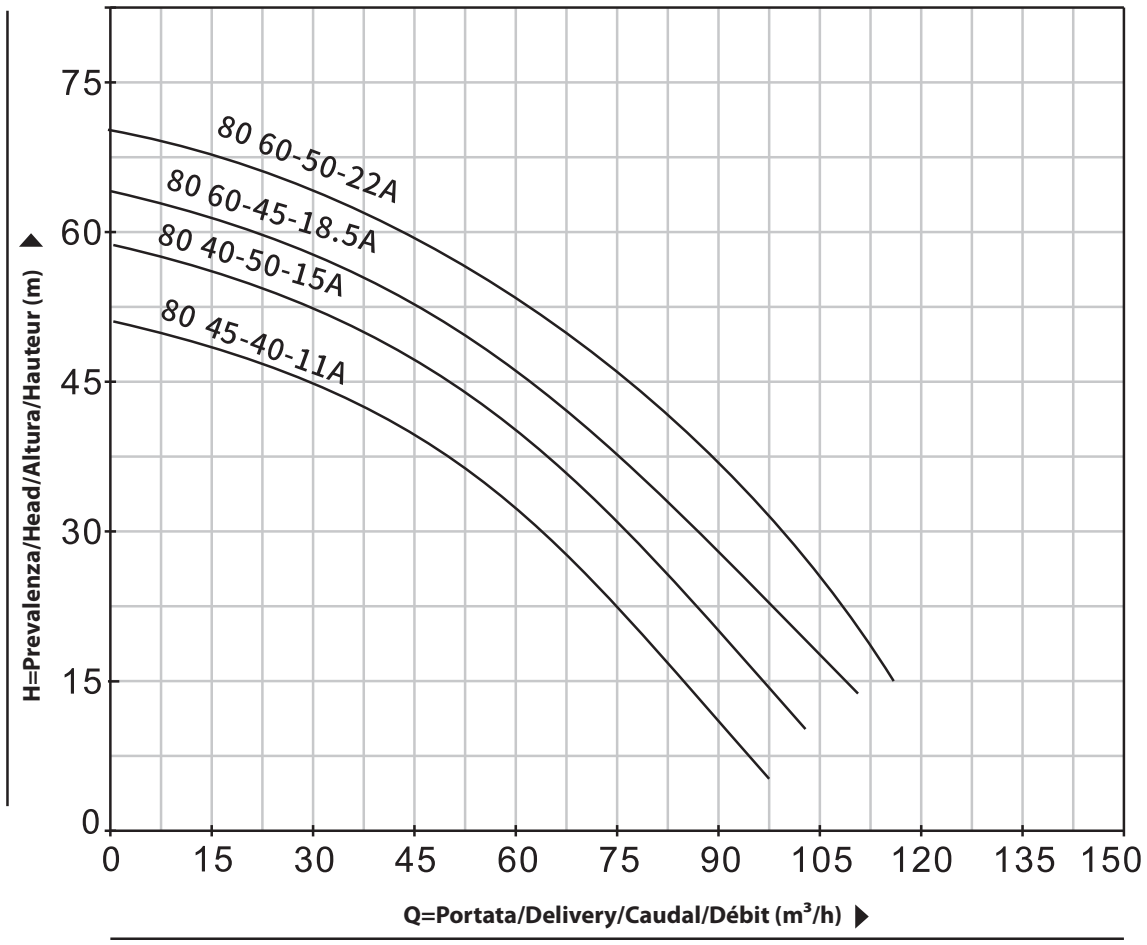

QSS 100

DATI TECNICI/TECHNICAL DATA/DATOS TÉCNICOS/DONNÉES TECHNIQUES 60 Hz n=3500 rpm

MODELLO/MODEL MODELO/MODÈLE QSS	Phases 1-ph	Phases 3-ph	DN mm	Q=Portata Delivery Caudal Débit m^3/h	H=Prevalenza Head/Altura Hauteur m	Potenza Power Potencia Puissance kw	RPM
100 60-9-3A	-	•	100	60	9	3	3500
100 60-13-4A	-	•	100	60	13	4	3500
100 65-15-5.5A	-	•	100	65	15	5.5	3500
100 65-22-7.5A	-	•	100	65	22	7.5	3500

QSS 100

CURVA DI PRESTAZIONE/PERFORMANCE CURVE/CURVA DE RENDIMIENTO/COURBE DE PERFORMANCE

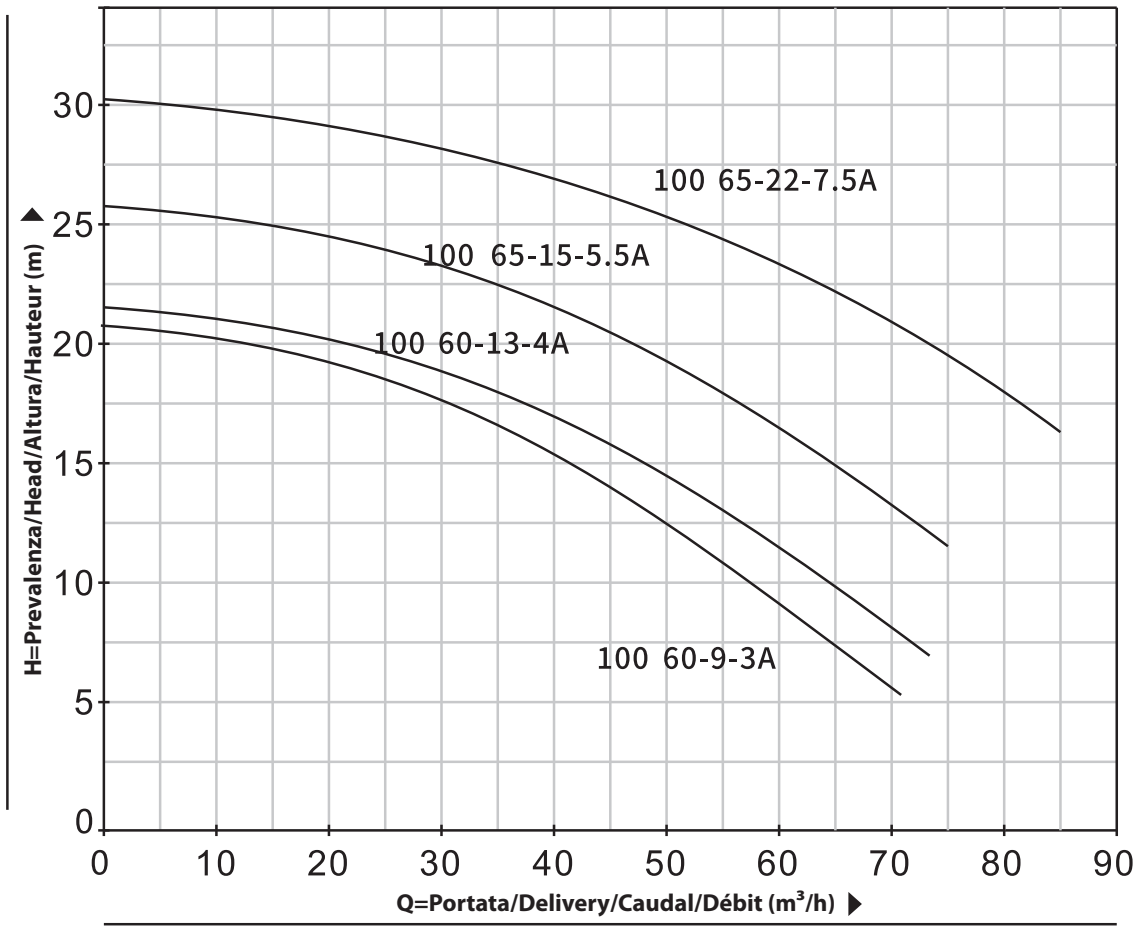

QSS 100

DATI TECNICI/TECHNICAL DATA/DATOS TÉCNICOS/DONNÉES TECHNIQUES 60 Hz n=3500 rpm

MODELLO/MODEL MODELO/MODÈLE QSS	Phases 1-ph	Phases 3-ph	DN mm	Q=Portata Delivery Caudal Débit m^3/h	H=Prevalenza Head/Altura Hauteur m	Potenza Power Potencia Puissance kw	RPM
100 100-25-11A	-	•	100	25	25	11	3500
100 100-30-15A	-	•	100	30	30	15	3500
100 100-35-18.5A	-	•	100	35	35	18.5	3500
100 100-40-22A	-	•	100	40	40	22	3500

QSS 100

CURVA DI PRESTAZIONE/PERFORMANCE CURVE/CURVA DE RENDIMIENTO/COURBE DE PERFORMANCE

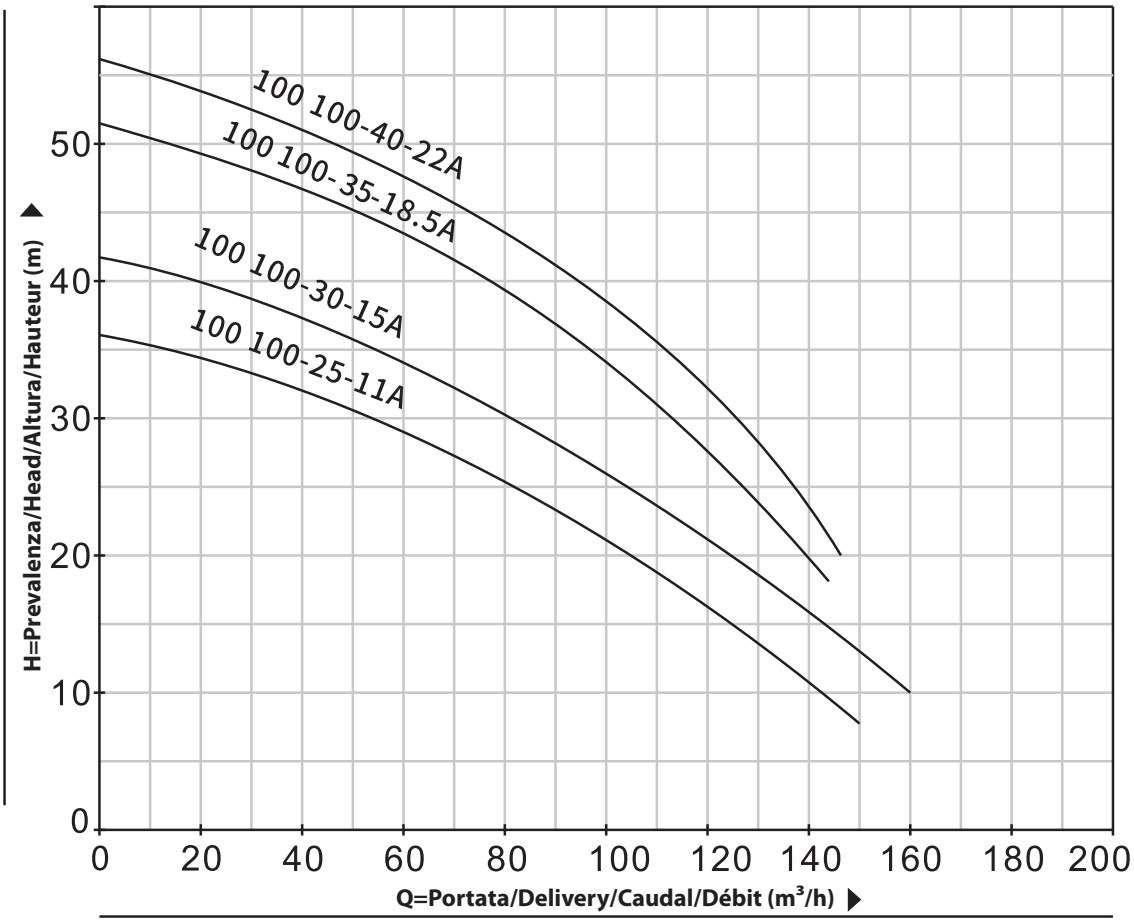

QSS 100

DATI TECNICI/TECHNICAL DATA/DATOS TÉCNICOS/DONNÉES TECHNIQUES 60 Hz n=1750 rpm

MODELLO/MODEL MODELO/MODÈLE QSS	Phases 1-ph	Phases 3-ph	DN mm	Q=Portata Delivery Caudal Débit m^3/h	H=Prevalenza Head/Altura Hauteur m	Potenza Power Potencia Puissance kw	RPM
100 110-10-5.5/4	-	•	100	110	10	5.5	1750
100 100-15-7.5/4	-	•	100	100	15	7.5	1750
100 100-25-11/4	-	•	100	100	25	11	1750
100 100-30-15/4	-	•	100	100	30	15	1750
100 100-35-18.5/4	-	•	100	100	35	18.5	1750
100 100-40-22/4	-	•	100	100	40	22	1750
100 120-45-30/4	-	•	100	120	45	30	1750
100 120-50-37/4	-	•	100	120	50	37	1750
100 100-57-45/4	-	•	100	100	57	45	1750
100 100-65-55/4	-	•	100	100	65	55	1750
100 120-75-75/4	-	•	100	120	75	75	1750
100 120-85-90/4	-	•	100	120	85	90	1750
100 100-100-110/4	-	•	100	100	100	110	1750

QSS 100

CURVA DI PRESTAZIONE/PERFORMANCE CURVE/CURVA DE RENDIMIENTO/COURBE DE PERFORMANCE

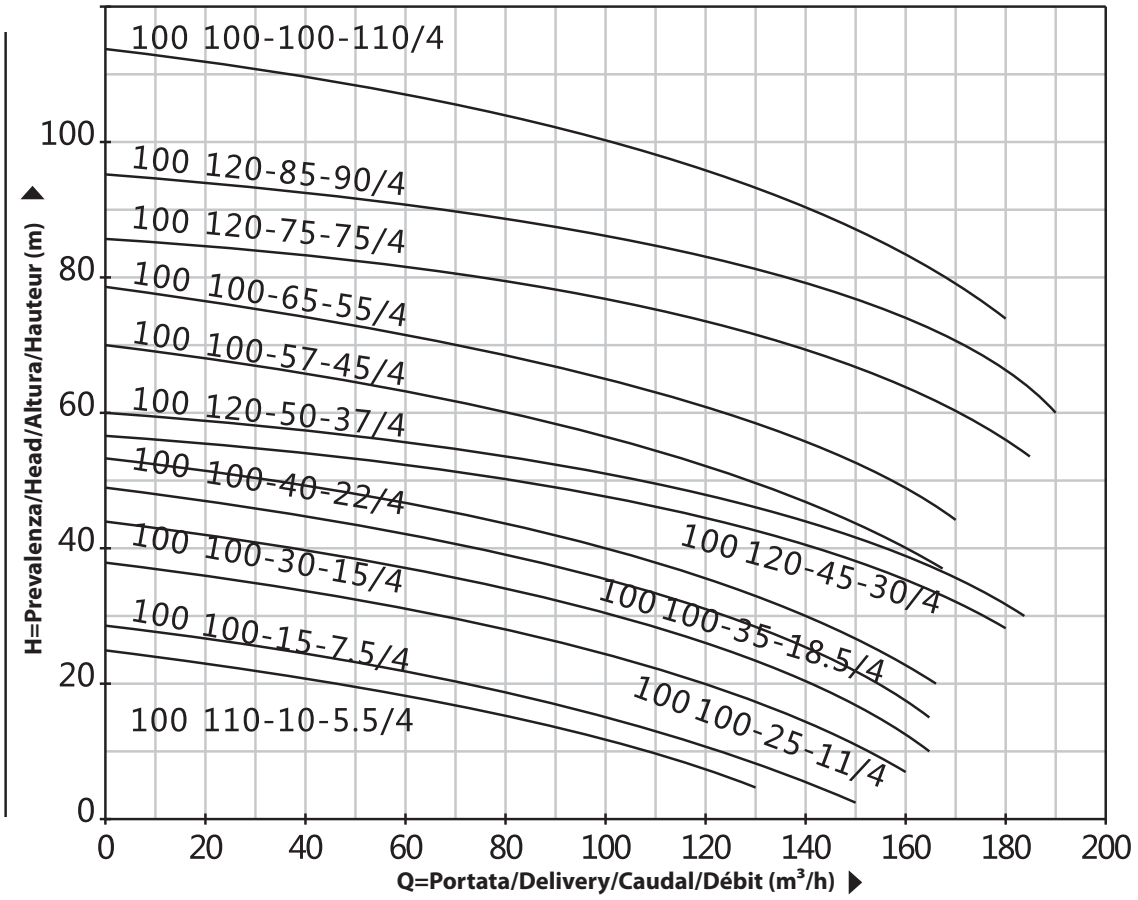

QSS 150

DATI TECNICI/TECHNICAL DATA/DATOS TÉCNICOS/DONNÉES TECHNIQUES 60 Hz n=3500 rpm

MODELLO/MODEL MODELO/MODÈLE QSS	Phases 1-ph	Phases 3-ph	DN mm	Q=Portata Delivery Caudal Débit m^3/h	H=Prevalenza Head/Altura Hauteur m	Potenza Power Potencia Puissance kw	RPM
150 100-7-5.5A	-	•	150	100	7	5.5	3500
150 100-10-7.5A	-	•	150	100	10	7.5	3500

QSS 150

CURVA DI PRESTAZIONE/PERFORMANCE CURVE/CURVA DE RENDIMIENTO/COURBE DE PERFORMANCE

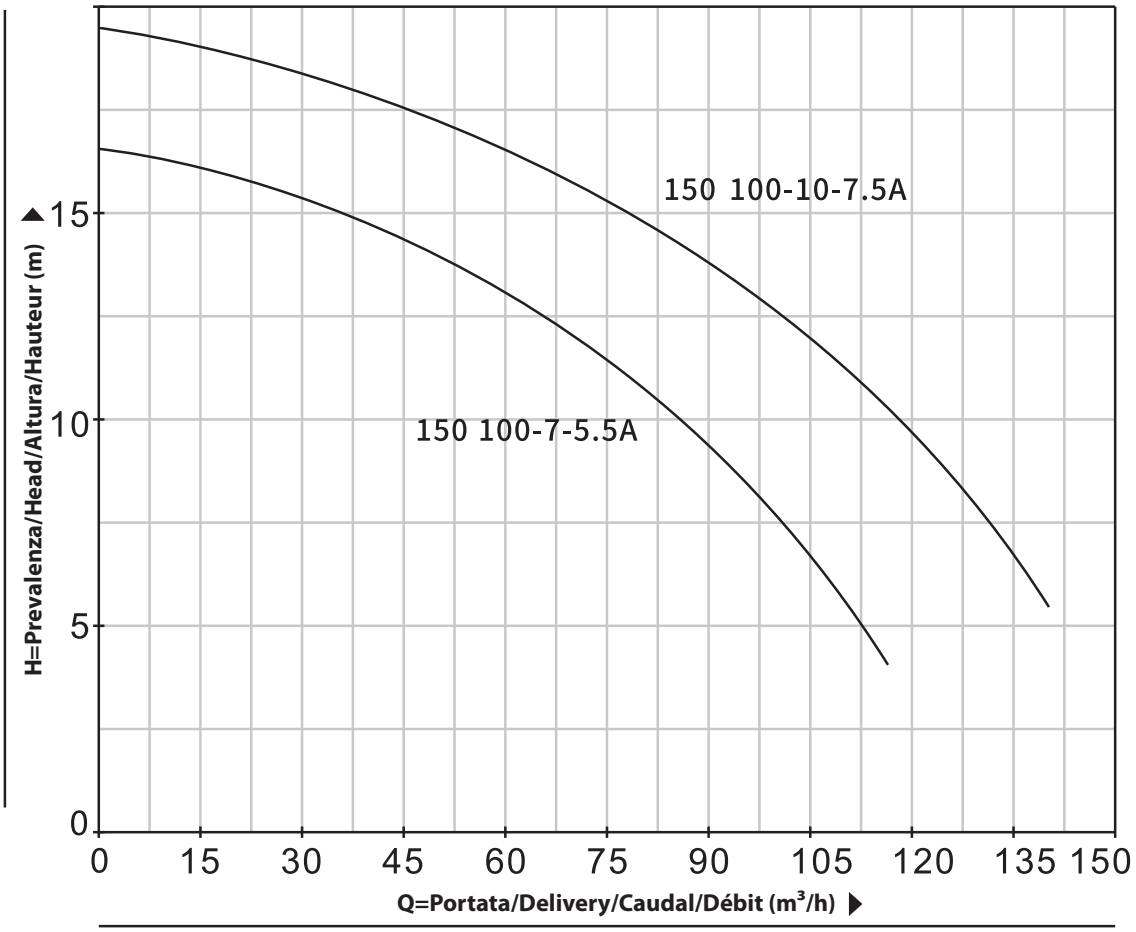

QSS 150

DATI TECNICI/TECHNICAL DATA/DATOS TÉCNICOS/DONNÉES TECHNIQUES 60 Hz n=3500 rpm

MODELLO/MODEL MODELO/MODÈLE QSS	Phases 1-ph	Phases 3-ph	DN mm	Q=Portata Delivery Caudal Débit m^3/h	H=Prevalenza Head/Altura Hauteur m	Potenza Power Potencia Puissance kw	RPM
150 150-15-11A	-	•	150	15	15	11	3500
150 150-20-15A	-	•	150	20	20	15	3500
150 130-25-18.5A	-	•	150	25	25	18.5	3500
150 130-30-22A	-	•	150	30	30	22	3500

QSS 150

CURVA DI PRESTAZIONE/PERFORMANCE CURVE/CURVA DE RENDIMIENTO/COURBE DE PERFORMANCE

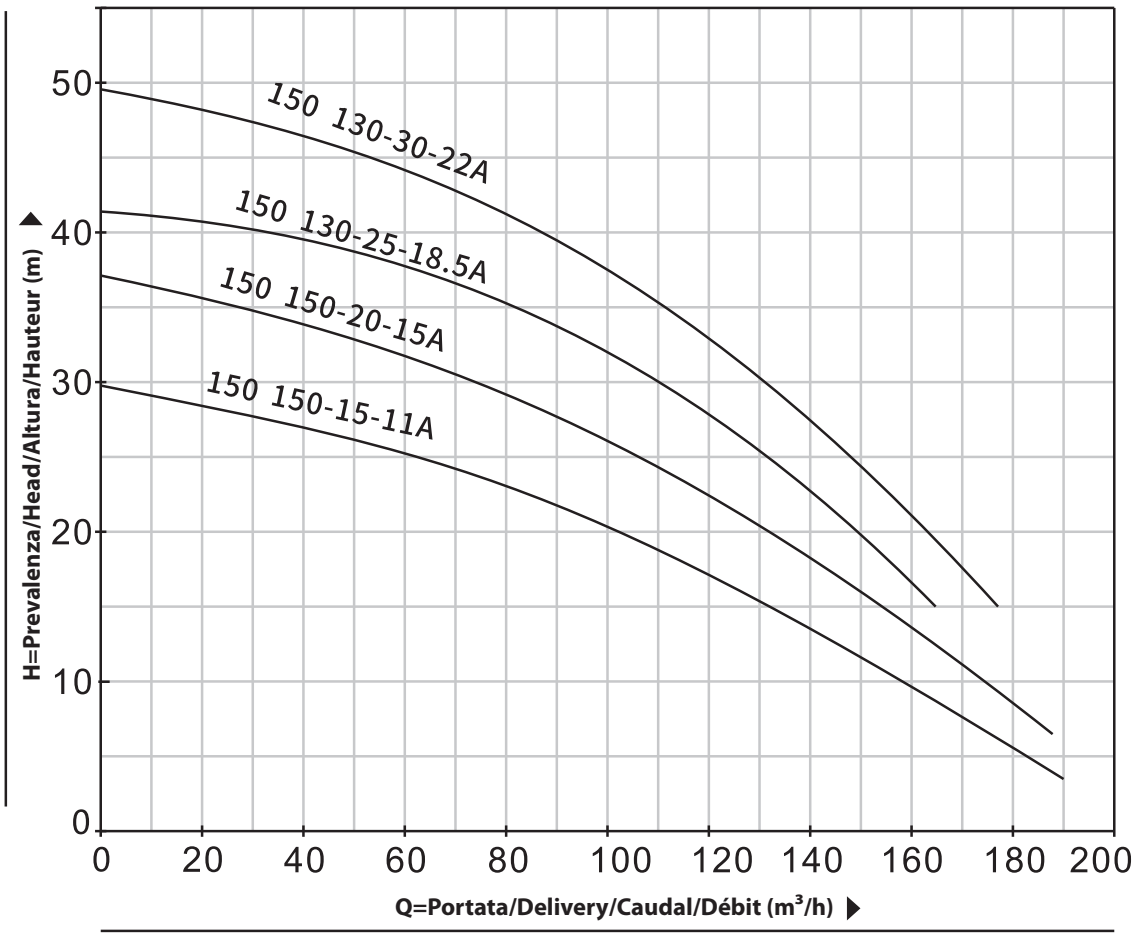

QSS 150

DATI TECNICI/TECHNICAL DATA/DATOS TÉCNICOS/DONNÉES TECHNIQUES 60 Hz n=1750 rpm

MODELLO/MODEL MODELO/MODÈLE QSS	Phases 1-ph	Phases 3-ph	DN mm	Q=Portata Delivery Caudal Débit m^3/h	H=Prevalenza Head/Altura Hauteur m	Potenza Power Potencia Puissance kw	RPM
150 150-7-5.5/4	-	•	150	150	7	5.5	1750
150 145-9-7.5/4	-	•	150	145	9	7.5	1750
150 180-11-11/4	-	•	150	180	11	11	1750
150 200-15-15/4	-	•	150	200	15	15	1750
150 180-20-18.5/4	-	•	150	180	20	18.5	1750
150 200-22-22/4	-	•	150	200	22	22	1750
150 200-35-37/4	-	•	150	200	35	37	1750

QSS 150

CURVA DI PRESTAZIONE/PERFORMANCE CURVE/CURVA DE RENDIMIENTO/COURBE DE PERFORMANCE

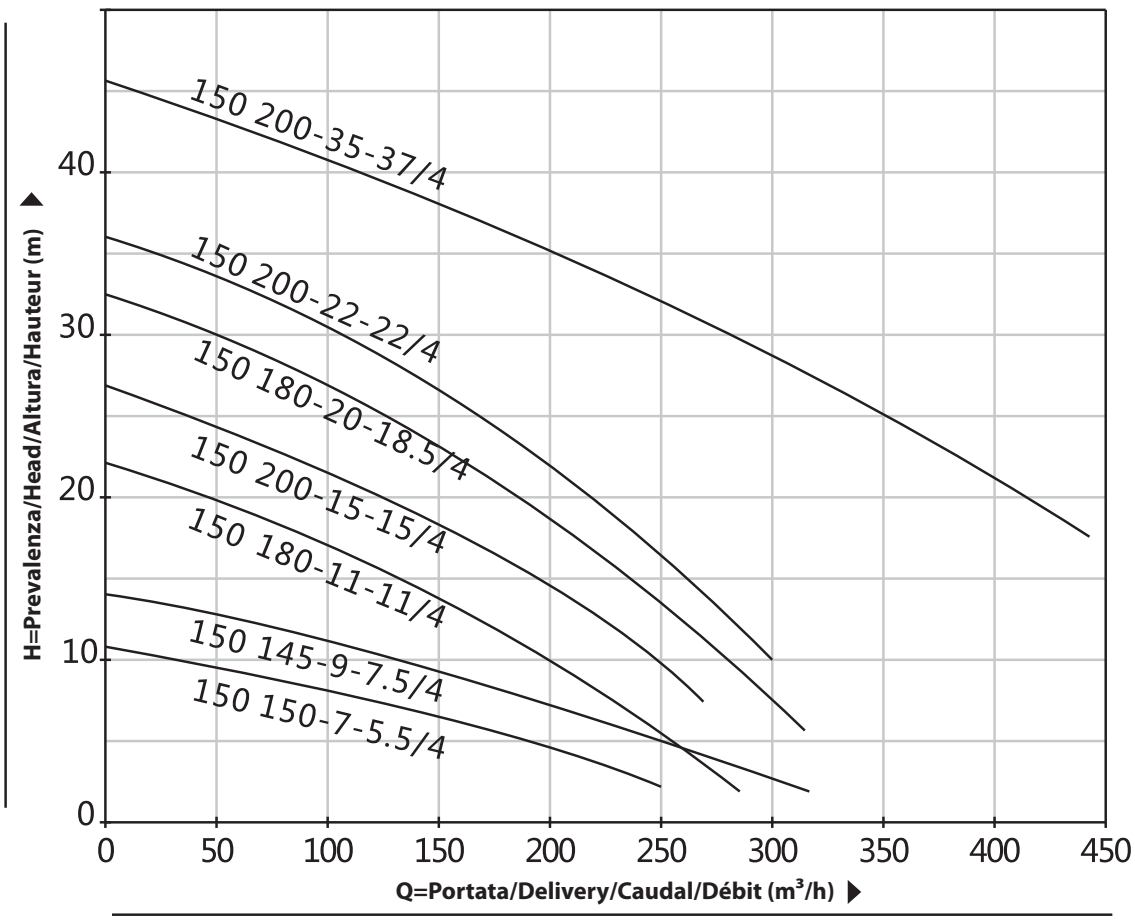

QSS 150

DATI TECNICI/TECHNICAL DATA/DATOS TÉCNICOS/DONNÉES TECHNIQUES 60 Hz n=1750 rpm

MODELLO/MODEL MODELO/MODÈLE QSS	Phases 1-ph	Phases 3-ph	DN mm	Q=Portata Delivery Caudal Débit m^3/h	H=Prevalenza Head/Altura Hauteur m	Potenza Power Potencia Puissance kw	RPM
150 180-30-30/4	-	•	150	180	30	30	1750
150 200-40-45/4	-	•	150	200	40	45	1750
150 180-50-55/4	-	•	150	180	50	55	1750
150 200-60-75/4	-	•	150	200	60	75	1750
150 200-70-90/4	-	•	150	200	70	90	1750
150 180-80-110/4	-	•	150	180	80	110	1750
150 200-90-132/4	-	•	150	200	90	132	1750
150 220-100-160/4	-	•	150	220	100	160	1750
150 200-110-185/4	-	•	150	200	110	185	1750

QSS 150

CURVA DI PRESTAZIONE/PERFORMANCE CURVE/CURVA DE RENDIMIENTO/COURBE DE PERFORMANCE

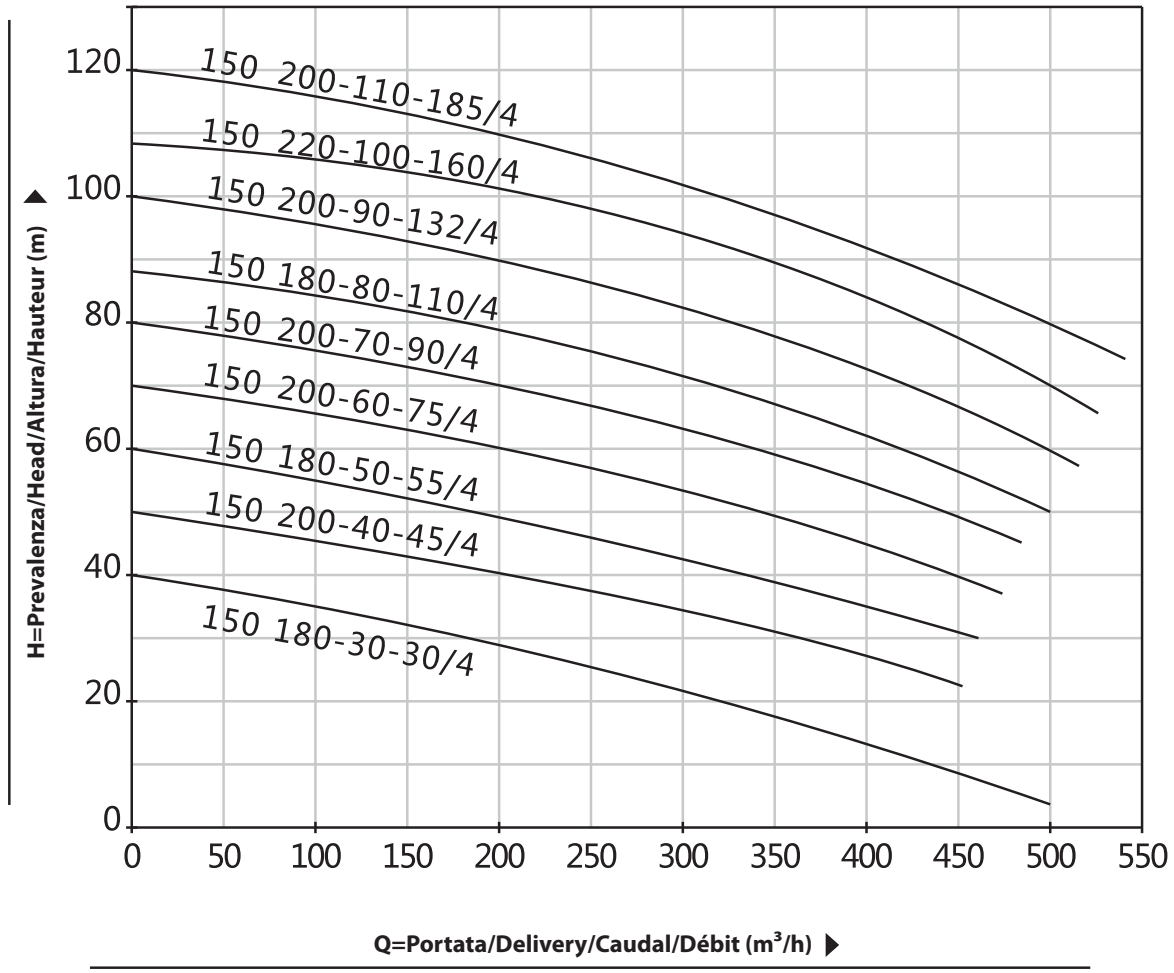

QSS 200

DATI TECNICI/TECHNICAL DATA/DATOS TÉCNICOS/DONNÉES TECHNIQUES 60 Hz n=3500 rpm

MODELLO/MODEL MODELO/MODÈLE QSS	Phases 1-ph	Phases 3-ph	DN mm	Q=Portata Delivery Caudal Débit m^3/h	H=Prevalenza Head/Altura Hauteur m	Potenza Power Potencia Puissance kw	RPM
200 210-7-11A	-	•	200	210	7	11	3500
200 220-12-15A	-	•	200	220	12	15	3500
200 200-15-18.5A	-	•	200	200	15	18.5	3500
200 200-20-22A	-	•	200	200	20	22	3500

QSS 200

CURVA DI PRESTAZIONE/PERFORMANCE CURVE/CURVA DE RENDIMIENTO/COURBE DE PERFORMANCE

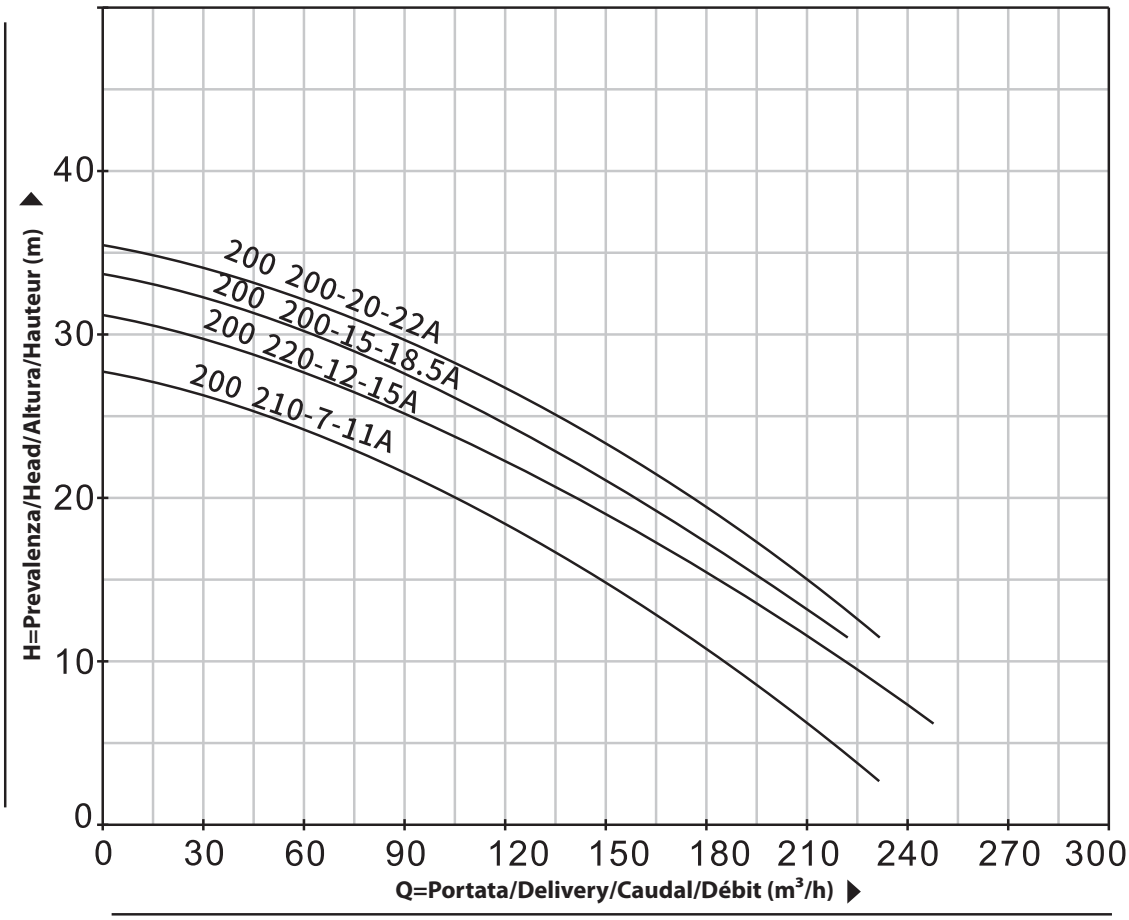

QSS 200

DATI TECNICI/TECHNICAL DATA/DATOS TÉCNICOS/DONNÉES TECHNIQUES 60 Hz n=1750 rpm

MODELLO/MODEL MODELO/MODÈLE QSS	Phases 1-ph	Phases 3-ph	DN mm	Q=Portata Delivery Caudal Débit m^3/h	H=Prevalenza Head/Altura Hauteur m	Potenza Power Potencia Puissance kw	RPM
200 250-6-7.5/4	-	•	200	250	6	7.5	1750
200 300-7-11/4	-	•	200	300	7	11	1750
200 250-11-15/4	-	•	200	250	11	15	1750
200 250-15-18.5/4	-	•	200	250	15	18.5	1750
200 350-10-18.5/4	-	•	200	350	10	18.5	1750
200 300-16-22/4	-	•	200	300	16	22	1750
200 400-10-22/4	-	•	200	400	10	22	1750
200 250-22-30/4	-	•	200	250	22	30	1750

QSS 200

CURVA DI PRESTAZIONE/PERFORMANCE CURVE/CURVA DE RENDIMIENTO/COURBE DE PERFORMANCE

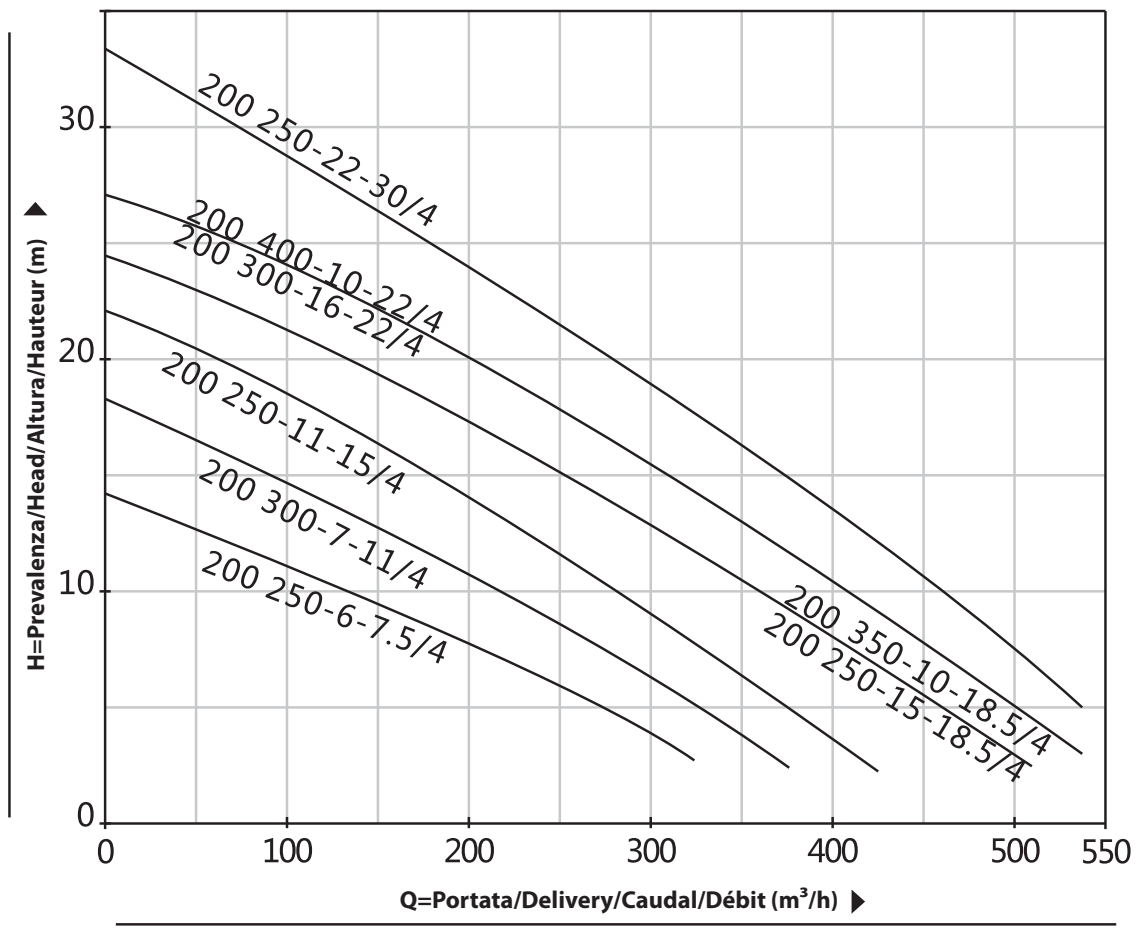

QSS 200

DATI TECNICI/TECHNICAL DATA/DATOS TÉCNICOS/DONNÉES TECHNIQUES 60 Hz n=1750 rpm

MODELLO/MODEL MODELO/MODÈLE QSS	Phases 1-ph	Phases 3-ph	DN mm	Q=Portata Delivery Caudal Débit m^3/h	H=Prevalenza Head/Altura Hauteur m	Potenza Power Potencia Puissance kw	RPM
200 300-28-37/4	-	•	200	300	28	37	1750
200 350-25-37/4	-	•	200	350	25	37	1750
200 300-32-45/4	-	•	200	300	32	45	1750
200 400-25-45/4	-	•	200	400	25	45	1750
200 300-40-55/4	-	•	200	300	40	55	1750
200 400-30-55/4	-	•	200	400	30	55	1750
200 350-45-75/4	-	•	200	350	45	75	1750
200 300-60-90/4	-	•	200	300	60	90	1750
200 400-50-90/4	-	•	200	400	50	90	1750
200 300-65-110/4	-	•	200	300	65	110	1750
200 400-75-132/4	-	•	200	400	75	132	1750
200 400-85-160/4	-	•	200	400	85	160	1750
200 400-90-185/4	-	•	200	400	90	185	1750

QSS 200

CURVA DI PRESTAZIONE/PERFORMANCE CURVE/CURVA DE RENDIMIENTO/COURBE DE PERFORMANCE

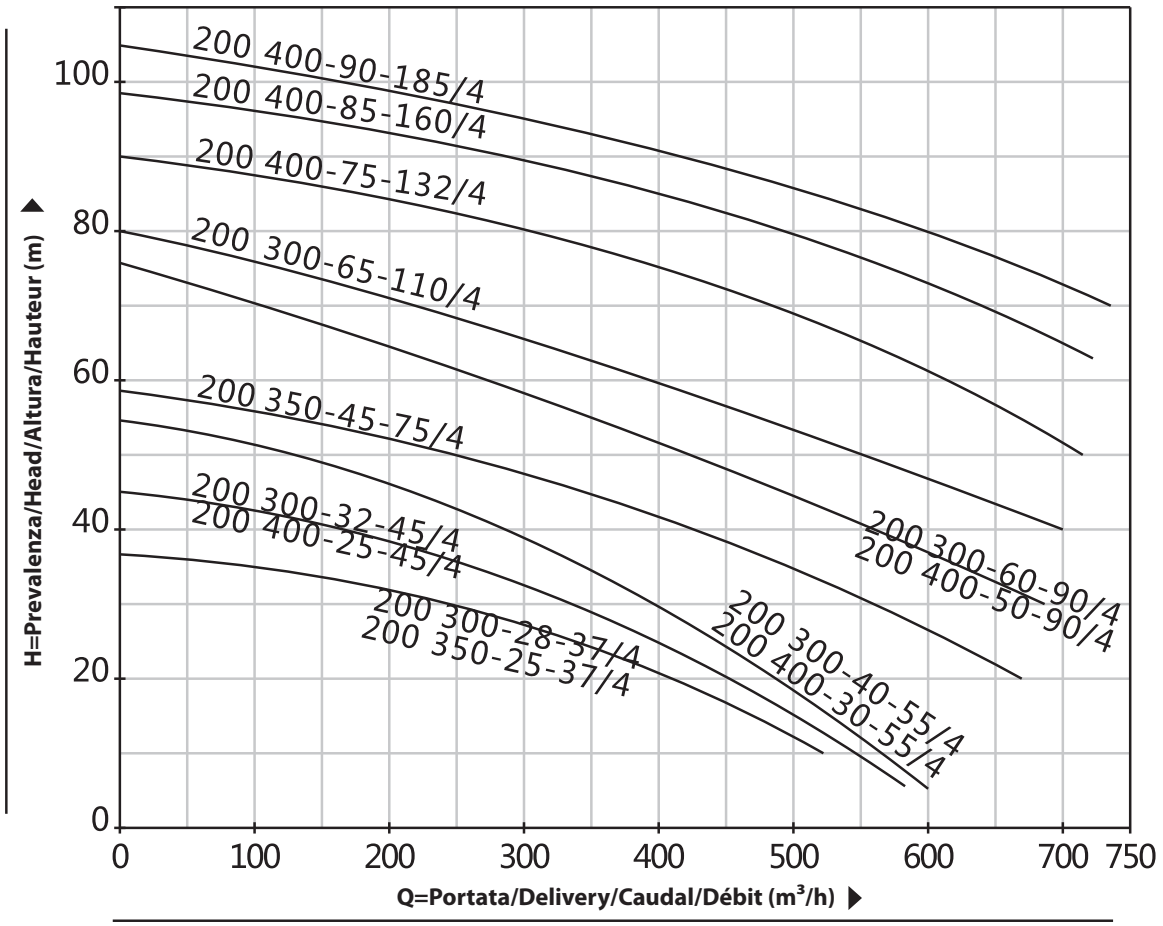

QSS 250

DATI TECNICI/TECHNICAL DATA/DATOS TÉCNICOS/DONNÉES TECHNIQUES 60 Hz n=1750 rpm

MODELLO/MODEL MODELO/MODÈLE QSS	Phases 1-ph	Phases 3-ph	DN mm	Q=Portata Delivery Caudal Débit m^3/h	H=Prevalenza Head/Altura Hauteur m	Potenza Power Potencia Puissance kw	RPM
250 400-5-11/4	-	•	250	400	5	11	1750
250 500-5-15/4	-	•	250	500	5	15	1750
250 500-7-18.5/4	-	•	250	500	7	18.5	1750
250 500-9-22/4	-	•	250	500	9	22	1750
250 500-12-30/4	-	•	250	500	12	30	1750
250 600-9-30/4	-	•	250	600	9	30	1750
250 600-12-37/4	-	•	250	600	12	37	1750

QSS 250

CURVA DI PRESTAZIONE/PERFORMANCE CURVE/CURVA DE RENDIMIENTO/COURBE DE PERFORMANCE

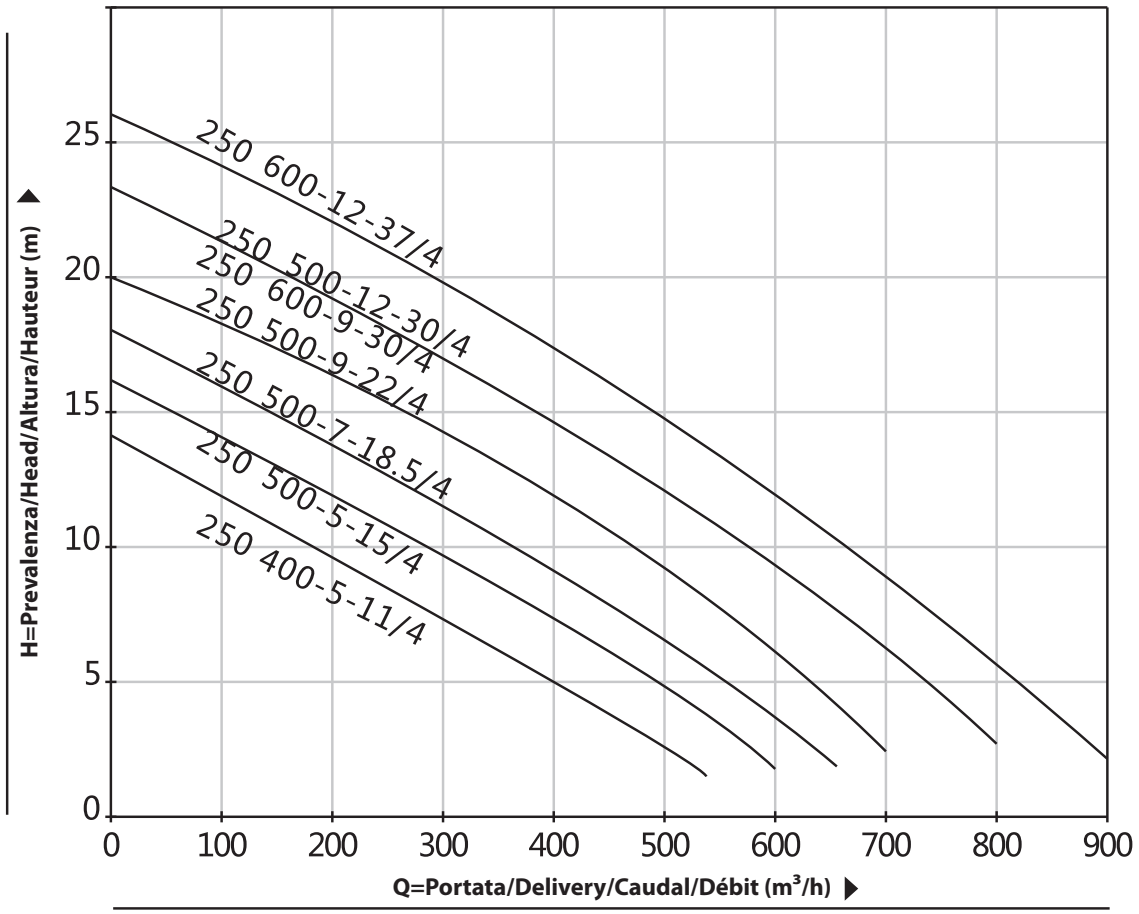

QSS 250

DATI TECNICI/TECHNICAL DATA/DATOS TÉCNICOS/DONNÉES TECHNIQUES 60 Hz n=1750 rpm

MODELLO/MODEL MODELO/MODÈLE QSS	Phases 1-ph	Phases 3-ph	DN mm	Q=Portata Delivery Caudal Débit m³/h	H=Prevalenza Head/Altura Hauteur m	Potenza Power Potencia Puissance kw	RPM
250 600-15-45/4	-	•	250	600	15	45	1750
250 600-20-55/4	-	•	250	600	20	55	1750
250 600-25-75/4	-	•	250	600	25	75	1750
250 600-30-90/4	-	•	250	600	30	90	1750
250 600-40-110/4	-	•	250	600	40	110	1750
250 600-50-132/4	-	•	250	600	50	132	1750
250 600-60-160/4	-	•	250	600	60	160	1750
250 600-70-185/4	-	•	250	600	70	185	1750
250 750-75-200/4	-	•	250	750	75	200	1750

QSS 250

CURVA DI PRESTAZIONE/PERFORMANCE CURVE/CURVA DE RENDIMIENTO/COURBE DE PERFORMANCE

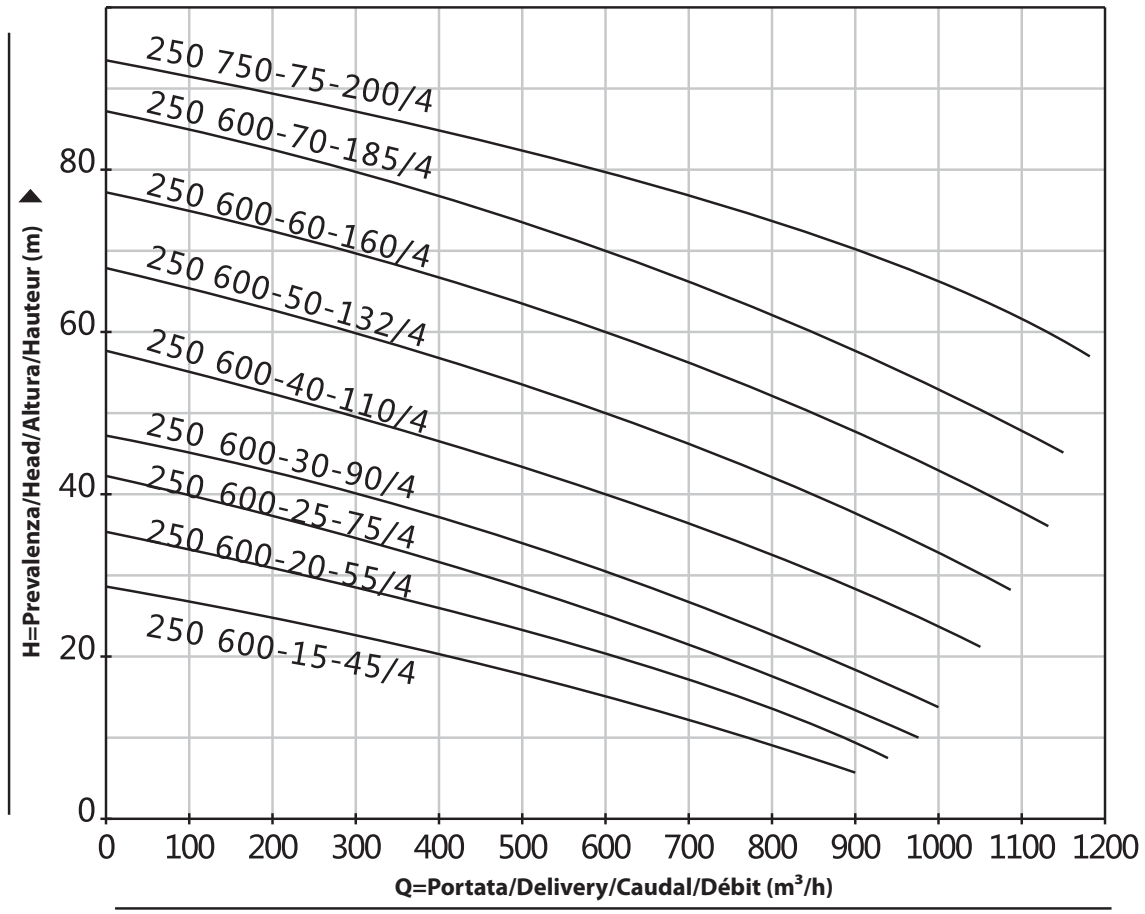

QSS 300

DATI TECNICI/TECHNICAL DATA/DATOS TÉCNICOS/DONNÉES TECHNIQUES 60 Hz n=1150/1750 rpm

MODELLO/MODEL MODELO/MODÈLE QSS	Phases 1-ph	Phases 3-ph	DN mm	Q=Portata Delivery Caudal Débit m^3/h	H=Prevalenza Head/Altura Hauteur m	Potenza Power Potencia Puissance kw	RPM
300 650-5-18.5/4	-	•	300	650	5	18.5	1750
300 650-7-22/4	-	•	300	650	7	22	1750
300 800-7-30/4	-	•	300	800	7	30	1750
300 1000-6-30/6	-	•	300	1000	6	30	1150
300 800-9-37/4	-	•	300	800	9	37	1750
300 800-12-45/4	-	•	300	800	12	45	1750
300 800-15-55/4	-	•	300	800	15	55	1750

QSS 300

CURVA DI PRESTAZIONE/PERFORMANCE CURVE/CURVA DE RENDIMIENTO/COURBE DE PERFORMANCE

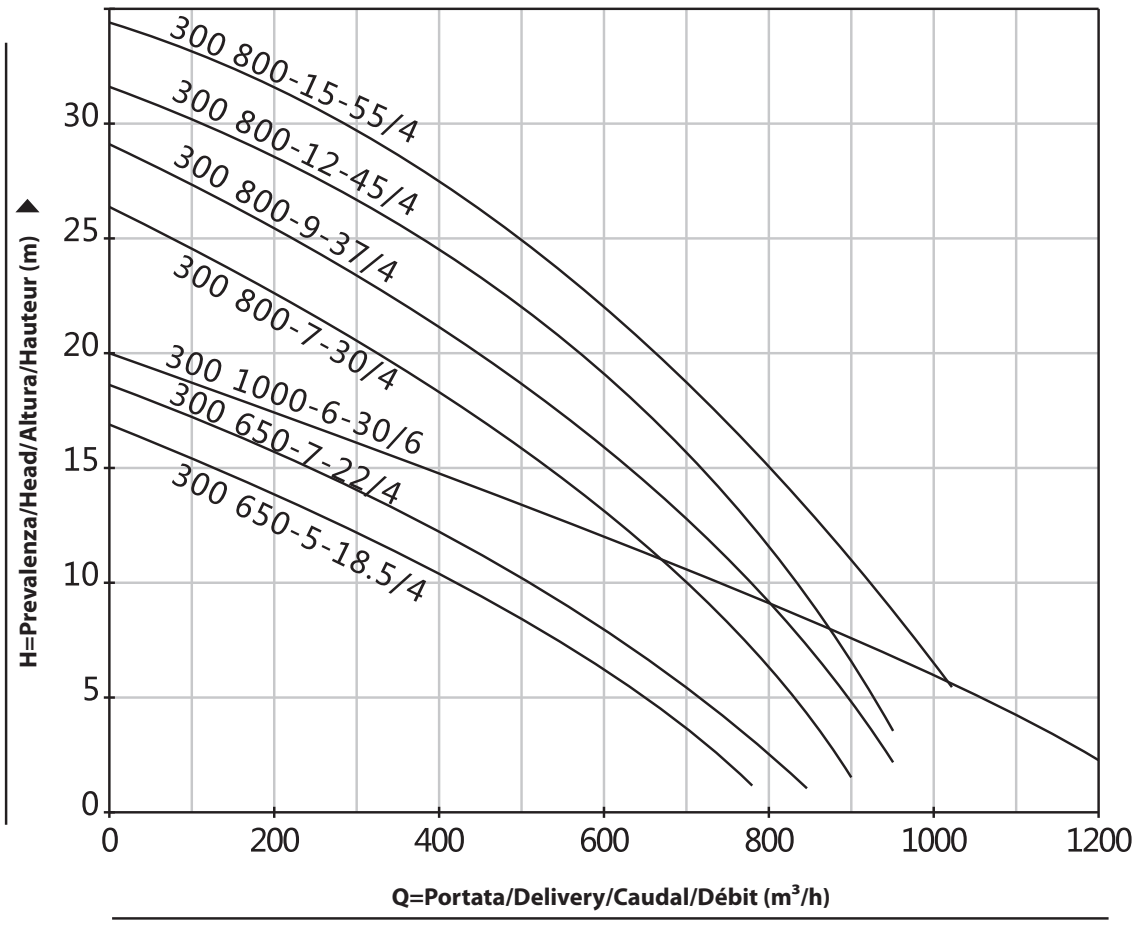

QSS 300

DATI TECNICI/TECHNICAL DATA/DATOS TÉCNICOS/DONNÉES TECHNIQUES 60 Hz n=1750 rpm

MODELLO/MODEL MODELO/MODÈLE QSS	Phases 1-ph	Phases 3-ph	DN mm	Q=Portata Delivery Caudal Débit m^3/h	H=Prevalenza Head/Altura Hauteur m	Potenza Power Potencia Puissance kw	RPM
300 800-20-75/4	-	•	300	800	20	75	1750
300 800-25-90/4	-	•	300	800	25	90	1750
300 1000-25-110/4	-	•	300	1000	25	110	1750
300 800-36-132/4	-	•	300	800	36	132	1750
300 800-40-160/4	-	•	300	800	40	160	1750
300 900-40-185/4	-	•	300	900	40	185	1750
300 1000-45-200/4	-	•	300	1000	45	200	1750
300 1100-45-250/4	-	•	300	1100	45	250	1750
300 1000-55-315/4	-	•	300	1000	55	315	1750

QSS 300

CURVA DI PRESTAZIONE/PERFORMANCE CURVE/CURVA DE RENDIMIENTO/COURBE DE PERFORMANCE

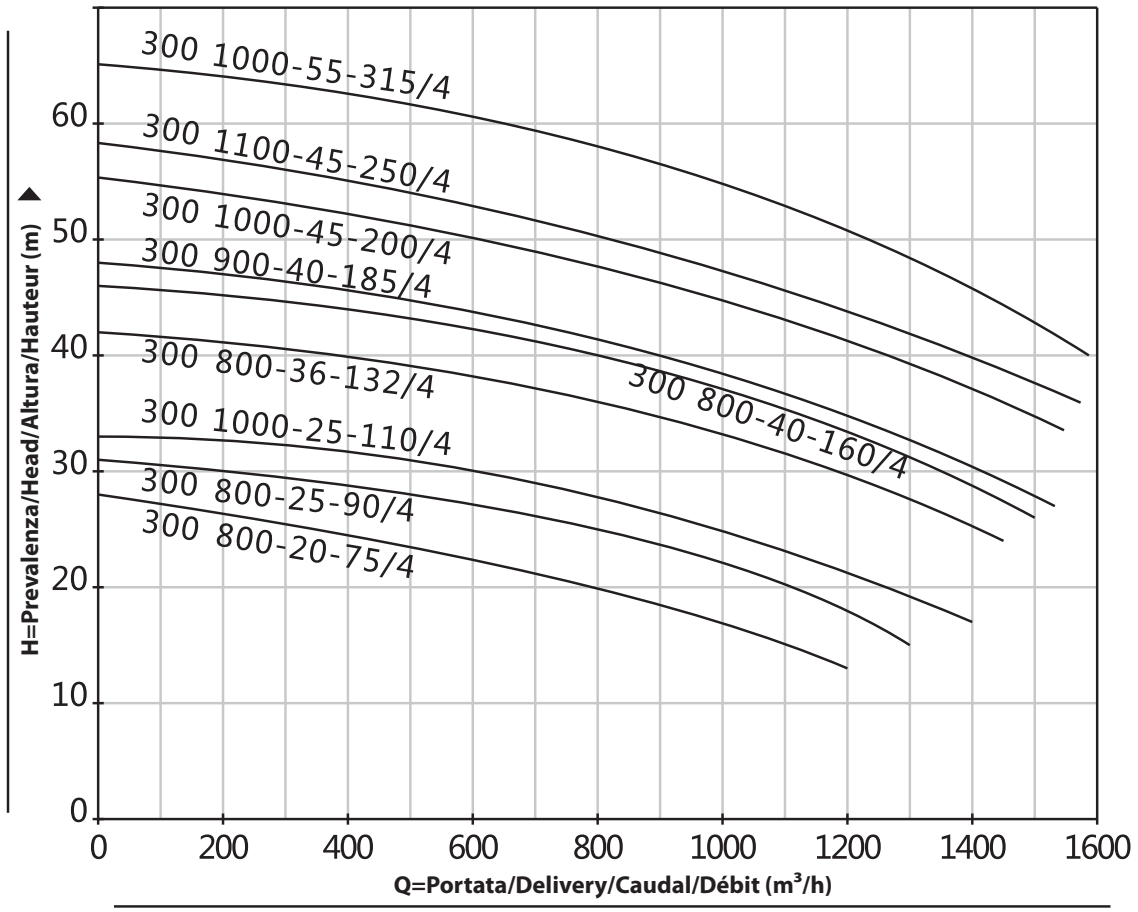

QSS 350

DATI TECNICI/TECHNICAL DATA/DATOS TÉCNICOS/DONNÉES TECHNIQUES 60 Hz n=1750 rpm

MODELLO/MODEL MODELO/MODÈLE QSS	Phases 1-ph	Phases 3-ph	DN mm	Q=Portata Delivery Caudal Débit m^3/h	H=Prevalenza Head/Altura Hauteur m	Potenza Power Potencia Puissance kw	RPM
350 1000-6-37/4	-	•	350	1000	6	37	1750
350 1200-8-45/4	-	•	350	1200	8	45	1750
350 1000-10-55/4	-	•	350	1000	10	55	1750
350 1100-38-185/4	-	•	350	1100	10	55	1750
350 1000-15-75/4	-	•	350	1000	15	75	1750
350 1000-18-90/4	-	•	350	1000	18	90	1750
350 1300-20-110/4	-	•	350	1300	20	110	1750
350 1100-28-132/4	-	•	350	1100	28	132	1750
350 1000-35-160/4	-	•	350	1000	35	160	1750
350 1100-38-185/4	-	•	350	1100	38	185	1750

QSS 350

CURVA DI PRESTAZIONE/PERFORMANCE CURVE/CURVA DE RENDIMIENTO/COURBE DE PERFORMANCE

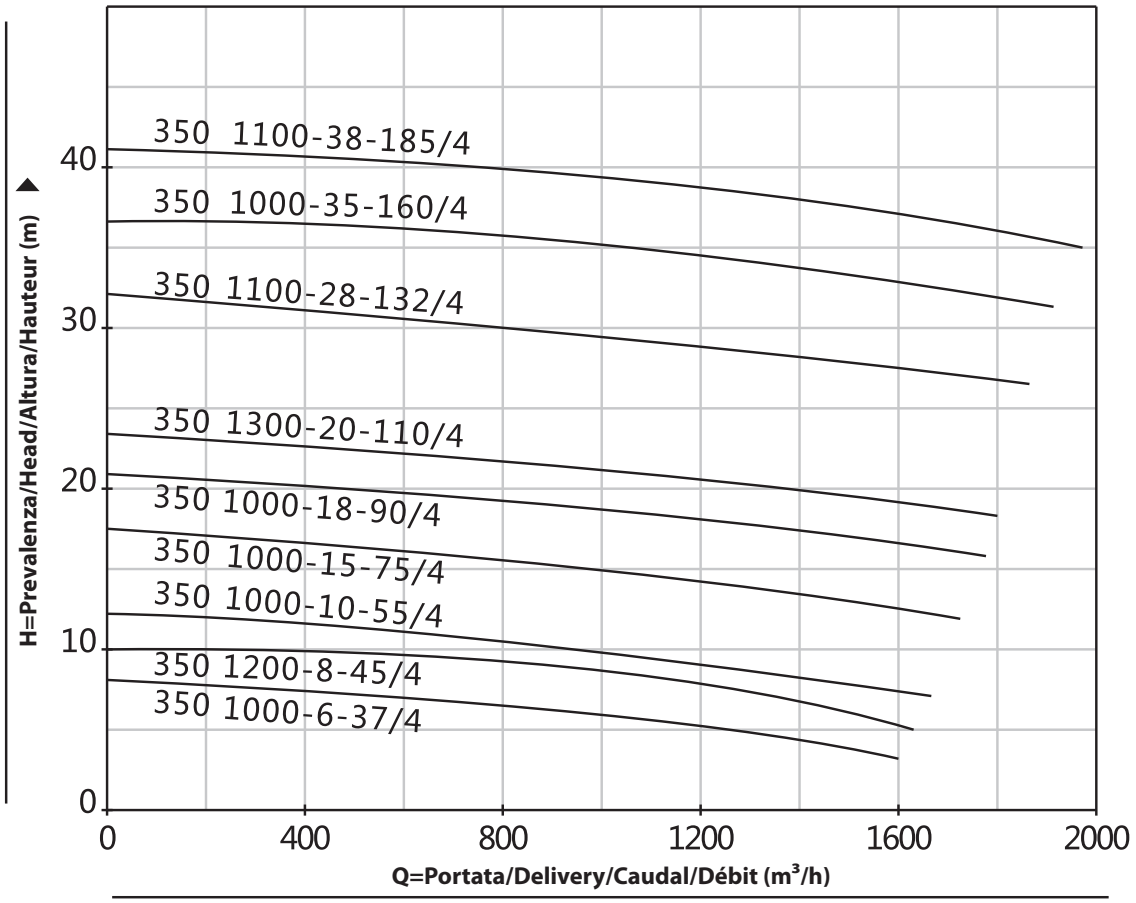

QSS 350

DATI TECNICI/TECHNICAL DATA/DATOS TÉCNICOS/DONNÉES TECHNIQUES 60 Hz n=1150/1750 rpm

MODELLO/MODEL MODELO/MODÈLE QSS	Phases 1-ph	Phases 3-ph	DN mm	Q=Portata Delivery Caudal Débit m^3/h	H=Prevalenza Head/Altura Hauteur m	Potenza Power Potencia Puissance kw	RPM
350 1500-4-30/6	-	•	350	1500	4	30	1150
350 1100-6-37/6	-	•	350	1100	6	37	1150
350 1300-8-45/6	-	•	350	1300	8	45	1150
350 1100-10-55/6	-	•	350	1100	10	55	1150
350 1500-12-75/6	-	•	350	1500	12	75	1150
350 1200-18-90/6	-	•	350	1200	18	90	1150
350 1600-16-110/6	-	•	350	1600	16	110	1150
350 1500-20-132/6	-	•	350	1500	20	132	1150
350 1200-35-160/6	-	•	350	1200	35	160	1150
350 1300-35-200/4	-	•	350	1300	35	200	1750
350 1500-36-250/4	-	•	350	1500	36	250	1750
350 1500-45-315/4	-	•	350	1500	45	315	1750

QSS 350

CURVA DI PRESTAZIONE/PERFORMANCE CURVE/CURVA DE RENDIMIENTO/COURBE DE PERFORMANCE

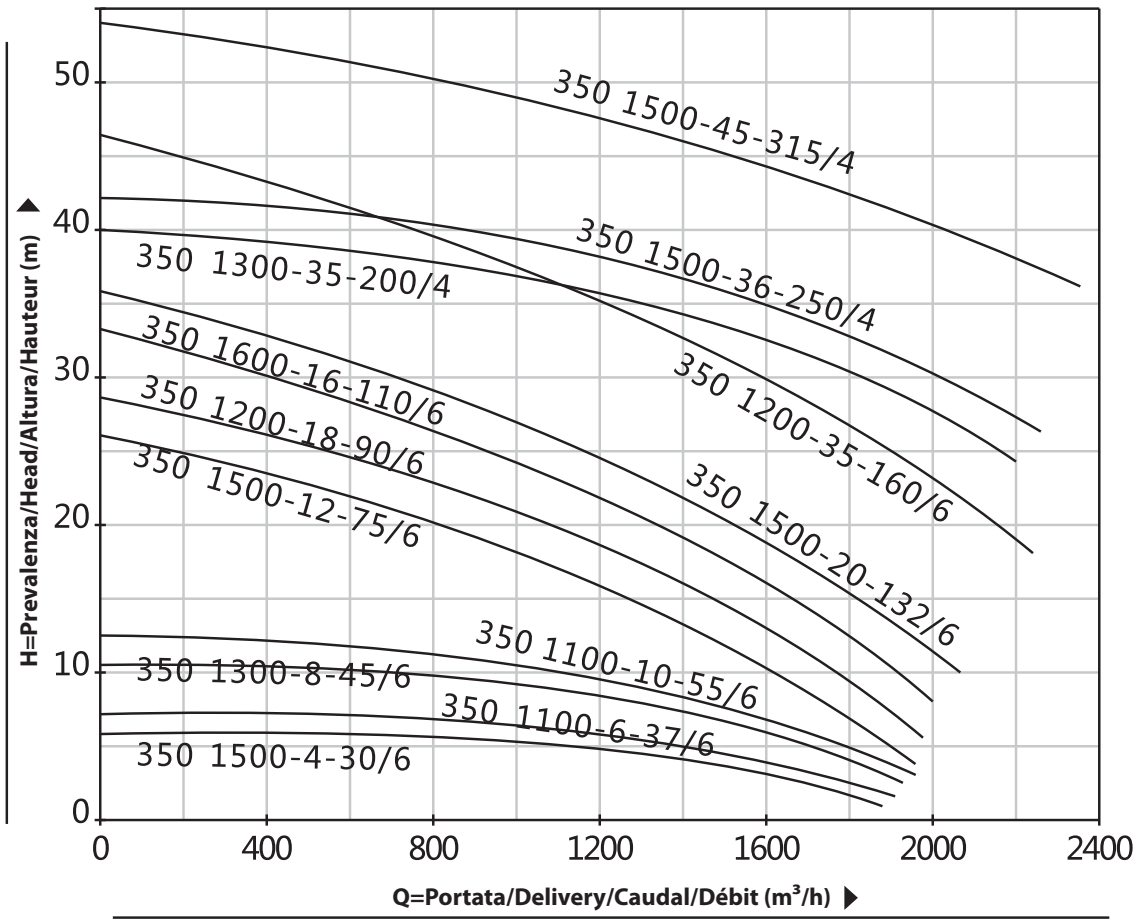

NOTES

NOTES

QUADRA

MADE IN ITALY

www.quadra-italy.com

Dirty

Domestic

Civil

Industry

QVCS

Pompa sommergibile vortex per acque reflue
Vortex cutting submersible pump
Vórtice bomba sumergible de corte
Pompe submersible de coupe vortex

60 Hz

www.quadra-italy.com

QVCS = 11-30 kW

QVCS = 2.2-7.5 kW

QVCS = 0.75-1.5 kW

Dirty

Domestic

Civil

Industry

QVCS

Pompa sommergibile vortex per acque reflue
Vortex cutting submersible pump
Vórtice bomba sumergible de corte
Pompe submersible de coupe vortex

DESCRIZIONE/DESCRIPTION
DESCRIPCIONES/DESCRIPTION

Nuovo design delle pompe sommerse vortex per acque reflue
Dotata di girante vortex in lega con durezza 48 HRC
Caratteristiche idrauliche migliorate
Corpo pompa in robusta ghisa ad alto spessore EN-GJL-250
Cassa ad alta resistenza all'abrasione e lunga durata
Mandata dotata di bulloni, dadi e guarnizioni
Cuscinetti di qualità NSK, tenuta meccanica resistente all'usura

New cutting submersible sewage pumps design
Equipped with vortex alloy impeller with 48HR(hardness)
Better hydraulic characteristics
Pump case in heavy gauge robust cast iron EN-GJL-250
Casing resistant to abrasion and long-lasting
Discharge port with bolts,nuts and gastkets
Quality NSK bearing, wear resistance mechanical seal

Nuevo diseño de bombas sumergibles corte para aguas residuales
Equipado con impulsor de aleación vortex con 48HR (dureza)
Mejores características hidráulicas
Caja de bomba en hierro fundido robusto de gran calibre EN-GJL-250
Carcasa resistente a la abrasión y duradera.
Puerto de descarga con pernos, tuercas y empalmes
Rodamiento de marca NSK y cierre mecánico personalizado

Nouvelle conception de pompes submersibles coupe pour eaux usées
Équipé d'une roue en alliage vortex avec 48HR (dureté)
Meilleures caractéristiques hydrauliques
Carter de pompe en fonte robuste de fort calibre EN-GJL-250
Boîtier résistant à l'abrasion et durable
Orifice de décharge avec boulons, écrous et joints
Roulement NSK qualité, joint mécanique de résistance à l'usure

RANGE DI POTENZA E PRESTAZIONI
POWER AND PERFORMANCE RANGE
RANGO DE POTENCIA Y PRESTACIONES
PLAGE DE PUISSANCE ET DE PERFORMANCES

HP/KW	1÷40 / 0.75÷30
Q	10÷600 m³/h
H	10÷30 m

LIMITI DI UTILIZZO/USING LIMITS
LÍMITES UTILIZACIÓN/UTILISATION LIMITES

Temperatura del liquido fino a +40 °C
Profondità di immersione massima: 10 m
Passaggio solidi: da 25 mm a 65 mm

Temperature of the liquid to +40 °C
10 m maximum immersion depth
Solids passage: from 25 mm to 65 mm

Temperatura del líquido a +40 ° C
10 m de profundidad de inmersión máxima
Paso de sólidos: de 25 mm a 65 mm

Température du liquide à +40 ° C
Profondeur d'immersion maximale de 10 m
Passage des solides: de 25 mm à 65 mm

APPLICAZIONI/APPLICATIONS/APLICACIONES/APPLICATIONS

Sistemi di drenaggio degli impianti urbani di trattamento delle acque reflue, ospedali e hotel. Scarico di acque reflue fortemente inquinate provenienti da fabbriche e attività industriali. Apparecchiature di approvvigionamento idrico per acquedotti. Stazioni di drenaggio fognario in aree residenziali. Stazioni di drenaggio per sistemi di protezione civile. Ingegneria municipale e drenaggio dell'acqua nei cantieri edili. Sistemi di alimentazione idrica e di drenaggio. Digestori agricoli per biogas, irrigazione agricola e dragaggio fluviale. Macchine di supporto per esplorazioni geologiche ed attività minerarie.

Drainage system of urban sewage treatment plants, Hospitals and Hotels. Discharge of seriously polluted wastewater from factories and businesses. Water supply device of waterworks. Sewage drainage station in residential area. Civil defense system drainage station. Municipal engineering, construction site water. Supply and drainage system. Rural biogas digesters, agricultural irrigation, river dredging. Exploration, mining supporting machine.

Sistema de drenaje de depuradoras de aguas residuales urbanas, Hospitales y Hoteles. Descarga de aguas residuales gravemente contaminadas de fábricas y negocios. Dispositivo de suministro de agua de plantas de abastecimiento de agua. Estación de drenaje de aguas residuales en zona residencial. Estación de drenaje del sistema de defensa civil. Ingeniería municipal, agua del sitio de construcción. Sistema de abastecimiento y drenaje. Digestores de biogás rural, riego agrícola, dragado de ríos. Exploración, máquina de apoyo a la minería.

Système de drainage des stations d'épuration urbaines, des hôpitaux et des hôtels. Rejet des eaux usées gravement polluées des usines et entreprises. Dispositif d'approvisionnement en eau des usines d'adduction d'eau. Station de drainage des eaux usées dans un quartier résidentiel. Station de drainage du système de défense civile. Ingénierie municipale, eau de chantier. Système d'alimentation et de drainage. Digesteurs de biogaz ruraux, irrigation agricole, dragage de rivières. Machine de support pour l'exploration et l'exploitation minière.

www.quadra-italy.com

Dirty

Domestic

Civil

Industry

QVCS

Pompa sommergibile vortex per acque reflue
Vortex cutting submersible pump
Vórtice bomba sumergible de corte
Pompe submersible de coupe vortex

CODICE MODELLO/MODEL CODE
CÓDIGO MODELO/CODE MODÈLE

Esempio/For example/Por ejemplo/Par exemple

QVCS 50 12 - 10 1.1 QG / 2

2=Motore a 2 poli a 3500 rpm
2 poles motor 3500 rpm
Motor de 2 polos 3500 rpm
Moteur 2 pôles 3500 rpm

4=Motore a 4 poli a 1750 rpm
4 poles motor 1750 rpm
Motor de 4 polos 1750 rpm
Moteur 4 pôles 1750 rpm

QG= libera installazione
free-standing installation
instalación autoportante
installation autoportante
Assente= installazione ancorata
Blank= anchored installation
No presente= instalación anclada
Vide= installation ancrée

1.1=Potenza nominale (kw)
Rated power (kw)
Potencia nominal (kw)
Puissance nominale (kw)

10= Prevalenza nominale (m)
Nominal Head (m)
Altura nominal (m)
Tête nominale (m))

12=Portata nominale (m³/h)
Nominal flow (m³/h)
Caudal nominal (m³ / h)
Débit nominal (m³ / h)

50=Diametro mandata (mm)
Discharge size (mm)
Tamaño de descarga (mm)
Taille de décharge (mm)

QVCS= Pompa sommergibile vortex
Vortex cutting submersible pump
Vórtice bomba sumergible de corte
Pompe submersible de coupe Vortex

TIPO DI GIRANTE/IMPELLER TYPE
TIPO DE IMPULSOR/TYPE ROUE

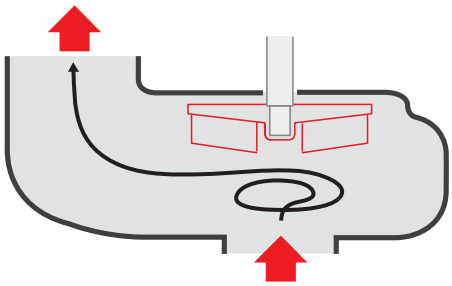

VORTEX

QVCS

DESCRIZIONE MATERIALE/MATERIAL DESCRIPTION/DESCRIPCIÓN DE MATERIAL/DESCRIPTION DU MATÉRIEL

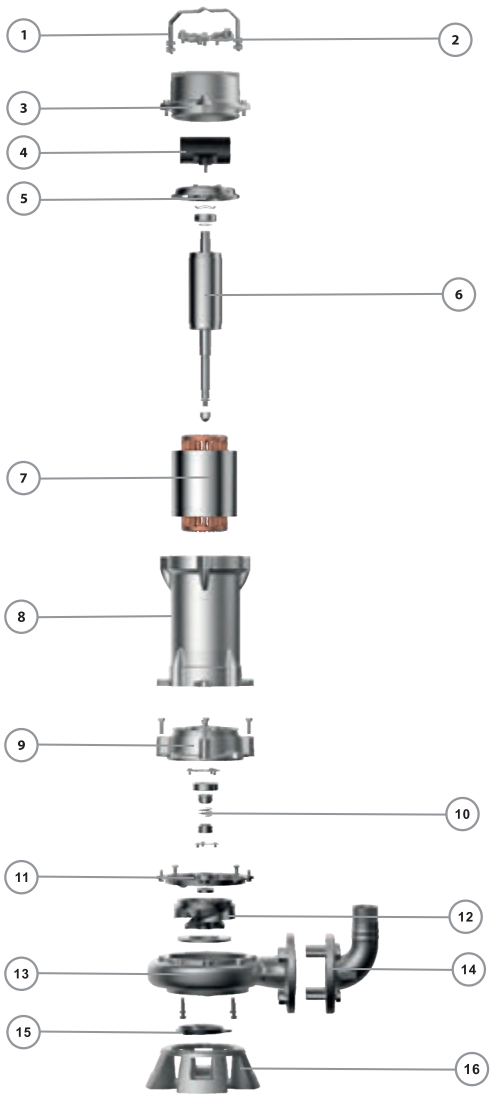

No.	Descrizione/Description Descripción/Description	Materiale/Material Material/Matériel
1	Maniglia Handle Mango Poignée	Acciaio al carbonio Carbon steel Acero al carbono Acier au carbone
2	Piastra pressacavo Press plate of cable Placa de presión del cable Plaque de pression de câble	Ghisa Cast Iron Fundición Fonte
3	Copertura superiore Top cover Cubierta superior Couverture supérieure	Ghisa Cast Iron Fundición Fonte
4	Condensatore Electric capacity Capacidad eléctrica Couverture supérieure	Ceramica Ceramics Cerámicos Céramiques
5	Supporto del cuscinetto superiore Top bearing block Asiento superior del rodamiento Siège de roulement supérieur	Ghisa Cast Iron Fundición Fonte
6	Assieme del rotore Rotor assembly Componentes del rotor Composants du rotor	Saldatura in acciaio inossidabile Stainless Steel welding Soldadura de acero inoxidable Soudure en acier inoxidable
7	Assieme dello statore Stator assembly Componentes del estator Composants statoriques	Acciaio al silicio/rame Silicon Steel/Copper Acero al silicio/Cobre Acier au silicium/Cuivre
8	Camicia Barrel Barril Seau	Ghisa Cast Iron Fundición Fonte
9	Cilindro idraulico Hydrocylinder Hidrocilindro Hydrocylindre	Ghisa Cast Iron Fundición Fonte
10	Tenuta meccanica Mechanical Seal Cierre Mecánico Garniture mécanique	SiC-Grafite-AISI 304 SiC-Carbon-AISI 304 SiC-Grafito-AISI 304 SiC-Carbon-AISI 304
11	Testa del cilindro Cylinder head Cabeza del cilindro Culasse de cylindre	Ghisa Cast Iron Fundición Fonte
12	Tenuta a scheletro Skeleton oil seal Sello de aceite esqueleto Garniture d'huile squelette	AISI 304
13	Corpo pompa Pump body Cuerpo de la bompa Corps de pompe	Ghisa Cast Iron Fundición Fonte
14	Gomito mandata Outlet elbow Codo de salida Coude de sortie	Ghisa Cast Iron Fundición Fonte
15	Trituratore Cutters Cortador Cutter	AISI 304
16	Basamento Base Base La base	Ghisa Cast Iron Fundición Fonte

QVCS 50

DATI TECNICI/TECHNICAL DATA/DATOS TÉCNICOS/DONNÉES TECHNIQUES

60 Hz n=3500 rpm

MODELLO/MODEL MODELO/MODÈLE QVCS	Phases 1-ph	Phases 3-ph	Potenza/Power Potencia/Puissance hp	Potenza/Power Potencia/Puissance kw	Q= Portata Delivery/Caudal Débit m³/h	H= Prevalenza Head/Altura Hauteur m	RPM	DN mm
50 10-10-0.75QG/2	•	•	1	0.75	10	10	3500	50
50 15-10-1.1QG/2	•	•	1.5	1.1	15	10	3500	50
50 15-15-1.5QG/2	•	•	2	1.5	15	15	3500	50
50 9-22-2.2QG/2	•	•	3	2.2	9	22	3500	50
50 15-20-2.2QG/2	•	•	3	2.2	15	20	3500	50
50 15-30-3QG/2	-	•	4	3	15	30	3500	50

QVCS 50

CURVA DI PRESTAZIONE/PERFORMANCE CURVE/CURVA DE RENDIMIENTO/COURBE DE PERFORMANCE

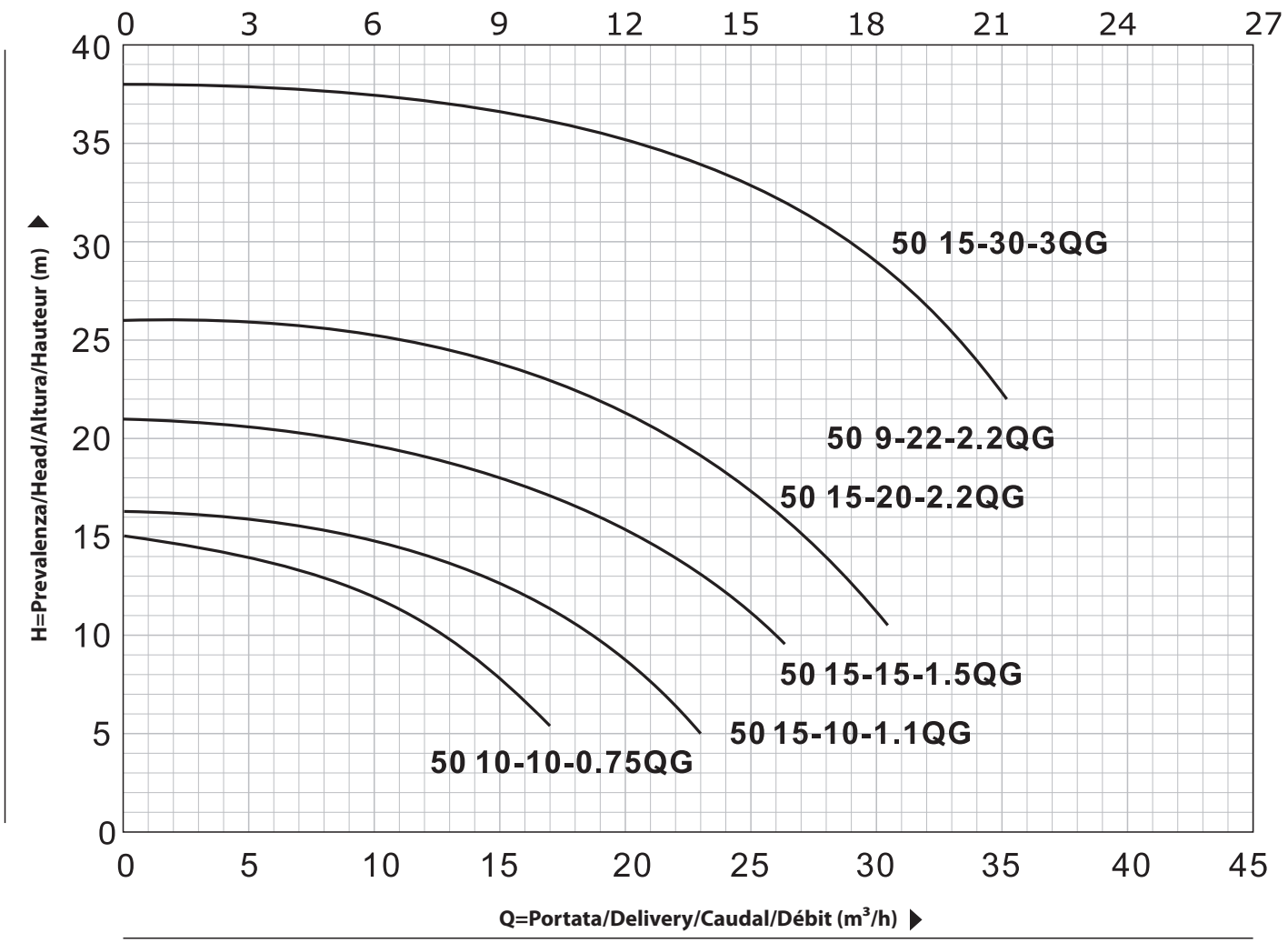

QVCS 65

DATI TECNICI/TECHNICAL DATA/DATOS TÉCNICOS/DONNÉES TECHNIQUES

60 Hz n=3500 rpm

MODELLO/MODEL MODELO/MODÈLE QVCS	Phases 1-ph	Phases 3-ph	Potenza/Power Potencia/Puissance hp	Potenza/Power Potencia/Puissance kw	Q= Portata Delivery/Caudal Débit m³/h	H= Prevalenza Head/Altura Hauteur m	RPM	DN mm
65 15-10-1.1QG/2	•	•	1.5	1.1	15	10	3500	65
65 25-10-1.5QG/2	•	•	2	1.5	25	10	3500	65
65 25-17-2.2QG/2	•	•	3	2.2	25	17	3500	65
65 25-21-3QG/2	-	•	4	3	25	21	3500	65
65 25-26-4QG/2	-	•	5.5	4	25	26	3500	65
65 30-30-5.5QG/2	-	•	7.5	5.5	30	30	3500	65
65 30-36-7.5QG/2	-	•	10	7.5	30	36	3500	65

QVCS 65

CURVA DI PRESTAZIONE/PERFORMANCE CURVE/CURVA DE RENDIMIENTO/COURBE DE PERFORMANCE

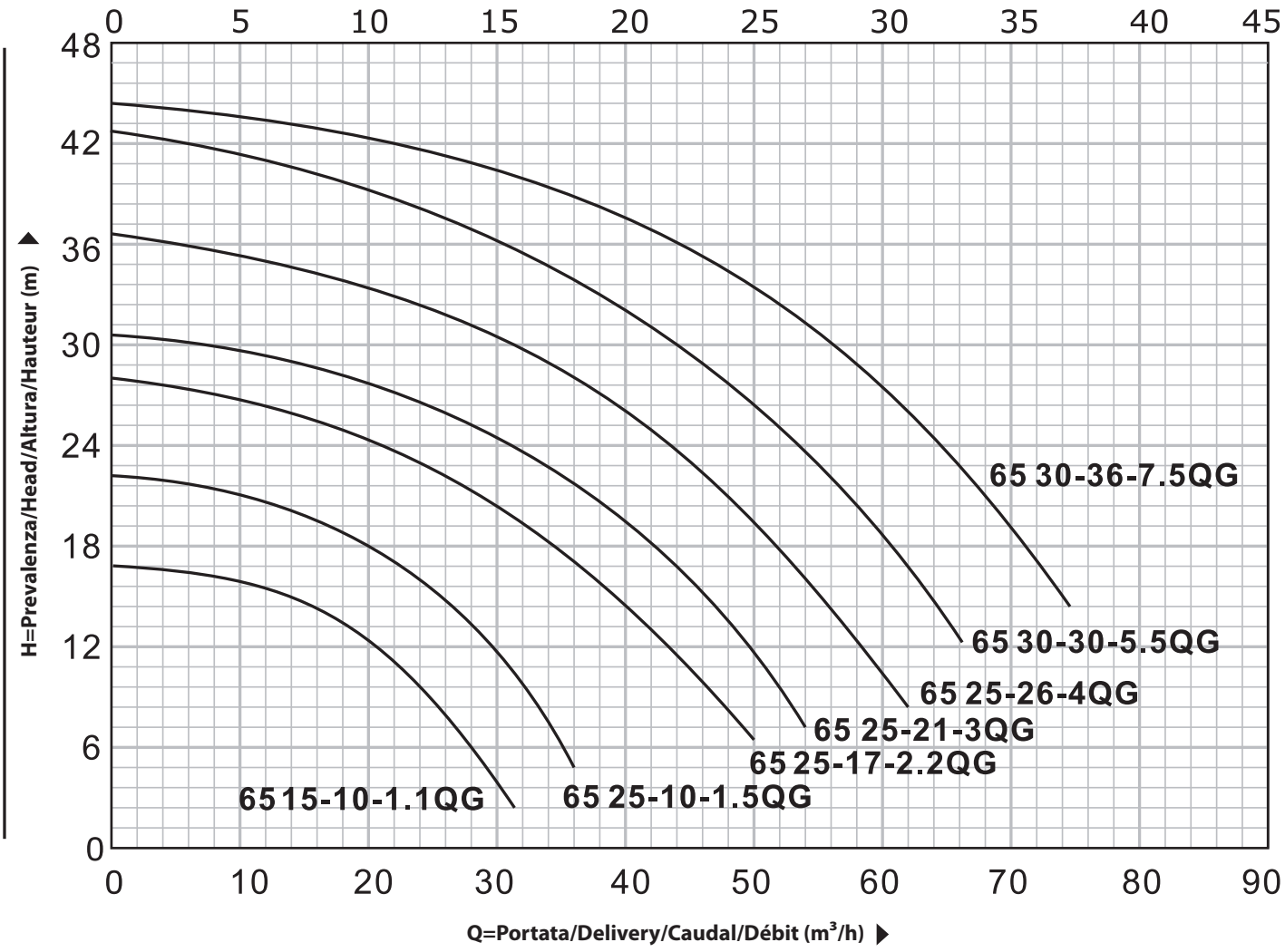

QVCS 80

DATI TECNICI/TECHNICAL DATA/DATOS TÉCNICOS/DONNÉES TECHNIQUES

60 Hz n=3500 rpm

MODELLO/MODEL MODELO/MODÈLE QVCS	Phases 1-ph	Phases 3-ph	Potenza/Power Potencia/Puissance hp	Potenza/Power Potencia/Puissance kw	Q= Portata Delivery/Caudal Débit m³/h	H= Prevalenza Head/Altura Hauteur m	RPM	DN mm
80 45-9-2.2QG/2	•	•	3	2.2	45	9	3500	80
80 43-13-3QG/2	-	•	4	3	43	13	3500	80
80 45-17-4QG/2	-	•	5.5	4	45	17	3500	80
80 40-23-5.5QG/2	-	•	7.5	5.5	40	23	3500	80
80 45-28-7.5QG/2	-	•	10	7.5	45	28	3500	80

QVCS 80

CURVA DI PRESTAZIONE/PERFORMANCE CURVE/CURVA DE RENDIMIENTO/COURBE DE PERFORMANCE

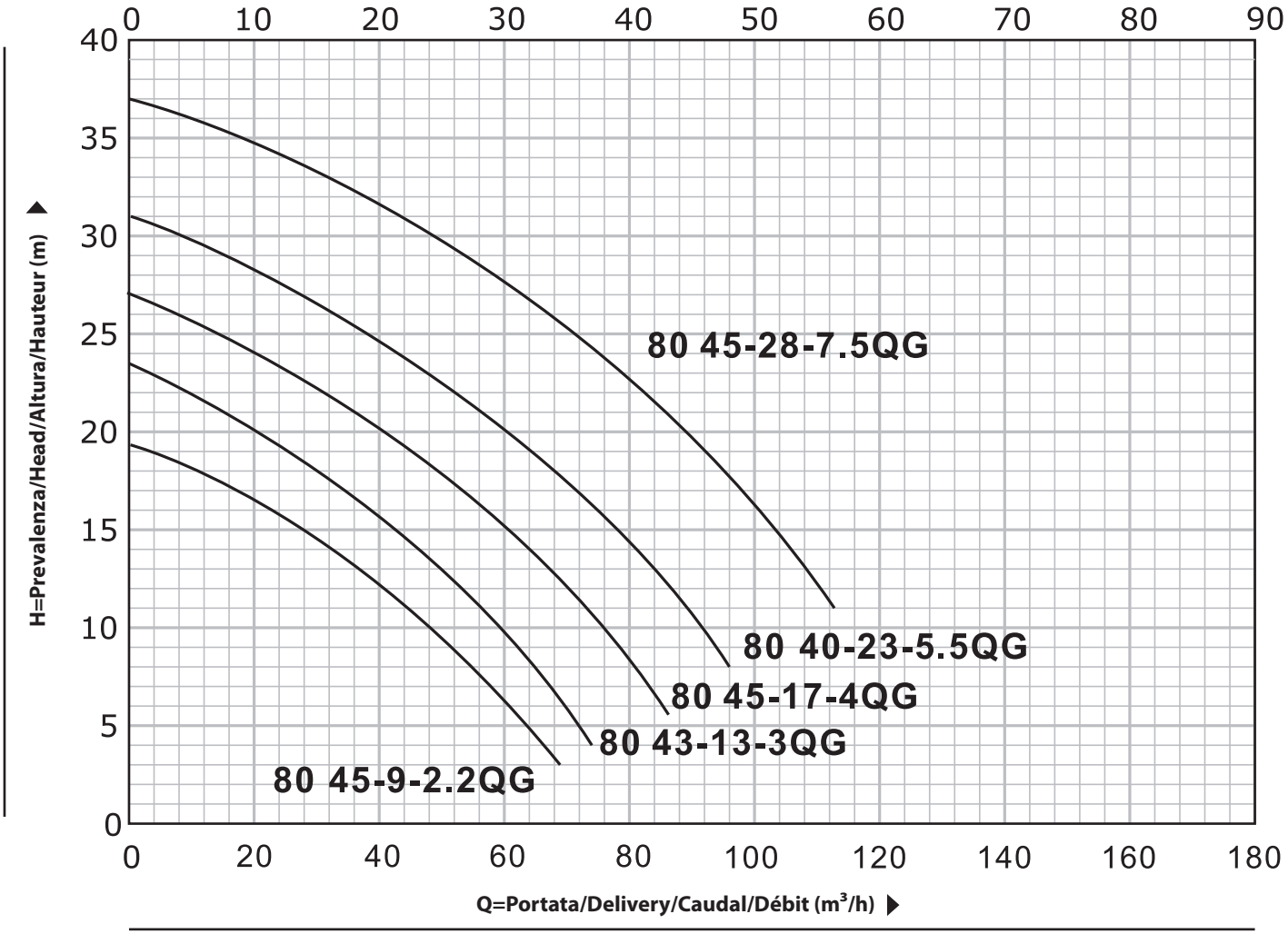

QVCS 80

DATI TECNICI/TECHNICAL DATA/DATOS TÉCNICOS/DONNÉES TECHNIQUES

60 Hz n=3500 rpm

MODELLO/MODEL MODELO/MODÈLE QVCS	Phases 1-ph	Phases 3-ph	Potenza/Power Potencia/Puissance hp	Potenza/Power Potencia/Puissance kw	Q= Portata Delivery/Caudal Débit m³/h	H= Prevalenza Head/Altura Hauteur m	RPM	DN mm
80 50-30-11/2	-	•	15	11	50	30	3500	80
80 60-45-18.5/2	-	•	25	18.5	60	45	3500	80
80 60-50-22/2	-	•	30	22	60	50	3500	80

QVCS 80

CURVA DI PRESTAZIONE/PERFORMANCE CURVE/CURVA DE RENDIMIENTO/COURBE DE PERFORMANCE

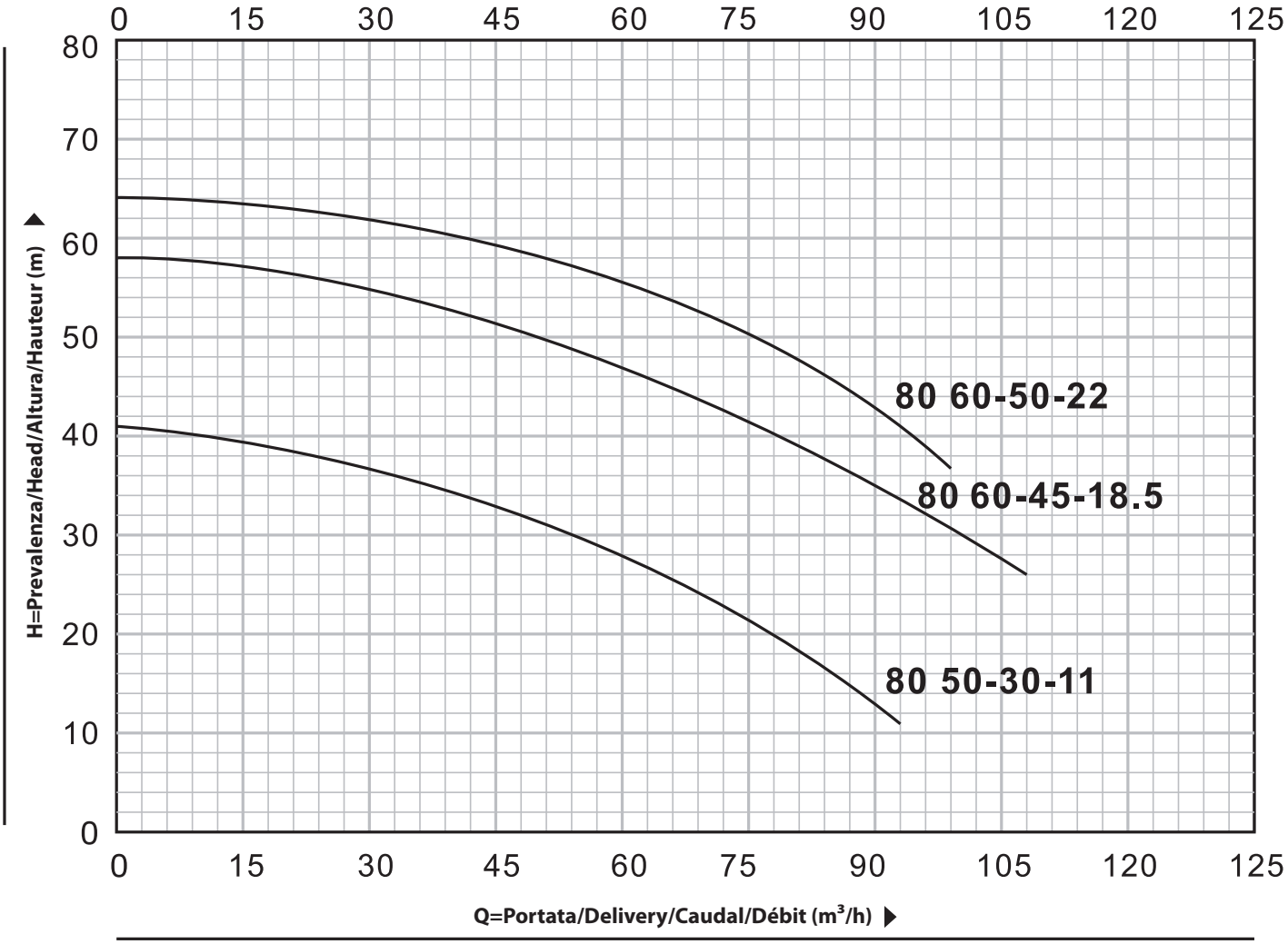

QVCS 80 4 poles

DATI TECNICI/TECHNICAL DATA/DATOS TÉCNICOS/DONNÉES TECHNIQUES 60 Hz n=1750 rpm

MODELLO/MODEL MODELO/MODÈLE QVCS	Phases 1-ph	Phases 3-ph	Potenza/Power Potencia/Puissance hp	Potenza/Power Potencia/Puissance kw	Q= Portata Delivery/Caudal Débit m³/h	H= Prevalenza Head/Altura Hauteur m	RPM	DN mm
80 80-25-11/4	-	•	15	11	80	25	1750	80
80 80-30-15/4	-	•	20	15	80	30	1750	80

QVCS 80 4 poles

CURVA DI PRESTAZIONE/PERFORMANCE CURVE/CURVA DE RENDIMIENTO/COURBE DE PERFORMANCE

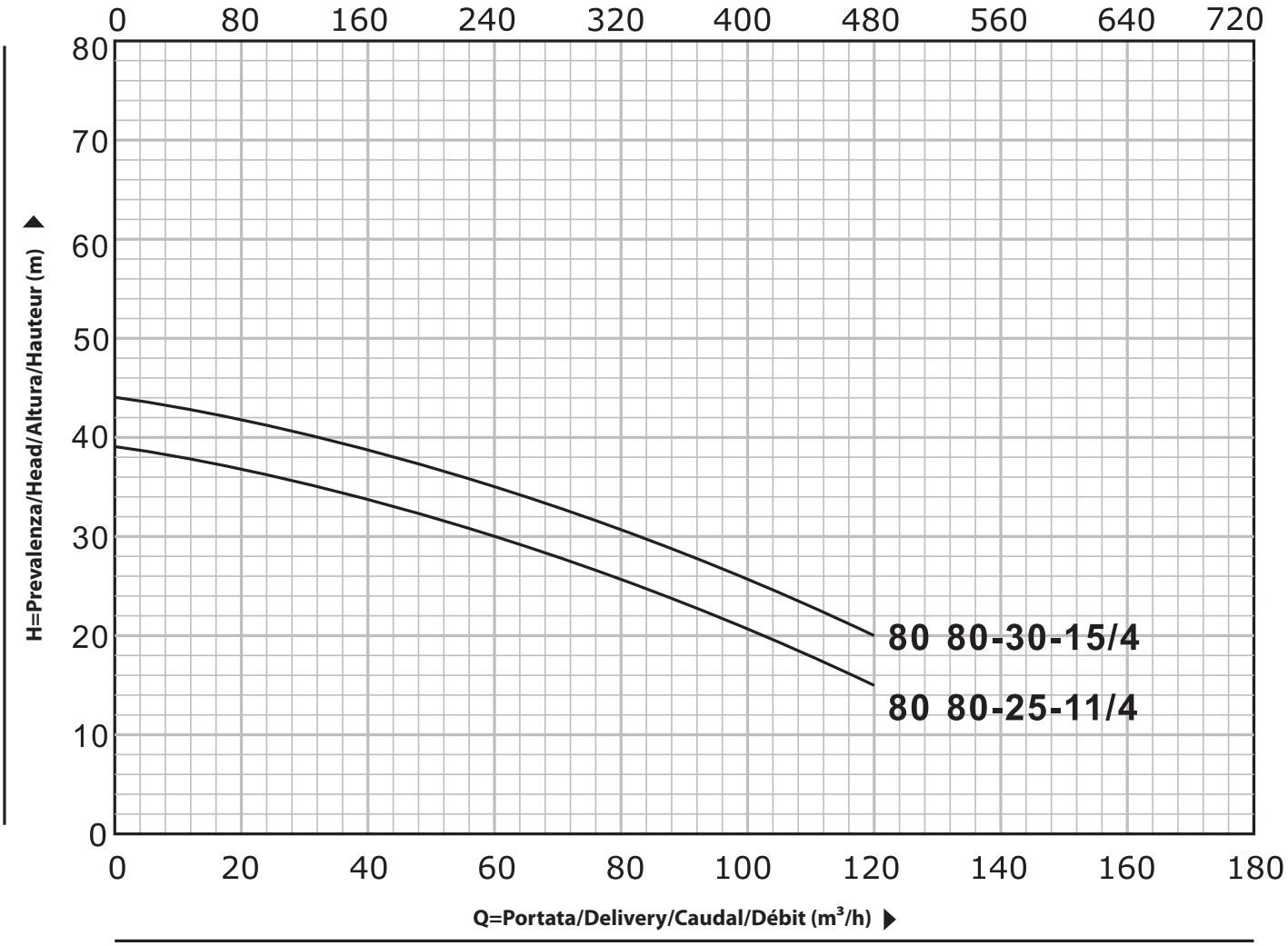

QVCS 100

DATI TECNICI/TECHNICAL DATA/DATOS TÉCNICOS/DONNÉES TECHNIQUES

60 Hz n=3500 rpm

MODELLO/MODEL MODELO/MODÈLE QVCS	Phases		Potenza/Power Potencia/Puissance		Q= Portata Delivery/Caudal Débit	H= Prevalenza Head/Altura Hauteur	RPM	DN
	1-ph	3-ph	hp	kw	m³/h	m		mm
100 65-12-4QG/2	-	•	5.5	4	65	12	3500	100
100 65-15-5.5QG/2	-	•	7.5	5.5	65	15	3500	100
100 65-23-7.5QG/2	-	•	10	7.5	65	23	3500	100

QVCS 100

CURVA DI PRESTAZIONE/PERFORMANCE CURVE/CURVA DE RENDIMIENTO/COURBE DE PERFORMANCE

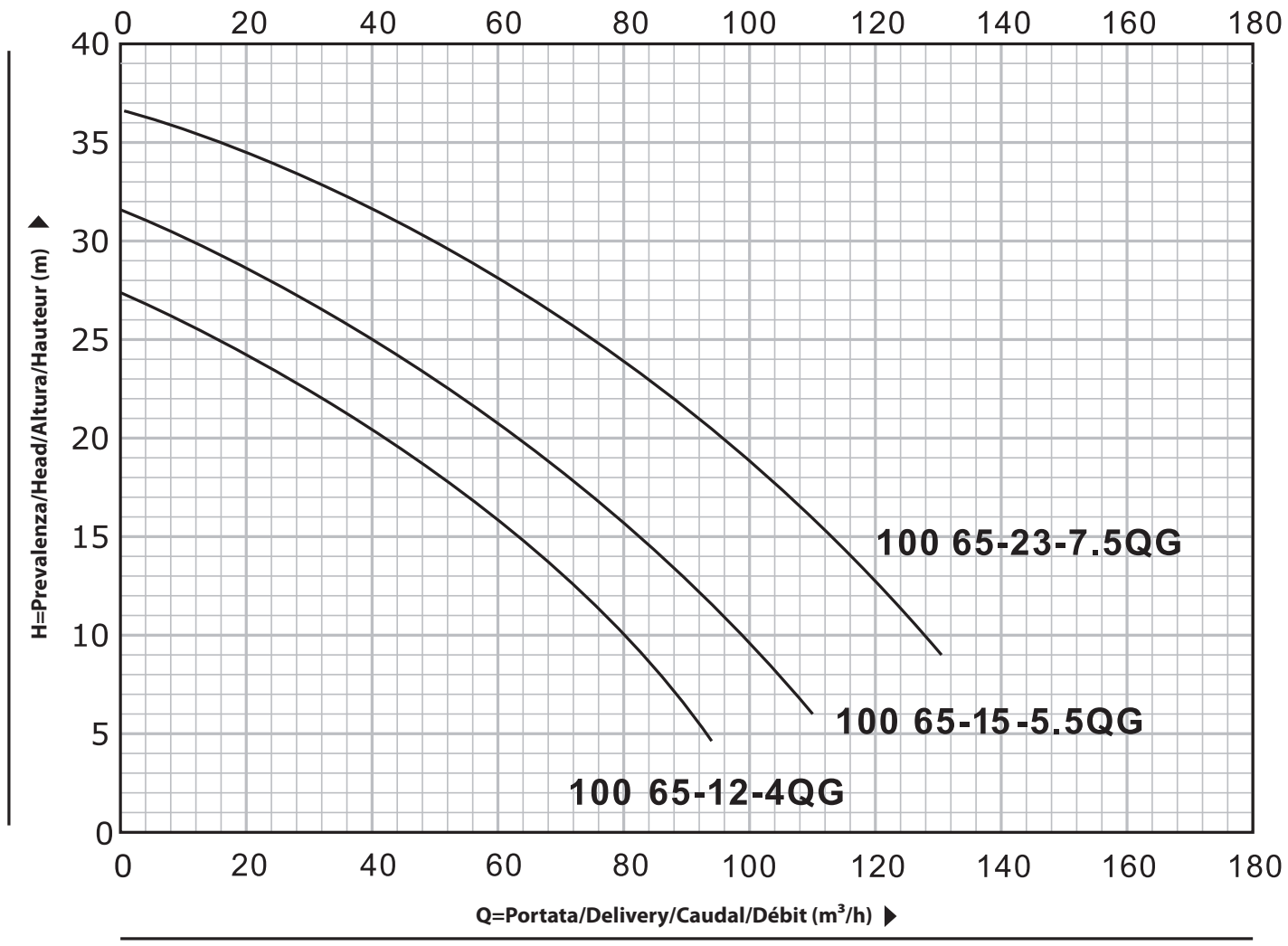

QVCS 100

DATI TECNICI/TECHNICAL DATA/DATOS TÉCNICOS/DONNÉES TECHNIQUES

60 Hz n=3500 rpm

MODELLO/MODEL MODELO/MODÈLE QVCS	Phases 1-ph	Phases 3-ph	Potenza/Power Potencia/Puissance hp	Potenza/Power Potencia/Puissance kw	Q= Portata Delivery/Caudal Débit m³/h	H= Prevalenza Head/Altura Hauteur m	RPM	DN mm
100 100-30-15/2	-	•	20	15	100	30	3500	100
100 80-40-18.5/2	-	•	25	18.5	80	40	3500	100
100 80-45-22/2	-	•	30	22	80	45	3500	100

QVCS 100

CURVA DI PRESTAZIONE/PERFORMANCE CURVE/CURVA DE RENDIMIENTO/COURBE DE PERFORMANCE

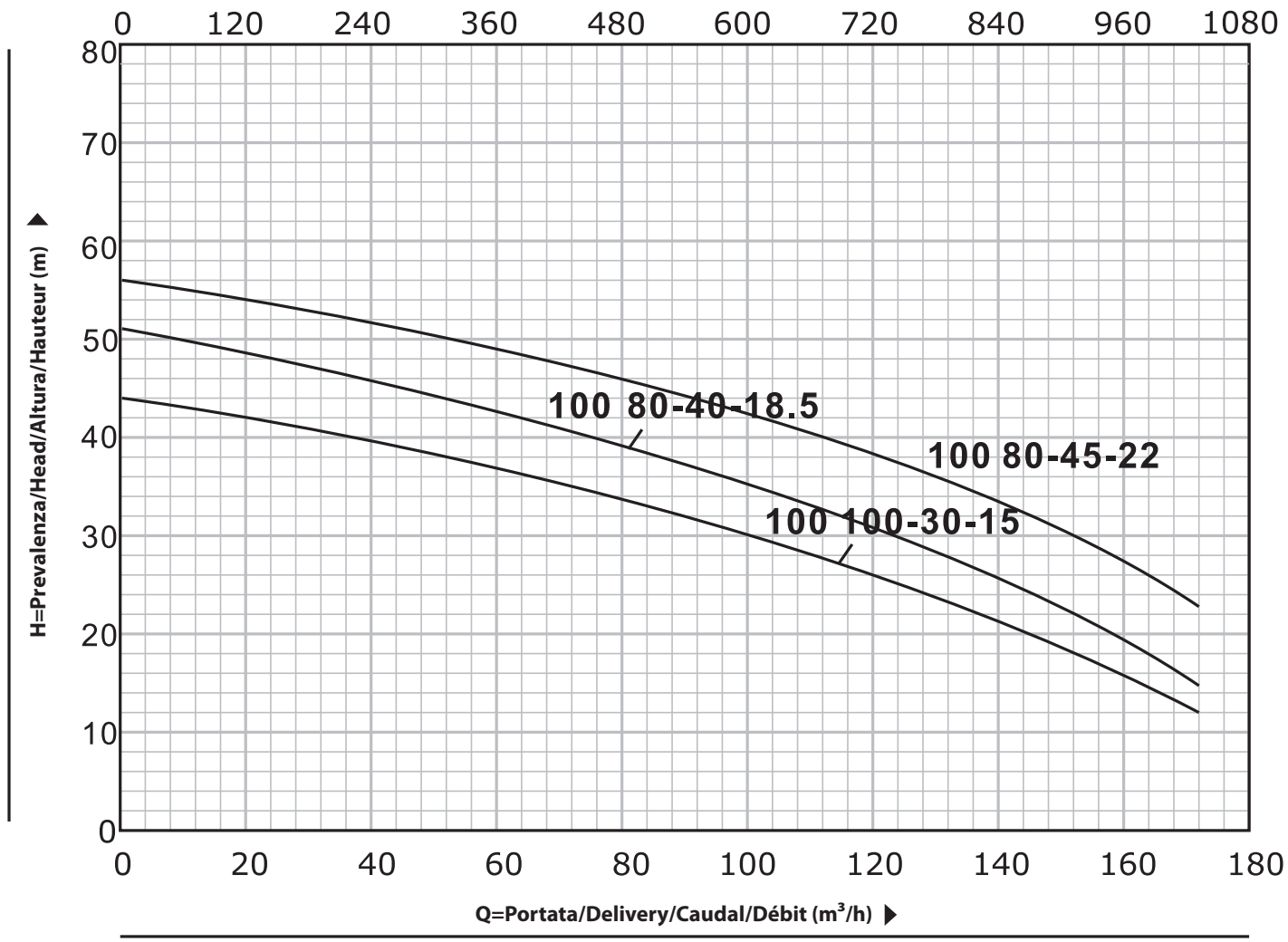

QVCS 100 4 poles

DATI TECNICI/TECHNICAL DATA/DATOS TÉCNICOS/DONNÉES TECHNIQUES 60 Hz n=1750 rpm

MODELLO/MODEL MODELO/MODÈLE QVCS	Phases		Potenza/Power Potencia/Puissance		Q= Portata Delivery/Caudal Débit	H= Prevalenza Head/Altura Hauteur	RPM	DN
	1-ph	3-ph	hp	kw	m³/h	m		mm
100 80-25-11/4	-	•	15	11	80	25	1750	100
100 80-30-15/4	-	•	20	15	80	30	1750	100

QVCS 100 4 poles

CURVA DI PRESTAZIONE/PERFORMANCE CURVE/CURVA DE RENDIMIENTO/COURBE DE PERFORMANCE

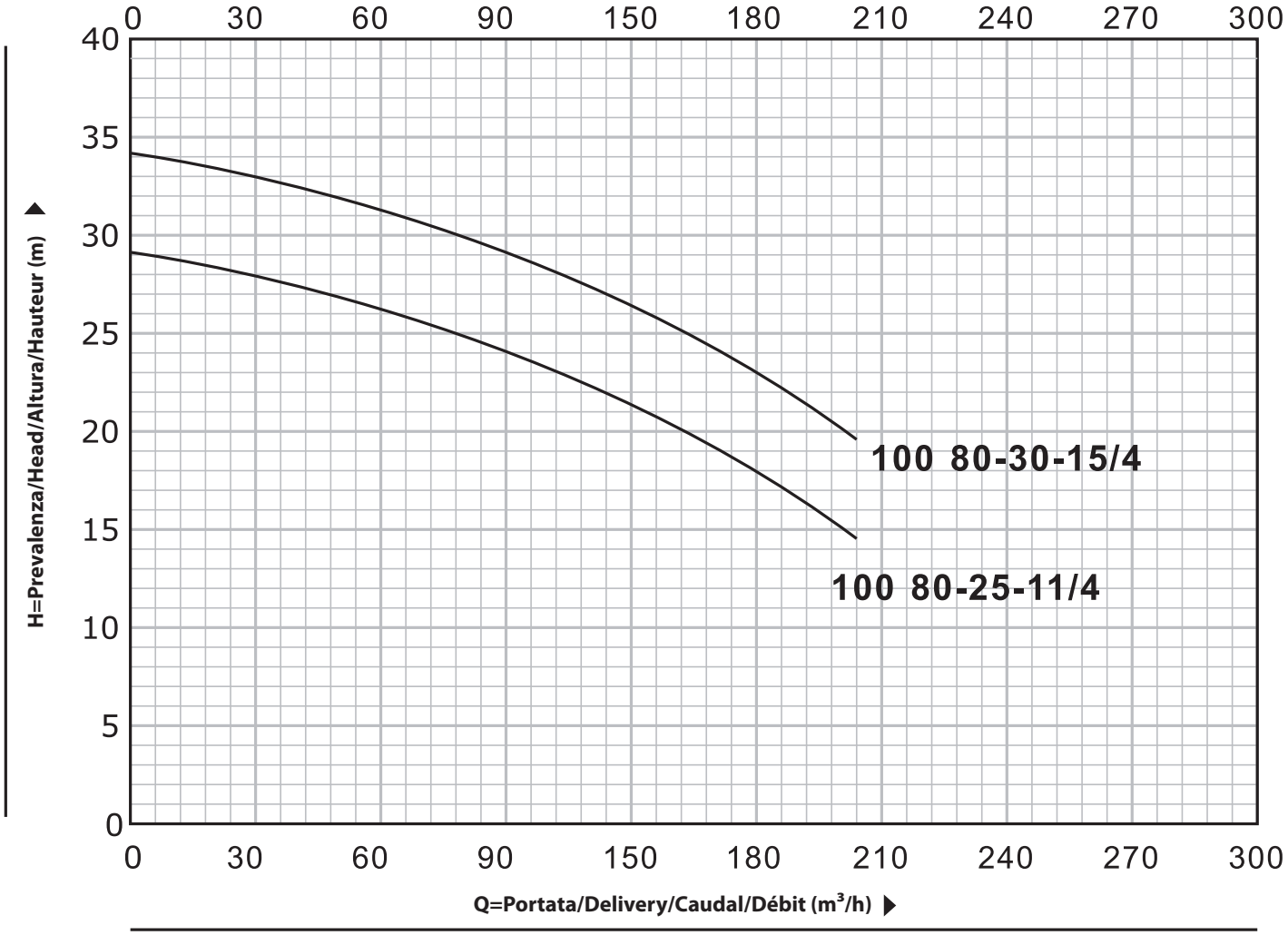

QVCS 150

DATI TECNICI/TECHNICAL DATA/DATOS TÉCNICOS/DONNÉES TECHNIQUES

60 Hz n=3500 rpm

MODELLO/MODEL MODELO/MODÈLE QVCS	Phases		Potenza/Power Potencia/Puissance		Q= Portata Delivery/Caudal Débit	H= Prevalenza Head/Altura Hauteur	RPM	DN
	1-ph	3-ph	hp	kw	m³/h	m		mm
150 100-12-7.5QG/2	-	•	10	7.5	100	12	3500	150

QVCS 150

CURVA DI PRESTAZIONE/PERFORMANCE CURVE/CURVA DE RENDIMIENTO/COURBE DE PERFORMANCE

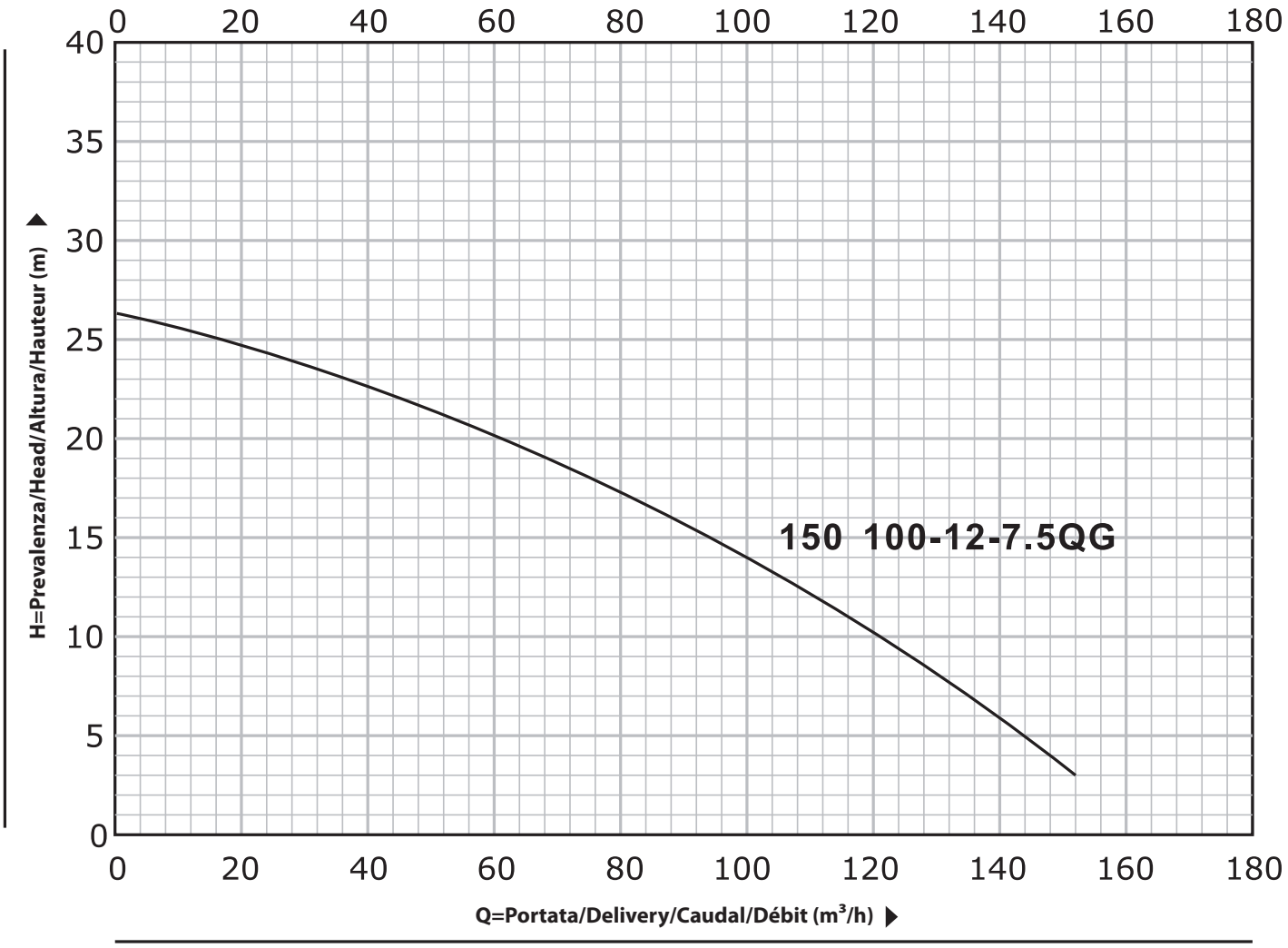

QVCS 150

DATI TECNICI/TECHNICAL DATA/DATOS TÉCNICOS/DONNÉES TECHNIQUES

60 Hz n=3500 rpm

MODELLO/MODEL MODELO/MODÈLE QVCS	Phases 1-ph	Phases 3-ph	Potenza/Power Potencia/Puissance hp	Potenza/Power Potencia/Puissance kw	Q= Portata Delivery/Caudal Débit m³/h	H= Prevalenza Head/Altura Hauteur m	RPM	DN mm
150 100-20-11/2	-	•	15	11	100	20	3500	150
150 120-25-15/2	-	•	20	15	120	25	3500	150
150 100-36-18.5/2	-	•	25	18.5	100	36	3500	150
150 100-40-22/2	-	•	30	22	100	40	3500	150

QVCS 150

CURVA DI PRESTAZIONE/PERFORMANCE CURVE/CURVA DE RENDIMIENTO/COURBE DE PERFORMANCE

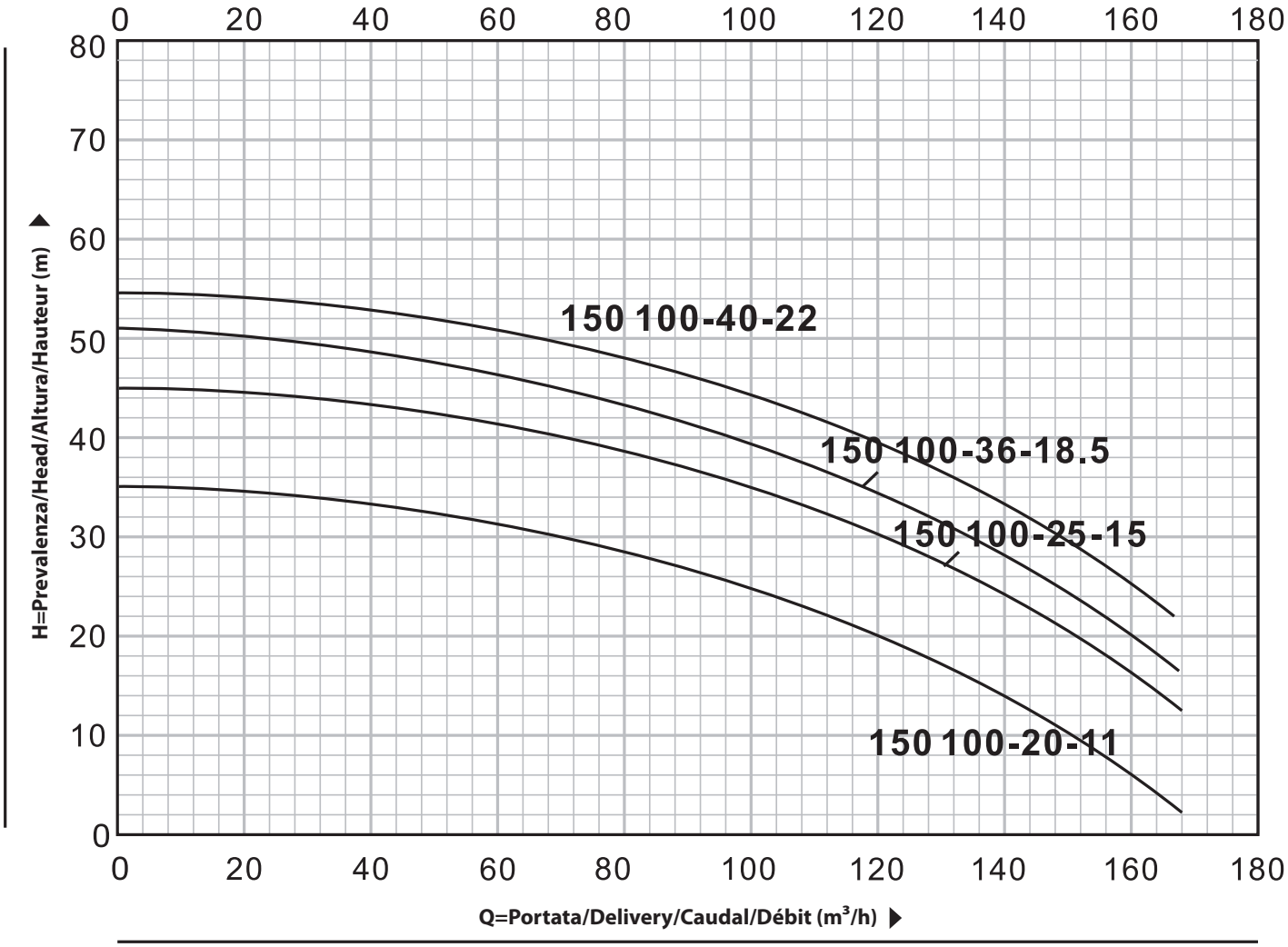

QVCS 150 4 poles

DATI TECNICI/TECHNICAL DATA/DATOS TÉCNICOS/DONNÉES TECHNIQUES 60 Hz n=1750 rpm

MODELLO/MODEL MODELO/MODÈLE QVCS	Phases 1-ph	Phases 3-ph	Potenza/Power Potencia/Puissance hp	Potenza/Power Potencia/Puissance kw	Q= Portata Delivery/Caudal Débit m³/h	H= Prevalenza Head/Altura Hauteur m	RPM	DN mm
150 150-15-11/4	-	•	15	11	150	15	1750	150
150 200-15-15/4	-	•	20	15	200	30	1750	150
150 250-15-18.5/4	-	•	25	18.5	250	11	1750	150
150 300-15-22/4	-	•	30	22	300	15	1750	150

QVCS 150 4 poles

CURVA DI PRESTAZIONE/PERFORMANCE CURVE/CURVA DE RENDIMIENTO/COURBE DE PERFORMANCE

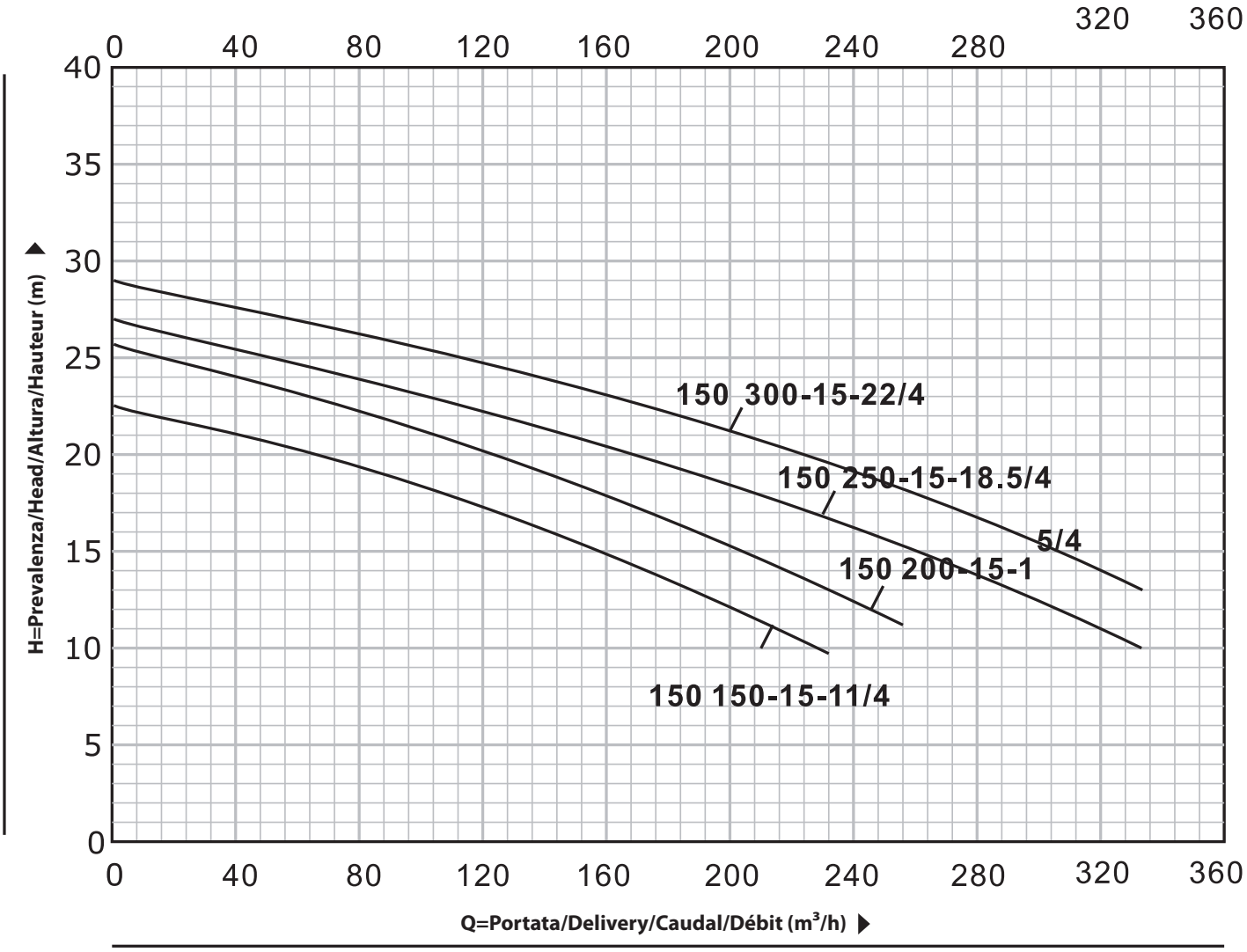

QVCS 200

DATI TECNICI/TECHNICAL DATA/DATOS TÉCNICOS/DONNÉES TECHNIQUES

60 Hz n=3500 rpm

MODELLO/MODEL MODELO/MODÈLE QVCS	Phases 1-ph	Phases 3-ph	Potenza/Power Potencia/Puissance hp	Potenza/Power Potencia/Puissance kw	Q= Portata Delivery/Caudal Débit m³/h	H= Prevalenza Head/Altura Hauteur m	RPM	DN mm
200 180-11-11/2	-	•	15	11	180	11	3500	200
200 180-15-15/2	-	•	20	15	180	15	3500	200
200 180-18-18.5/2	-	•	25	18.5	180	18	3500	200
200 200-20-22/2	-	•	30	22	200	20	3500	200

QVCS 200

CURVA DI PRESTAZIONE/PERFORMANCE CURVE/CURVA DE RENDIMIENTO/COURBE DE PERFORMANCE

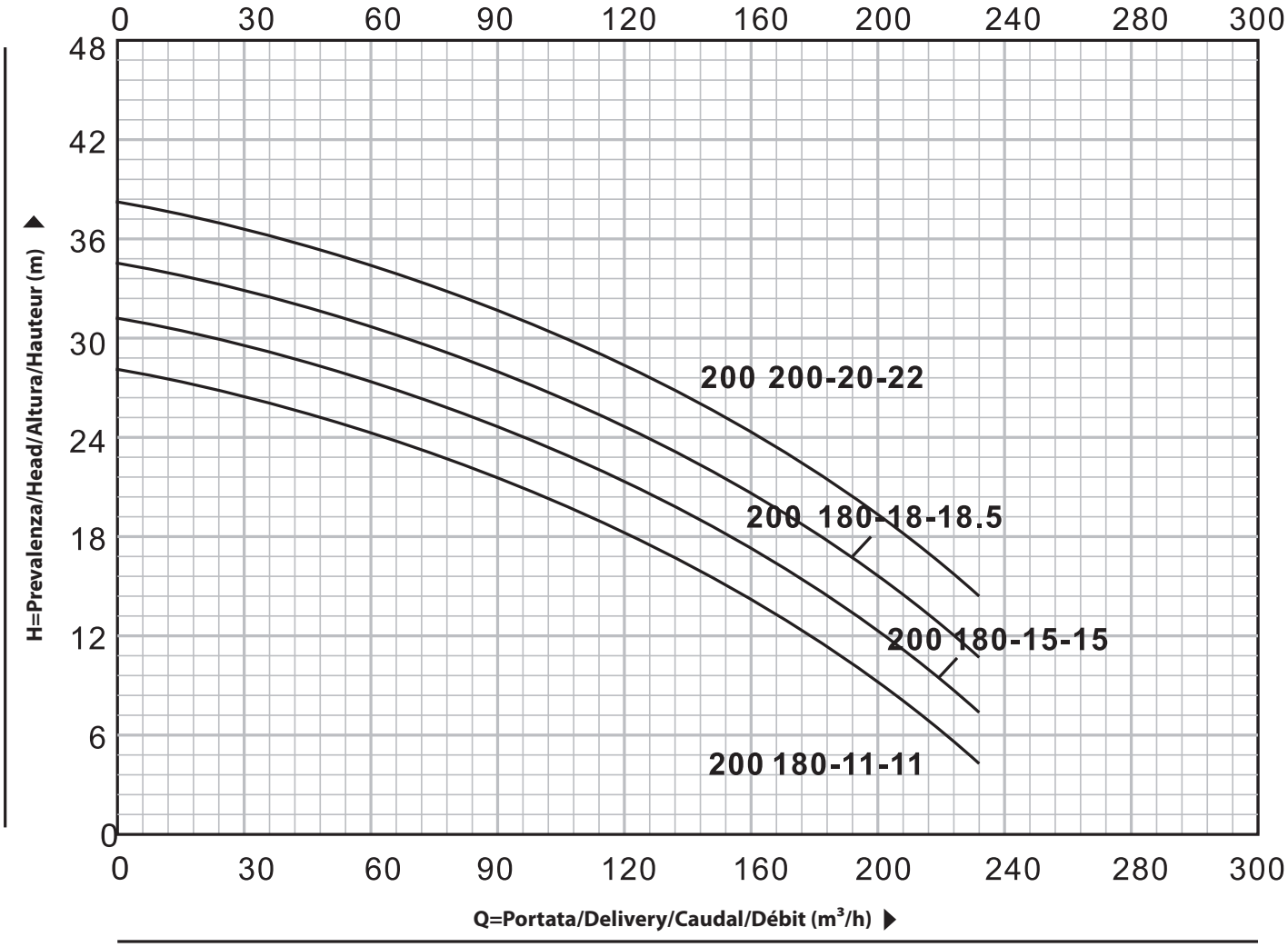

QVCS 200 4 poles

DATI TECNICI/TECHNICAL DATA/DATOS TÉCNICOS/DONNÉES TECHNIQUES 60 Hz n=1750 rpm

MODELLO/MODEL MODELO/MODÈLE QVCS	Phases		Potenza/Power Potencia/Puissance		Q= Portata Delivery/Caudal Débit	H= Prevalenza Head/Altura Hauteur	RPM	DN
	1-ph	3-ph	hp	kw	m³/h	m		mm
200 180-11-11/4	-	•	15	11	180	11	1750	200
200 250-11-15/4	-	•	20	15	250	15	1750	200
200 350-12-18.5/4	-	•	25	18.5	350	12	1750	200
200 400-10-22/4	-	•	30	22	400	10	1750	200
200 250-21-30/4	-	•	40	30	250	21	1750	200

QVCS 200 4 poles

CURVA DI PRESTAZIONE/PERFORMANCE CURVE/CURVA DE RENDIMIENTO/COURBE DE PERFORMANCE

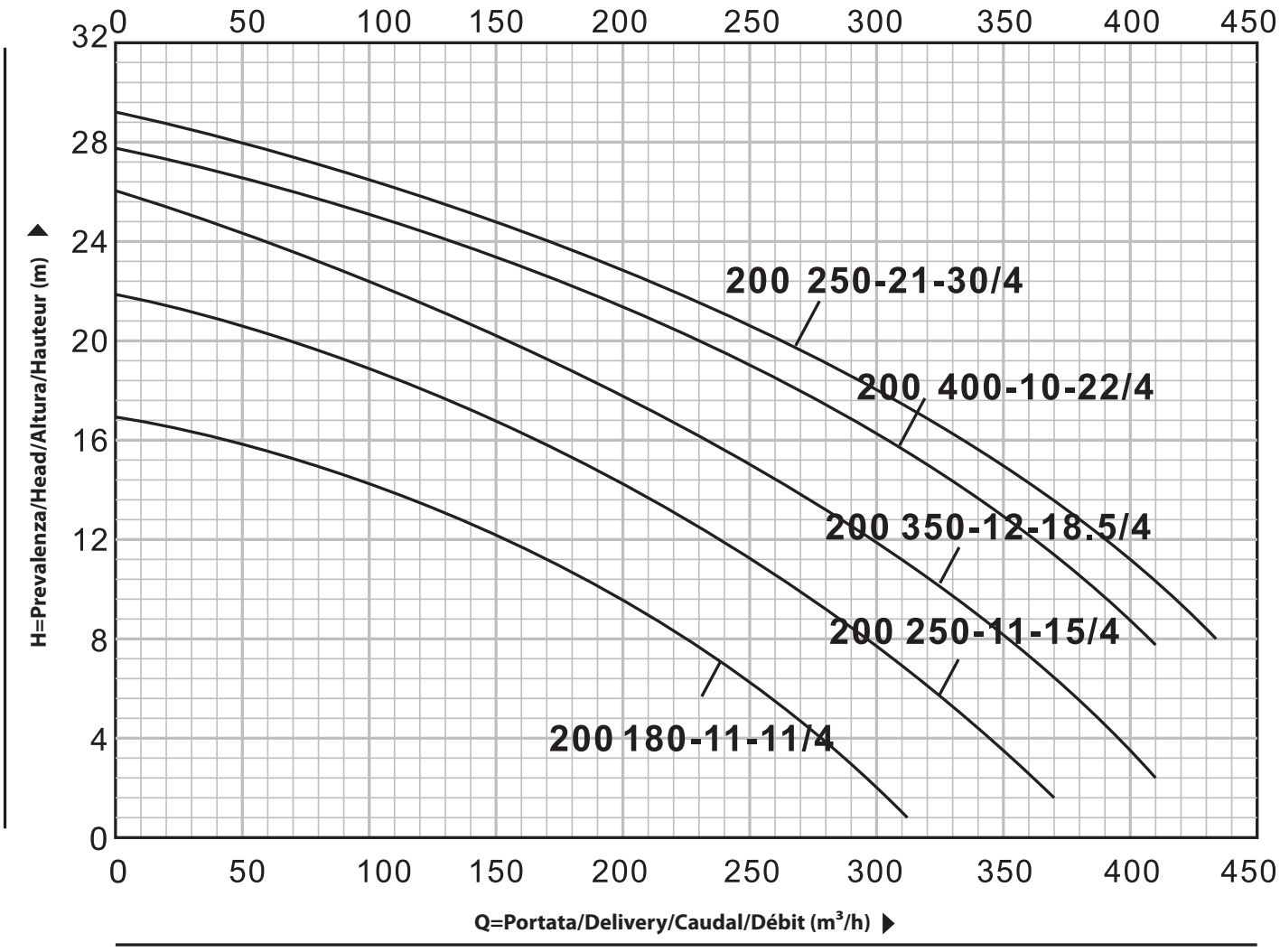

QVCS 250 4 poles

DATI TECNICI/TECHNICAL DATA/DATOS TÉCNICOS/DONNÉES TECHNIQUES 60 Hz n=1750 rpm

MODELLO/MODEL MODELO/MODÈLE QVCS	Phases		Potenza/Power Potencia/Puissance		Q= Portata Delivery/Caudal Débit	H= Prevalenza Head/Altura Hauteur	RPM	DN
	1-ph	3-ph	hp	kw	m³/h	m		mm
250 450-15-30/4	-	•	40	30	450	15	1750	250

QVCS 250 4 poles

CURVA DI PRESTAZIONE/PERFORMANCE CURVE/CURVA DE RENDIMIENTO/COURBE DE PERFORMANCE

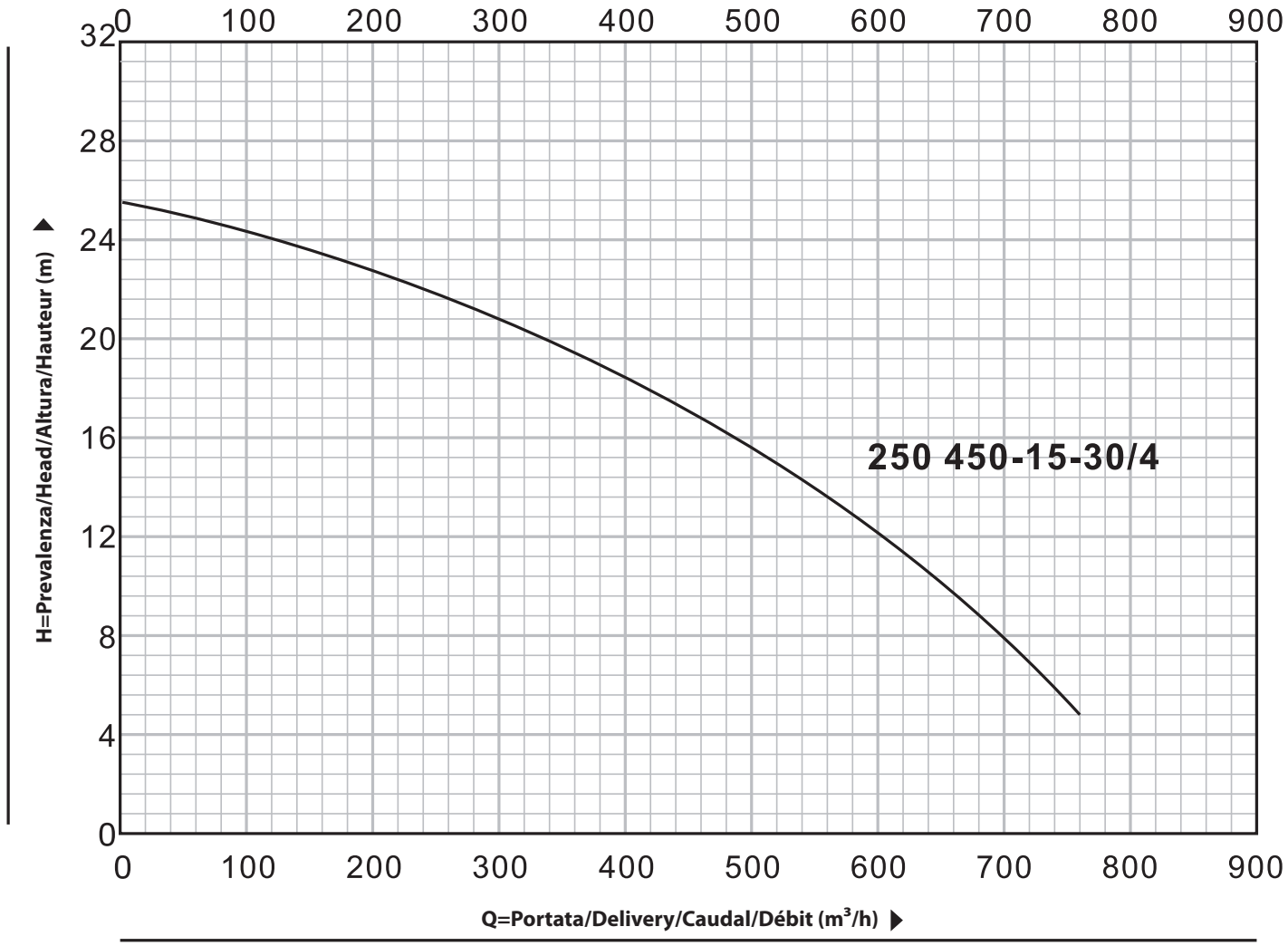

QVCS 300 4 poles

DATI TECNICI/TECHNICAL DATA/DATOS TÉCNICOS/DONNÉES TECHNIQUES 60 Hz n=1750 rpm

MODELLO/MODEL MODELO/MODÈLE QVCS	Phases		Potenza/Power Potencia/Puissance		Q= Portata Delivery/Caudal Débit	H= Prevalenza Head/Altura Hauteur	RPM	DN
	1-ph	3-ph	hp	kw	m³/h	m		mm
300 600-10-30/4	-	•	40	30	600	10	1750	300

QVCS 300 4 poles

CURVA DI PRESTAZIONE/PERFORMANCE CURVE/CURVA DE RENDIMIENTO/COURBE DE PERFORMANCE

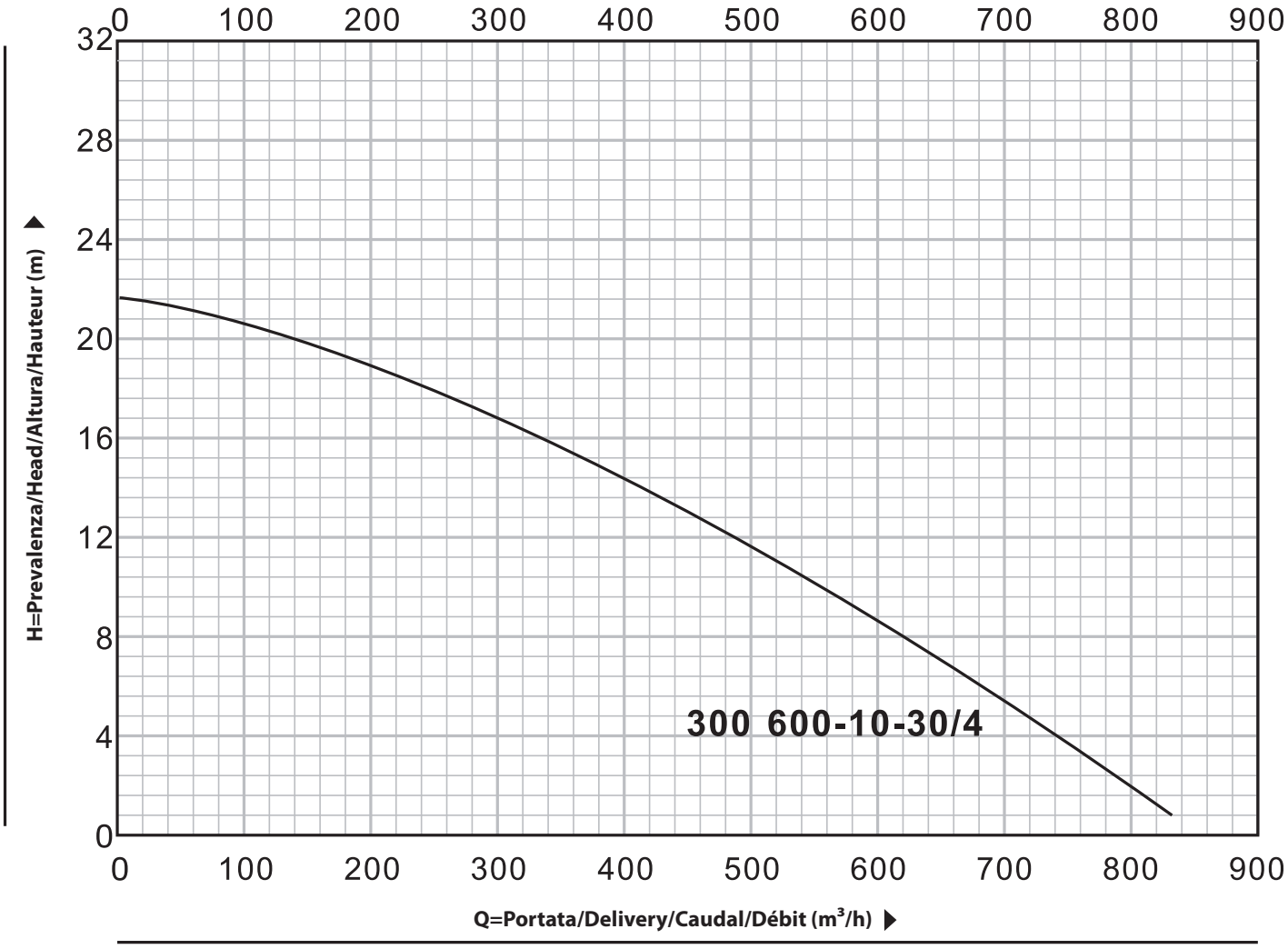

NOTES

QUADRA

MADE IN ITALY

www.quadra-italy.com

Clean

Civil

Industry

Fire



QSC

Pompa split case a doppia aspirazione
Double suction split case pump
Succión doble bomba de cámara partida
Pompe à double corps d'aspiration

60 Hz

QUADRA
MADE IN ITALY

www.quadra-italy.com





Clean

Civil

Industry

Fire

QSCM=Pompa split case a doppia aspirazione con motore
Double suction split case pump with motor
Succión doble bomba de cámara partida con motor
Pompe à double corps d'aspiration avec moteur

QSC= Pompa split case a doppia aspirazione
Double suction split case pump
Succión doble bomba de cámara partida
Pompe à double corps d'aspiration

QSC

Pompa split case a doppia aspirazione
Double suction split case pump
Succión doble bomba de cámara partida
Pompe à double corps d'aspiration

DESCRIZIONE/DESCRIPTION
DESCRIPCIONES/DESCRIPTION

Corpo pompa a voluta, con cassa divisa assialmente
Cassa pompa in ghisa EN-GJL-250, con rivestimento anticorrosivo.
Girante radiale a doppia aspirazione in AISI 304 o in ghisa EN-GJL-250
Manicotti di protezione dell'albero nella zona di tenuta
Disponibili con tenuta meccanica oppure con baderna
Cuscinetti volventi lubrificati a grasso, sigillati a vita
Affidabile, completo di motore elettrico o diesel per l'uso antincendio, ecc.

Axially split volute pump casing design
Pump case in EN-GJL 250 cast iron with anti-corrosive coating
Double-entry radial impeller in AISI 304 or EN-GJL 250 cast iron
Shaft protecting sleeves in the seal area
Mechanical seal and gland packing are both available
Grease-packed rolling element bearings sealed for life
Reliable complete with motor or diesel for fire fighting etc.

Diseño de carcasa de bomba de voluta dividida axialmente
Carcasa de la bomba en fundición gris EN-GJL-250,
con revestimiento anticorrosivo. Impulsor radial de doble aspiración
en AISI 304 o en EN-GJL-250. Mangas de protección del eje
en el área del sello. El sello mecánico y el empaque de la glándula
están disponibles. Rodamientos de elementos rodantes rellenos de grasa
Completamente confiable con motor o diesel para incendios etc.

Conception de corps de pompe à volute divisée axialement
Corps de pompe en fonte grise EN-GJL-250, avec revêtement anticorrosion
Roue radiale à double aspiration en AISI 304 ou en EN-GJL-250
Manchons de protection d'arbre dans la zone d'étanchéité
Le joint mécanique et le presse-étoupe sont disponibles
Roulements d'éléments roulants graissés scellés à vie
Fiable complet avec moteur ou diesel pour la lutte l'incendie etc.

RANGE DI POTENZA E PRESTAZIONI
POWER AND PERFORMANCE RANGE
RANGO DE POTENCIA Y PRESTACIONES
PLAGE DE PUISSANCE ET DE PERFORMANCES

HP/KW	8-1530 / 6-1140
Q	50÷4500 m³/h
H	8÷195 m

LIMITI DI UTILIZZO/USING LIMITS
LÍMITES UTILIZACIÓN/UTILISATION LIMITES

Temperatura del liquido tra -10 °C e +120 °C
Temperatura ambiente tra 0 °C e +50 °C
Pressione massima di esercizio 25 bar
Servizio continuo S

Liquid temperature between -10 °C and +120 °C
Ambient temperature between 0 °C and +50°C
Max. working pressure 25 bar
Continuous service S1

Temperatura del líquido de -10 °C hasta +120 °C
Temperatura ambiente de 0 °C hasta +50°C
Presión máxima en el cuerpo de la bomba 25 bar
Funcionamiento continuo S1

Température du liquide entre -10 °C et +120 °C
Température ambiante entre 0 °C et +50 °C
Max. pression de service 25 bar
Service continu S1

CODICE MODELLO/MODEL CODE
CÓDIGO MODELO/CODE MODÈLE

Esempio/For example/Por ejemplo/Par exemple

QSC 100 - 250 A 1

1/2/3/4= Tipo di girante da taglio
Cutting impeller type
Tipo de impulsor de corte
Type de roue de coupe

A/B=Tipo girante A/B
Impeller type A/B
Tipo de impulsor A/B
Type de roue A/B

250= Dimensioni nominali della girante (mm)
Nominal impeller size (mm)
Tamaño nominal del impulsor (mm)
Taille nominale de la roue (mm)

100= Dimensioni mandata (mm)
Discharge size (mm)
Tamaño de descarga (mm)
Taille de décharge (mm)

QSC=Pompa split case a doppia aspirazione 2 poli - 3500 rpm
Double suction split case pump 2 poles - 3500 rpm
Succiòn doble bomba de càmara partida 2 polos - 3500 rpm
Pompe à double corps d'aspiration 2 pôles - 3500 rpm

QSC4=Pompa split case a doppia aspirazione 4 poli - 1750 rpm
Double suction split case pump 4 poles - 1750 rpm
Succiòn doble bomba de càmara partida 4 polos - 1750 rpm
Pompe à double corps d'aspiration 4 pôles - 1750 rpm

QSC

DATI TECNICI/TECHNICAL DATA/DATOS TÉCNICOS/DONNÉES TECHNIQUES

QSC — 60 Hz n=3500 rpm

MODELLO MODEL MODELO MODÈLE	Q=Portata Delivery Caudal Débit m³/h	H=Prevalenza Head/Altura Hauteur m	Potenza Power Potencia Puissance kw	DN mm
80-210A1	131-164-197	60.5-55-50	26.8-29.9-33.4	125x80
80-210A2	121-151-181	52-47.5-42.2	21.6-24.1-26.1	125x80
80-210A3	115-144-173	44-39-35	17.8-19-21.1	125x80
80-210A4	110-137-164	37-33.5-27.7	14.7-16-16.7	125x80
80-210B1	107-134-160	55.5-51-46	20.5-22.9-25.1	125x80
80-210B2	106-133-159	47.7-43.5-37	17.6-19.3-20	125x80
80-210B3	100-124-149	40-36-30	14.4-15.6-16.5	125x80
80-210B4	91-113-136	35-31-27	12.1-12.9-13.9	125x80
80-270A1	166-207-248	97.5-90-79	57-64.6-70.8	125x80
80-270A2	156-194-233	83.5-77-69	46.6-52.6-58.1	125x80
80-270A3	147-184-220	70-63.5-55	37.5-41.8-44.6	125x80
80-270A4	138-173-198	56.5-50-45	28.7-31.4-32.8	125x80
80-270B1	137-171-205	91-82.5-72.5	44.6-49.9-54.1	125x80
80-270B2	122-153-184	79.5-71.5-67	35.6-39.1-44.7	125x80
80-270B3	115-144-173	66.8-60-53	28.5-31.3-33.7	125x80
80-270B4	110-137-164	54.5-49-42	22.4-24.5-25.9	125x80
100-250A1	230-288-346	83-75-67	64.2-70.9-78.4	150x100
100-250A2	219-274-328	69-63-55	51.9-58.3-62.3	150x100
100-250A3	209-261-313	59-52-46.5	43.5-46.8-51.5	150x100
100-250A4	193-240-290	49-45-37	33.9-37.7-39.2	150x100
100-250B1	196-245-294	75-68-59	50-55.6-59.8	150x100
100-250B2	180-223-268	65-59-51	40.6-44.7-47.9	150x100
100-250B3	165-205-246	56-51-44	32.9-36.8-38.8	150x100
100-250B4	150-190-227	48-43-38	26.4-29.1-31.1	150x100
100-310A1	294-367-440	135-123-105	137.7-153.8-164	150x100
100-310A2	268-335-402	116-106-92	108-121.4-131	150x100
100-310A3	242-302-363	98-90-80	82.7-93.5-102.5	150x100
100-310A4	182-227-333	86-81-63	62-68-76	150x100
100-310B1	226-283-340	130-119-105	105-117.4-128.5	150x100
100-310B2	208-260-310	111-103-90	81.8-93.7-100	150x100
100-310B3	200-250-300	92-84-74	65.8-72.8-80.5	150x100
100-310B4	187-234-281	78-69-60	53.1-57.1-61.2	150x100
125-230A1	426-541-639	68-60-48	93.8-101.8-101.9	200x125
125-230A2	392-490-585	60-52-43.5	78.1-82.1-84.4	200x125
125-230A3	363-454-544	50-43.5-35	63.4-65.1-66.6	200x125
125-230A4	340-425-489	40-34-30	49.4-50.8-52.5	200x125
125-230B1	377-472-566	68-60.5-51	84.2-92-101.5	200x125
125-230B2	349-436-523	60-53-44	70.3-74.8-77.2	200x125
125-230B3	328-410-493	52-45-37	60.1-61.3-63.3	200x125
125-230B4	305-382-458	42.5-37-30	47.1-49.9-49.9	200x125
125-290A1	428-535-642	117-108-95	166-187-202	200x125
125-290A2	397-497-596	97-88-75	131-145-153	200x125
125-290A3	363-454-544	80-72-62	101-111-117	200x125
125-290A4	323-403-484	65-57-47	74.7-80.2-80.5	200x125
125-290B1	383-480-575	113-100-85.5	145-157-166	200x125
125-290B2	348-436-523	93.5-83.5-70	112-121-126	200x125
125-290B3	308-385-462	78-70-60	84.5-93-96.9	200x125
125-290B4	274-342-410	60-55-47	59.6-67.4-70	200x125

QSC4 — 60 Hz n=1750 rpm

MODELLO MODEL MODELO MODÈLE	Q=Portata Delivery Caudal Débit m³/h	H=Prevalenza Head/Altura Hauteur m	Potenza Power Potencia Puissance kw	DN mm
80-210A1	66-83-100	15-13.8-12.2	3.4-3.8-4.2	125x80
80-210A2	61-76-90	13-11.8-10.5	2.7-3-3.3	125x80
80-210A3	58-72-87	11-9.8-8.7	2.2-2.4-2.6	125x80
80-210A4	55-69-83	9.1-8.2-7	1.8-2-2.1	125x80
80-210B1	52-65-78	14.2-12.8-10	2.6-2.8-3.1	125x80
80-210B2	52-64-77	12-10.8-11.7	2.1-2.4-3.1	125x80
80-210B3	50-61-73	10-9-7.8	1.8-1.9-2	125x80
80-210B4	47-58-70	8.7-7.6-6.5	1.5-1.6-1.8	125x80
80-270A1	83-104-125	24-22.5-19.5	7-8.1-8.8	125x80
80-270A2	80-99-120	21.3-19-17	6.1-6.6-7.4	125x80
80-270A3	72-90-108	17.5-16-13.7	4.6-5.2-5.4	125x80
80-270A4	67-84-100	13.8-13-11.5	3.4-4-4.3	125x80
80-270B1	68-85-102	23.1-20.7-18.2	5.7-6.2-6.7	125x80
80-270B2	61-77-92	20-18.1-16	4.5-5-5.3	125x80
80-270B3	58-72-86	16.5-15-13.2	3.5-3.9-4.2	125x80
80-270B4	53-67-80	13.8-12.5-10.8	2.7-3.1-3.2	125x80
80-370A1	90-113-136	42-38.8-33.5	14.8-16.2-17.3	125x80
80-370A2	80-99-120	35-33-29.1	10.6-12.1-13.3	125x80
80-370A3	70-88-106	29.3-27.5-24.7	8.2-9.4-10.2	125x80
80-370A4	65-81-98	23.8-22.5-20	6.4-7.4-8	125x80
80-370B1	80-99-120	38.8-35.5-31.3	11.8-13.1-14.3	125x80
80-370B2	72-90-108	34.1-30.8-26.3	9.7-10.8-11.4	125x80
80-370B3	60-76-90	27.5-25.5-22.5	7-8-8.5	125x80
80-370B4	53-67-80	21.3-20-17.5	4.9-5.7-6	125x80
100-250A1	115-144-173	21.2-18.8-17.5	8.2-8.9-10	150x100
100-250A2	112-140-167	17.5-15.8-13.2	6.7-7.4-7.7	150x100
100-250A3	100-126-150	14.5-13.5-11.9	5.1-5.9-6.3	150x100
100-250A4	97-120-145	12.2-11.2-9.5	4.2-4.7-5	150x100
100-250B1	98-122-147	18.8-17-15	6.2-7-7.6	150x100
100-250B2	90-112-135	16.3-14.5-12.7	5.1-5.6-6	150x100
100-250B3	85-106-128	13.7-12.5-11.3	4.1-4.7-5.3	150x100
100-250B4	75-94-113	12.1-11-9.6	3.3-3.7-3.9	150x100
100-310A1	148-185-222	34-31-26.8	17.4-19.6-21	150x100
100-310A2	133-166-200	29.3-27-24.3	13.4-15.3-17	150x100
100-310A3	120-151-180	24.8-22.5-20	10.5-11.7-12.8	150x100
100-310A4	112-140-162	20.2-18.5-16.2	7.9-9-9.2	150x100
100-310B1	112-140-168	32.5-29.5-25	13-14.1-15.5	150x100
100-310B2	106-133-160	27.5-25.5-22	10.4-11.6-12.8	150x100
100-310B3	100-124-150	23-21.2-18	8.2-9-9.8	150x100
100-310B4	94-117-140	19.4-17-15	6.5-6.9-7.6	150x100
100-375A1	148-185-220	57-51-44.2	31.4-33.5-36	150x100
100-375A2	133-167-200	47.3-46-38	24.5-28.3-29.2	150x100
100-375A3	124-155-186	41-38-31	20.3-22.6-23.1	150x100
100-375A4	108-135-162	32.5-30.3-25.3	14.4-14.5-16.8	150x100
100-375B1	130-162-195	56.2-52-45.8	28.4-31.4-35.9	150x100
100-375B2	114-142-170	47.5-44-39	22.2-23.7-27.3	150x100
100-375B3	105-130-157	40-37.5-32.5	17.7-18.8-21.7	150x100
100-375B4	92-115-138	30.8-28.7-25	12.7-14.3-15.4	150x100

QSC

TECHNICAL DATA/DATOS TÉCNICOS/DONNÉES TECHNIQUES

QSC4 — 60 Hz n=1750 rpm

MODELLO MODEL MODELO MODÈLE	Q=Portata Delivery Caudal Débit m³/h	H=Prevalenza Head/Altura Hauteur m	Potenza Power Potencia Puissance kw	DN mm
125-230A1	220-274-328	17-14.8-12	12.1-12.9-13.1	200x125
125-230A2	193-241-290	15-13.2-10.8	9.7-10.3-10.4	200x125
125-230A3	184-230-277	12.6-10.6-8	8-8.1-8.1	200x125
125-230A4	167-209-250	10.3-8.7-6.8	6.4-6.4-6.4	200x125
125-230B1	190-238-307	17-15.1-11.5	10.5-11.6-12	200x125
125-230B2	170-212-255	15-13.5-11.4	8.6-9.3-9.7	200x125
125-230B3	164-205-246	13-11.5-9.2	7.5-7.8-7.9	200x125
125-230B4	156-195-223	10.5-9.1-7.7	5.9-6.2-6.3	200x125
125-290A1	215-269-323	29.2-27-23.5	20.8-23.6-25.2	200x125
125-290A2	195-243-292	24.4-22-19.6	16.1-17.8-19.5	200x125
125-290A3	178-223-268	20-18-15.5	12.3-13.7-14.4	200x125
125-290A4	161-202-242	16.3-14.2-11.8	9.3-10-10.2	200x125
125-290B1	193-241-290	27.5-25-21.3	17.8-19.8-20.6	200x125
125-290B2	174-218-261	23.4-21-17.5	13.9-15.2-16	200x125
125-290B3	157-196-235	19-17.5-15	10.4-11.8-12.3	200x125
125-290B4	138-173-207	15.1-13.7-11.3	7.7-8.5-8.6	200x125
125-365A1	245-310-360	50-47-44	41.2-47.2-52.3	200x125
125-365A2	225-281-337	41.6-39-35.6	31.8-36-40.4	200x125
125-365A3	205-256-307	33.7-31.5-28.2	24.2-26.8-29.8	200x125
125-365A4	184-230-278	25.5-24-20.9	16.9-18.8-20.2	200x125
125-365B1	222-277-333	46.3-43-38.8	35.4-40.1-44	200x125
125-365B2	202-252-302	39.8-37-32.8	28-31.8-34.2	200x125
125-365B3	182-227-272	32.6-30.5-27.5	21.4-24.5-26.8	200x125
125-365B4	158-198-238	26.3-24.5-21.8	14.9-17.4-18.8	200x125
125-500A1	262-328-393	82-76-70	73.7-82.7-96.4	200x125
125-500A2	233-292-342	70-66.5-62	56.7-67.3-74.8	200x125
125-500A3	205-256-307	60-56-51.5	44-50.6-56.6	200x125
125-500A4	184-230-252	50-47-45	34.2-38.8-40.7	200x125
125-500B1	235-293-352	75-69.5-63	61.7-70.3-78.5	200x125
125-500B2	217-272-326	65-60.5-55	50.1-57.4-64.3	200x125
125-500B3	181-227-272	57-53-48.3	37.5-42.5-47.3	200x125
125-500B4	161-202-234	47.5-45-40	28.2-32.5-34.5	200x125
150-290A1	354-443-531	24-21-17.5	27.1-29.1-30.3	200x150
150-290A2	323-403-484	21-18-15	22.2-23-24	200x150
150-290A3	302-378-454	17.5-15-12.3	18-18.4-19.1	200x150
150-290A4	280-350-396	13.7-11.5-10	13.9-14.2-14.2	200x150
150-290B1	317-396-475	23.4-20.4-16.6	24-25.6-25.7	200x150
150-290B2	302-378-454	20-17-13.7	19.9-20.6-20.7	200x150
150-290B3	282-353-423	17.5-14.5-11.3	16.6-16.6-16.5	200x150
150-290B4	265-331-378	14-11.5-9.8	13-13-13.3	200x150
150-360A1	357-446-536	41.3-38-34.2	48.4-54.3-60.4	200x150
150-360A2	323-403-484	34.2-31-26.3	36.9-41-42.9	200x150
150-360A3	298-370-445	28.7-25-21	29.4-31.2-32.3	200x150
150-360A4	265-331-398	23.4-20-16.7	22.1-23.1-23.3	200x150
150-360B1	325-407-488	39.2-35-30	42.3-46.2-49.3	200x150
150-360B2	294-367-440	33-29.5-25	32.8-36-37.5	200x150
150-360B3	267-334-400	27.5-25-21.3	25.4-28.5-29.8	200x150
150-360B4	233-292-350	22.8-20.5-17.5	19.2-20.9-22	200x150
150-460A1	412-515-618	71-66-60	99.4-112.8-126.2	200x150
150-460A2	377-472-566	58-54.5-48	75.2-86.4-94.9	200x150
150-460A3	346-432-516	47.5-43.5-37	57-64-69.7	200x150
150-460A4	317-396-475	38-35-28.2	42.6-48.1-50.7	200x150
150-460B1	350-440-527	65-60-53.5	78.3-88.6-97.6	200x150
150-460B2	323-403-484	54-50-44.5	60.3-68.2-75.2	200x150
150-460B3	300-375-450	44.4-40-34.5	46.5-51-57.1	200x150
150-460B4	260-324-390	35.5-33-28.4	33.5-37.3-40.7	200x150
150-605A1	467-583-700	112-105-95.5	182.6-206-233.4	200x150
150-605A2	440-550-648	96-88.5-81	151.1-168-187.5	200x150
150-605A3	412-515-605	82-75-68	120-134.8-151.4	200x150
150-605A4	378-472-526	67.5-61.5-55.2	92.3-102.6-106.8	200x150

QSC4 — 60 Hz n=1750 rpm

MODELLO MODEL MODELO MODÈLE	Q=Portata Delivery Caudal Débit m³/h	H=Prevalenza Head/Altura Hauteur m	Potenza Power Potencia Puissance kw	DN mm
150-605B1	430-536-617	98-90-82	149.2-166.4-181.5	200x150
150-605B2	392-490-576	85-78-70	118.9-133.3-148.1	200x150
150-605B3	357-446-535	75-68.5-60	96.2-108.2-118.4	200x150
150-605B4	323-403-484	62.5-57.5-50	73.4-83.1-91.6	200x150
200-320A1	556-695-834	34-30-25	60-64.9-67.2	250x200
200-320A2	518-648-778	29-25.5-21.3	48.8-52-54	250x200
200-320A3	481-601-720	25-21.3-17.2	40.7-41-42.3	250x200
200-320A4	440-550-612	18.9-17-15.3	29-32.3-32.9	250x200
200-320B1	510-637-765	32.3-28-23.4	52.7-56.2-58	250x200
200-320B2	475-594-713	28.5-24.5-20	44-46.1-46.9	250x200
200-320B3	445-558-670	23.8-21-17.2	35.6-38-38.4	250x200
200-320B4	412-515-595	20-17-14.2	28.8-29.1-29.5	250x200
200-420A1	567-709-850	57-52-47	104-116-129	250x200
200-420A2	504-630-756	47.5-42.5-37.5	79.1-86.3-93.1	250x200
200-420A3	458-572-687	40-35.5-30	62-66.7-68.8	250x200
200-420A4	409-511-613	32.5-27.5-24	45.8-49-50.1	250x200
200-420B1	518-648-778	54-48.5-42	90.8-99.1-107	250x200
200-420B2	467-583-700	45-40.5-35	69.8-76.6-81.9	250x200
200-420B3	423-530-635	38-34.5-29	54.8-60.6-63.1	250x200
200-420B4	375-468-562	31.5-28-24	41.5-45.8-47.5	250x200
200-520A1	654-817-980	97-91-83	210-241-272	250x200
200-520A2	605-756-907	82.5-76.5-70	170-192-215	250x200
200-520A3	565-706-847	67-62.5-55	132-148-163	250x200
200-520A4	518-647-778	52.3-47.5-42	98-107-117	250x200
200-520B1	558-734-880	88-81.7-73.2	175-197-219	250x200
200-520B2	556-695-834	74-68-60	141-159-172	250x200
200-520B3	524-655-786	60-55-48.8	109-123-134	250x200
200-520B4	478-598-717	48-43.5-38	81-91-98	250x200
200-670A1	634-792-936	157.5-150-140	350-404-457	250x200
200-670A2	596-745-894	134.5-127-114.5	285-328-367	250x200
200-670A3	562-702-842	114.5-107-95.5	231-266-293	250x200
200-670A4	527-659-770	95.5-88-80	183-208-227	250x200
200-670B1	576-720-864	142-132.5-120	289-329-372	250x200
200-670B2	530-662-795	123-114.5-104	231-263-296	250x200
200-670B3	493-616-720	106-98.5-90	187-212-232	250x200
200-670B4	455-569-683	90-83-73	149-167-184	250x200
250-370A1	840-1051-1260	44-39-33.5	118-127-137	300x250
250-370A2	795-994-1192	37.5-33-27.7	99-104-109	300x250
250-370A3	755-943-1131	31.5-27-21	83-83.6-83.6	300x250
250-370A4	756-871-1008	23-20-16	62.3-61.2-57.8	300x250
250-370B1	823-1029-1235	42.3-37-31	112-119-124	300x250
250-370B2	775-968-1162	37-32-27	94.9-98.1-103.6	300x250
250-370B3	732-914-1097	32-27-22	79.7-80-82.2	300x250
250-370B4	680-850-1020	25.6-22-17	61.6-62.1-61.3	300x250
250-480A1	938-1173-1408	73.5-66-58	222-239-262	300x250
250-480A2	864-1080-1296	60.5-55-47.5	166-188-202	300x250
250-480A3	800-1000-1200	50-45.5-38	136-149-160	300x250
250-480A4	743-929-1115	42-37.5-32	110-119-126	300x250
250-480B1	864-1044-1296	62-55.5-45	177-191-199	300x250
250-480B2	780-976-1171	53.5-47-42	141-149-163	300x250
250-480B3	708-886-1063	45-40.5-34	111-121-126	300x250
250-480B4	642-803-963	40-34.5-28.5	94.6-96.1-98.4	300x250
250-600A1	994-1242-1490	126-116-105	411-467-520	300x250
250-600A2	933-1166-1400	108-100-90	333-380-421	300x250
250-600A3	867-1084-1300	90-83-73.5	262-295-322	300x250
250-600A4	800-1000-1200	74-66-60	201-218-244	300x250
250-600B1	835-1044-1253	114-104-91.5	320-356-381	300x250
250-600B2	772-965-1158	98-90-80	255-287-311	300x250
250-600B3	700-875-1050	80.3-74.5-66	192-218-235	300x250
250-600B4	640-800-960	67.5-62-56.5	149-168-186	300x250

QSC

TECHNICAL DATA/DATOS TÉCNICOS/DONNÉES TECHNIQUES

QSC4 — 60 Hz — n=1750 rpm

MODELLO MODEL MODELO MODÈLE	Q=Portata Delivery Caudal Débit m³/h	H=Prevalenza Head/Altura Hauteur m	Potenza Power Potencia Puissance kw	DN mm
300-300A1	878-1098-1318	28.8-24.5-20	83.8-85.2-89.4	350x300
300-300A2	835-1044-1253	23.5-19.8-15	66.4-66.6-63.2	350x300
300-300A3	806-1008-1210	19-15.5-11.4	52.8-51.9-48.2	350x300
300-300A4	772-965-1158	15-11.5-7.5	41.5-37.8-32	350x300
300-300B1	745-936-1123	26.2-23-20	64.4-69-72.9	350x300
300-300B2	691-864-1037	24-20-15.8	56.2-56-55.1	350x300
300-300B3	639-800-960	20-16.7-13.5	45.5-44.9-44.6	350x300
300-300B4	560-700-840	17.5-15-12	37.1-37.1-36.1	350x300
300-435A1	1342-1677-2012	60-53-46	257-275-295	400x300
300-435A2	1262-1577-1892	52-45-37.5	213-223-230	400x300
300-435A3	1181-1476-1771	42.5-36.5-28.5	171-175-172	400x300
300-435A4	1088-1360-1530	33.8-27.5-24	132-129-128	400x300
300-435B1	1396-1620-1944	57.5-51.5-43.5	240-260-273	400x300
300-435B2	1215-1519-1823	51.5-45-37.5	206-215-222	400x300
300-435B3	1138-1422-1706	43.5-37.5-30	168-173-174	400x300
300-435B4	1066-1332-1598	35-30.5-24.8	130-136-138	400x300
300-560A1	1397-1745-2095	101.5-94-83.5	454-520-570	400x300
300-560A2	1316-1645-1974	83.5-76-67	357-398-433	400x300
300-560A3	1258-1573-1888	68-63-54	281-313-339	400x300
300-560A4	1213-1516-1819	57-50-42	232-247-260	400x300
300-560B1	1238-1548-1858	88.5-80-70	359-399-427	400x300
300-560B2	1158-1447-1736	75-67-57	286-316-331	400x300
300-560B3	1089-1361-1633	64-57-50	235-255-273	400x300
300-560B4	1026-1282-1538	53-47.5-41	186-204-213	400x300
300-700A1	1469-1836-2070	170-160-151	810-941-1012	400x300
300-700A2	1388-1735-2082	147-136-125	662-760-854	400x300
300-700A3	1298-1623-1948	122-112-100	521-567-647	400x300
300-700A4	1230-1537-1845	100-91-80	408-454-500	400x300

QSC4 — 60 Hz — n=1750 rpm

MODELLO MODEL MODELO MODÈLE	Q=Portata Delivery Caudal Débit m³/h	H=Prevalenza Head/Altura Hauteur m	Potenza Power Potencia Puissance kw	DN mm
300-700B1	1350-1688-2026	152-139-124	679-765-840	400x300
300-700B2	1258-1573-1888	130-119-105	544-614-667	400x300
300-700B3	1160-1450-1740	108-99-87	422-474-512	400x300
300-700B4	1074-1342-1610	90-81-71.5	328-361-391	400x300
350-360A1	1385-1731-2077	37.5-32-25	171-175-175	400x350
350-360A2	1354-1692-2030	32-26.5-20	146-144-138	400x350
350-360A3	1313-1641-1969	26.5-21-15	120-113-103	400x350
350-360A4	1282-1602-1922	20-15-9	91-81-64	400x350
350-360B1	1138-1422-1706	35.5-31-25.8	133-140-144	400x350
350-360B2	1068-1335-1602	30.5-26.3-21.3	110-114-115	400x350
350-360B3	1016-1270-1524	25.6-22.5-17.5	90-95-93	400x350
350-360B4	950-1188-1397	21.5-17.8-13.7	74-74-71	400x350
350-430A1	2194-2743-3292	49.5-43.5-35	353-371-371	450x350
350-430A2	2108-2635-3162	41.5-35-27	291-294-281	450x350
350-430A3	2050-2563-3076	33-27.5-20	231-229-210	450x350
350-430A4	1987-2484-2981	27-21.5-15	187-180-160	450x350
350-430B1	1786-2232-2678	48-42.5-35	277-299-303	450x350
350-430B2	1670-2088-2506	42.5-36-28.8	237-242-240	450x350
350-430B3	1590-1987-2384	35-30-23.5	193-198-195	450x350
350-430B4	1486-1858-2230	30-25-18.5	160-161-148	450x350
350-510A1	2088-2610-3132	80-70-60	529-562-605	400x350
350-510A2	1944-2430-2916	68-60-50	426-456-473	400x350
350-510A3	1786-2232-2678	57.5-50-40	345-353-360	400x350
350-510A4	1656-2070-2484	45-38-30	267-271-264	400x350
350-510B1	1958-2448-2938	76-67-57	466-508-531	400x350
350-510B2	1814-2268-2722	67.5-59.5-50	393-422-436	400x350
350-510B3	1670-2088-2506	58-50-41.5	320-335-344	400x350
350-510B4	1555-1944-2333	47.5-41.5-34.5	258-265-274	400x350
350-590A1	3036-3795-4500	100-90-78	956-1046-1139	500x350
350-590A2	2834-3543-4162	88-77.2-66	800-857-891	500x350
350-590A3	2604-3255-3906	74-64.3-53	648-663-688	500x350
350-590A4	2556-3020-3623	56-48.9-40.6	497-509-517	500x350

QSC

CURVA DI PRESTAZIONE/PERFORMANCE CURVE/CURVA DE RENDIMIENTO/COURBE DE PERFORMANCE

QSC — 60 Hz — n=3500 rpm

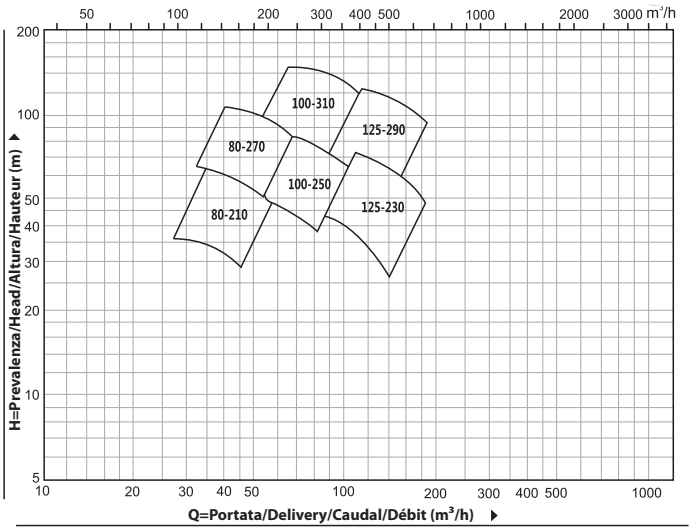

QSC4 — 60 Hz — n=1750 rpm

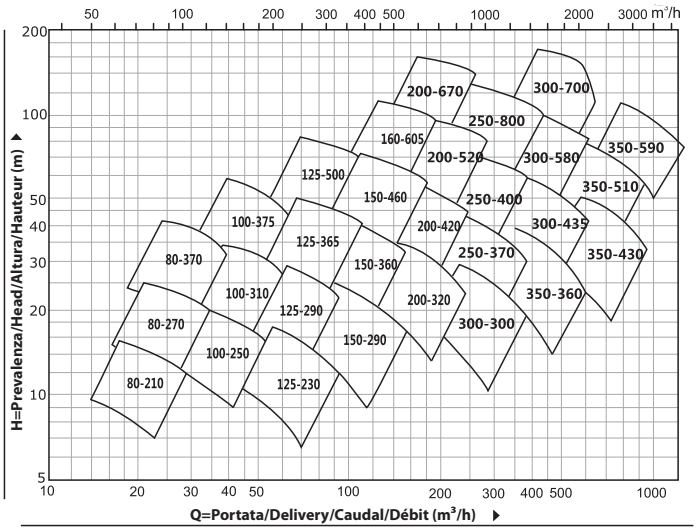

QSC

DESCRIZIONE MATERIALE/MATERIAL DESCRIPTION/DESCRIPCIÓN DE MATERIAL/DESCRIPTION DU MATÉRIEL



No.	Descrizione/Description Descripción/Description	Materiale/Material Material/Matériel
1	Anello di blocco Block ring Anillo de bloqueo Bague bloc	Gomma Rubber Caucho Caoutchouc
2	Guarnizione O-ring Junta Tórica Joint Torique	Gomma Rubber Caucho Caoutchouc
3	Tubo di lavaggio Flushing pipe Tubo de enjuague Tuyau de rinçage	AISI 304
4	Anello di tenuta Packing ring Arandela Anneau d'emballage	Grafite Carbon Grafito Carbon
5	Valvola Valve Valva Soupape	Ottone Brass Bronce Laiton
6	Cover pompa Pump cover tapa de bomba Couvercle de pompe	Ghisa Cast Iron Fundición Fonte
7	Tappo di sfiato Vent plug Enchufe de ventilación Bouchon d'aération	Ottone Brass Bronce Laiton

No.	Descrizione/Description Descripción/Description	Materiale/Material Material/Matériel
8	Sede della tenuta Seal house Casa de sello Maison du phoque	Ghisa Cast Iron Fundición Fonte
9	Cuscinetto Bearing Cojinete Palier	Cuscinetto a sfera Ball bearing Bola rodamiento Roulement bille
10	Rondella di blocco Lock washer Arandela de bloquear Rondelle frein	Acciaio Steel Acero Acier
11	Albero Shaft Eje Arbre	AISI 304 - Acciaio C45 AISI 304 – C45 Steel AISI 304 – Acero C45 AISI 304 – Acier C45
12	Chiavetta albero Shaft Key Chaveta Eje Clé d'arbre	Ferro Iron Hierro Le fer
13	Flangia di ingresso Input flange Brida de entrada Bride d'entrée	Ghisa Cast Iron Fundición Fonte
14	Bullone Bolt Perno Boulon	Acciaio Steel Acero Acier

No.	Descrizione/Description Descripción/Description	Materiale/Material Material/Matériel
15	Tenuta a baderna (tenuta meccanica) Gland seal(Mechanical Seal) Sello glándula(Cierre Mecánico) Joint étoupe (Joint mécanique)	SiC-Grafite-AISI 304 SiC-Carbon-AISI 304 SiC-Grafito-AISI 304 SiC-Carbon-AISI 304
16	Valvola di scarico Release Valve Tapón Cebado Soupape de décharge	Ottone Brass Bronce Laiton
17	Corpo pompa Pump Case Cuerpo de Bomba Boîtier de pompe	Ghisa Cast Iron Fundición Fonte
18	Girante Impeller Impulsor Roue	AISI 304/Ghisa AISI 304Cast Iron AISI 304/Fundición AISI 304/Fonte
19	Flangia di mandata Output flange Brida de salida Bride de sortie	Ghisa Cast Iron Fundición Fonte
20	Manicotto albero Shaft sleeve Manga de eje Manchon d'arbre	AISI 304
21	Alloggiamento cuscinetto Bearing house Casa de rodamiento Maison de roulement	Ghisa Cast Iron Fundición Fonte

QSC

DIMENSIONI E PESO/DIMENSIONS AND WEIGHT/DIMENSIONES Y PESOS/DIMENSIONS ET POIDS

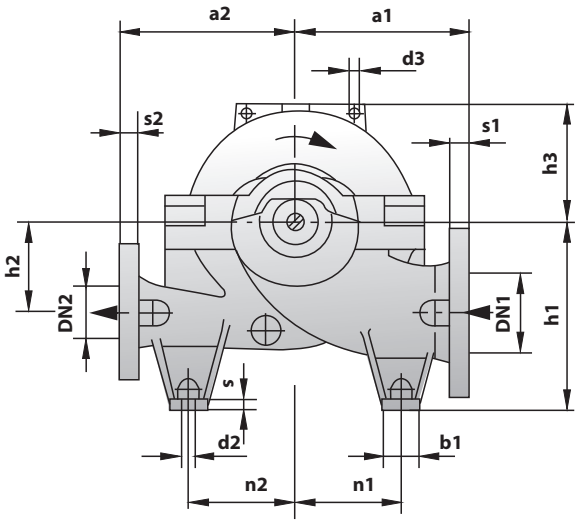

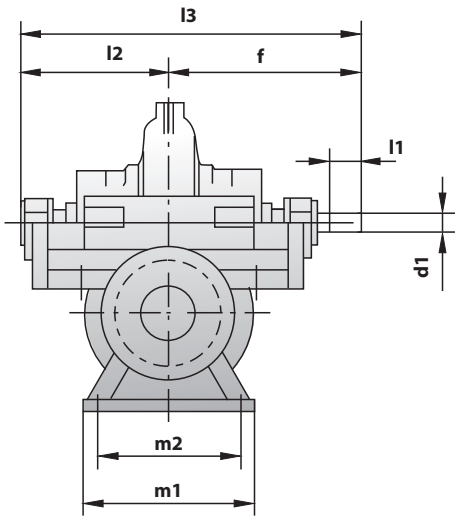

MODELLO/MODEL MODELO/MODÈLE	DIMENSIONI/DIMENSIONS/DIMENSIONES/DIMENSIONS mm																						kgs
	DN1	DN2	s1	s2	a1	a2	d3	f	h1	h2	h3	l2	l3	b1	d2	m1	m2	n1	n2	s	d1	l1	
80-210	125	80	34	29	300	300	19	415	315	140	168	300	715	70	17.5	320	270	170	170	20	35	80	185
80-270	125	80	34	29	300	300	19	415	315	140	190	300	715	70	17.5	320	270	170	170	20	35	80	195
80-370	125	80	34	29	330	330	19	415	315	140	225	300	715	70	17.5	320	270	170	170	20	35	80	205
100-250	150	100	37	32	330	330	19	415	355	170	195	300	715	70	17.5	320	270	200	200	20	35	80	210
100-310	150	100	37	32	330	330	19	415	355	170	225	300	715	70	17.5	320	270	200	200	20	35	80	225
100-375	150	100	37	32	370	370	19	415	355	170	260	300	715	70	17.5	320	270	200	200	20	35	80	245
125-230	200	125	41	35	370	370	19	515	400	200	210	366	881	70	17.5	390	340	225	225	20	45	100	250
125-290	200	125	41	35	370	370	19	515	400	200	230	366	881	70	17.5	390	340	225	225	20	45	100	275
125-365	200	125	41	35	370	370	19	515	400	200	260	366	881	70	17.5	390	340	225	225	20	45	100	300
125-500	200	125	41	35	450	450	19	515	400	200	305	366	881	70	17.5	390	340	280	280	20	45	100	335
150-290	200	150	41	37	400	400	19	515	400	200	245	366	881	70	17.5	390	340	225	225	20	45	100	350
150-360	200	150	41	37	400	400	19	515	400	200	265	366	881	70	17.5	390	340	225	225	20	45	100	360
150-460	200	150	41	37	450	450	19	590	400	200	305	399	989	70	17.5	480	430	280	280	20	55	125	440
150-605	200	150	41	37	600	500	19	590	500	300	370	399	989	70	17.5	480	430	350	380	20	55	125	650
200-320	250	200	48	41	450	450	24.5	590	500	240	285	399	989	70	17.5	480	430	280	280	20	55	125	450
200-420	250	200	48	41	500	500	24.5	590	500	240	310	399	989	70	17.5	480	430	280	280	20	55	125	520
200-520	250	200	48	41	600	500	24.5	655	560	300	370	464	1119	70	22	480	400	350	350	26	65	140	840
200-670	250	200	48	41	650	550	24.5	655	600	350	430	464	1119	100	22	480	400	350	350	26	65	140	990
250-370	300	250	33	32	500	500	12.5	655	600	300	320	464	1119	100	22	480	400	350	350	26	65	140	665
250-480	300	250	51	48	550	550	12.5	730	600	300	355	515	1245	100	22	600	520	350	350	26	75	160	830
250-600	300	250	51	48	650	550	12.5	730	630	350	415	515	1245	100	22	600	520	350	350	26	75	160	1215
300-300	350	300	36	33	550	500	24.5	655	630	300	360	464	1119	100	22	480	400	350	350	26	65	140	630
300-435	400	300	38	33	650	550	24.5	730	670	350	365	515	1245	100	22	600	520	350	350	26	75	160	905
300-560	400	300	57	51	700	650	24.5	810	710	350	430	585	1395	100	22	600	520	475	475	26	85	180	1425
300-700	400	300	57	51	750	650	24.5	810	750	400	480	585	1395	100	22	600	520	475	475	26	85	180	1690
350-360	400	350	38	36	650	550	24.5	730	670	350	410	515	1245	100	22	600	520	350	350	26	75	160	865
350-430	450	350	41	36	750	650	24.5	810	750	400	465	585	1395	100	22	600	520	475	475	26	85	180	1285
350-510	400	350	38	36	700	650	24.5	810	750	400	420	585	1395	100	22	600	520	475	475	26	85	180	1395

NOTES

QUADRA

MADE IN ITALY

www.quadra-italy.com

Clean

Civil

Industry

Fire

Agriculture



QVM-C

QVM-S

QVM

Pompa multistadio verticale in inox
Inox vertical multistage pump
Bomba vertical de etapas múltiples en acero inoxidable
Pompe multicellulaire verticale en acier inoxydable

60 Hz

QVM-C = Testa e base della pompa in ghisa
Girante e albero della pompa in acciaio inossidabile
Pump head and base are in cast iron
Pump impeller and shaft are in stainless steel
El cabezal y la base de la bomba son de hierro fundido
El impulsor y el eje de la bomba son de acero inoxidable
La tête et la base de la pompe sont en fonte
Roue et arbre de pompe en acier inoxydable

QVM-S = Tutte le parti a contatto con il fluido della pompa sono in acciaio inossidabile
All wetted parts are in stainless steel
Todas las partes húmedas son de acero inoxidable
Toutes les pièces en contact avec le fluide sont en inox

Clean
Civil
Industry
Fire
Agriculture

QVM-C/QVM-S

Pompa multistadio verticale in inox
Inox vertical multistage pump
Bomba vertical de etapas múltiples en acero inoxidable
Pompe multicellulaire verticale en acier inoxydable

n ≈ 3500 rpm

DESCRIZIONE/DESCRIPTION
DESCRIPCIONES/DESCRIPTION

Pompa centrifuga multistadio verticale in inox
Bocche di aspirazione e mandata sullo stesso livello
Motore ad alta efficienza IE3, con protezione IP55 classe F
Cuscinetti NSK di qualità, tenuta meccanica resistente all'usura

Inox vertical, multistage centrifugal pump
The suction and discharge ports on the same level
IE3 high efficient motor, with protection IP55 class F
Quality NSK bearings, wear resistance mechanical seal

Bomba centrífuga vertical de etapas múltiples en acero inoxidable
Los puertos de succión y descarga en el mismo nivel
Motor de alta eficiencia IE3, con protección IP55 clase F
Rodamiento de marca NSK y cierre mecánico personalizado

Pompe centrifuge multicellulaire verticale en acier inoxidable
Les orifices d'aspiration et de refoulement au même niveau
Moteur haute efficacité IE3, avec protection IP55 classe F
Roulement NSK qualité, joint mécanique résistance à l'usure

LIMITI DI UTILIZZO/USING LIMITS
LÍMITES UTILIZACIÓN/UTILISATION LIMITES

Temperatura del liquido tra -10 °C e +120 °C

Liquid temperature between -10 °C and +120 °C

Temperatura del líquido de -10 °C hasta +120 °C

Température du liquide entre -10 °C et +120 °C

RANGE DI POTENZA E PRESTAZIONI
POWER AND PERFORMANCE RANGE
RANGO DE POTENCIA Y PRESTACIONES
PLAGE DE PUISSANCE ET DE PERFORMANCES

HP/KW	0.5÷60 / 0.37÷45
Q	0.6÷130 m³/h
H	6÷249 m

APPLICAZIONI/APPLICATIONS/APLICACIONES/APPLICATIONS

Le pompe multistadio in acciaio inossidabile sono adatte per sistemi di lavorazione industriale, sistemi di lavaggio e pulizia, pompaggio di acidi e alcali, sistemi di filtrazione, booster per alimentazione idrica, climatizzazione (HVAC), irrigazione, sistemi antincendio, ecc.

The stainless steel multistage pumps are suitable for industrial processing systems,washing and cleaning systems,pumping of acids and alkalis, filtration systems,water pressure boosting,water Treatment,HVAC,irrigation, fire protection systems etc.

Las bombas multietapa de acero inoxidable son adecuadas para sistemas de procesamiento industrial, sistemas de lavado y limpieza, bombeo de ácidos y álcalis, sistemas de filtración, booster para suministro de agua, climatización (HVAC), riego, sistemas de protecció contra incendios, etc.

Les pompes à plusieurs étages en acier inoxydable conviennent systèmes de traitement industriel, systèmes de lavage et de nettoyage, pompage des acides et des alcalis, systèmes de filtration, à la surpression pour alimentation en eau, traitement de l'eau,CVC, à l'irrigation, systèmes de protection contre les incendies, etc.

Clean

Civil

Industry

Fire

Agriculture

QVM-C/QVM-S

n ≈ 3500 rpm

Pompa multistadio verticale in inox
Inox vertical multistage pump
Bomba vertical de etapas múltiples en acero inoxidable
Pompe multicellulaire verticale en acier inoxydable

CODICE MODELLO/MODEL CODE
CÓDIGO MODELO/CODE MODÈLE

Esempio/For example/Por ejemplo/Par exemple

QVM-C 32-30-2

- **2**= Numero di giranti piccole
  Small impeller number
  Número de impulsor pequeño
  Numéro de roue petit
- **30**= Stadi/Stage/Etapa/Étape x10 (QVM32-QVM90)
  Stadi/Stage/Etapa/Étape x1 (QVM1-QVM20)
- **32**= Portata nominale (m³/h)
  Nominal flow(m³/h)
  Caudal nominal(m³/h)
  Débit nominal (m³/h)
- **C**= Testa e base della pompa in ghisa
  Pump head and base are in cast iron
  El cabezal y la base de la bomba son de hierro fundido
  La tête et la base de la pompe sont en fonte
- **QVM** = Pompa multistadio verticale in inox
  Common type vertical multistage pump
  Tipo común bomba vertical de etapas múltiples
  Pompe multicellulaire verticale de type commun

QVM-S 8-2-1

- **1**= Numero di giranti piccole
  Small impeller number
  Número de impulsor pequeño
  Numéro de roue petit
- **2**= Stadi/Stage/Etapa/Étape x10 (QVM32-QVM90)
  Stadi/Stage/Etapa/Étape x1 (QVM1-QVM20)
- **8**= Portata nominale (m³/h)
  Nominal flow(m³/h)
  Caudal nominal(m³ / h)
  Débit nominal (m³ / h)
- **S**= Pompa con componenti di passaggio del flusso in AISI 304
  Pump with flow passage components in AISI 304
  Bomba con componentes de paso de flujo en AISI 304
  Pompe avec composants de passage d'écoulement en AISI 304
- **QVM** = Pompa multistadio verticale in inox
  Common type vertical multistage pump
  Tipo común bomba vertical de etapas múltiples
  Pompe multicellulaire verticale de type commun

QVM-C/QVM-S

DESCRIZIONE MATERIALE/MATERIAL DESCRIPTION/DESCRIPCIÓN DE MATERIAL/DESCRIPTION DU MATÉRIEL

QVM-C

No.	Descrizione/Description Descripción/Description	Materiale/Material Material/Matériel
1	Motore Motor Motor Moteur	IP55 Class F
2	Corpo pompa Pump Case Cuerpo de bomba Boîtier de pompe	Ghisa Cast Iron Fundición Fonte
3	Sede tenuta Seal base Soporte sello Boîtier de pompe	Ghisa Cast Iron Fundición Fonte
4	Tenuta meccanica Mechanical Seal Cierre Mecánico Sceller	AISI 304
5	Diffusore superiore Top diffuser Difusor tope Diffuseur supériur	AISI 304
6	Diffusore Diffuser Difusor Diffuseur	AISI 304
7	Supporto diffusore Support diffuser Difusor soporte Diffuseur de support	AISI 304
8	Induttore Inducer Inductor Inducteur	AISI 304

No.	Descrizione/Description Descripción/Description	Materiale/Material Material/Matériel
9	Piastra di base Base plate Placa base Plaque de base	Ghisa Cast Iron Fundición Fonte
10	Camera di ingresso e uscita Inlet & outlet chamber Cámara de entrada y salida Chambre d'entrée et de sortie	Ghisa Cast Iron Fundición Fonte
11	Cuscinetto Bearing Cojinete Palier	Carburo di tungsteno Tungsten carbide Carburo de tungsteno Le carbure de tungstène
12	Girante Impeller Impulsor Roue	AISI 304
13	Albero Shaft Eje Arbre	AISI 304
14	Manicotto della girante Impeller sleeve Cosquillo impulsor Manchon de roue	AISI 304
15	Cilindro Cylinder Cilindro Cylindre	AISI 304
16	Giunto Coupling Unión Couplage	Acciaio al carbonio Carbon Steel Acero al carbono Acier Carbone

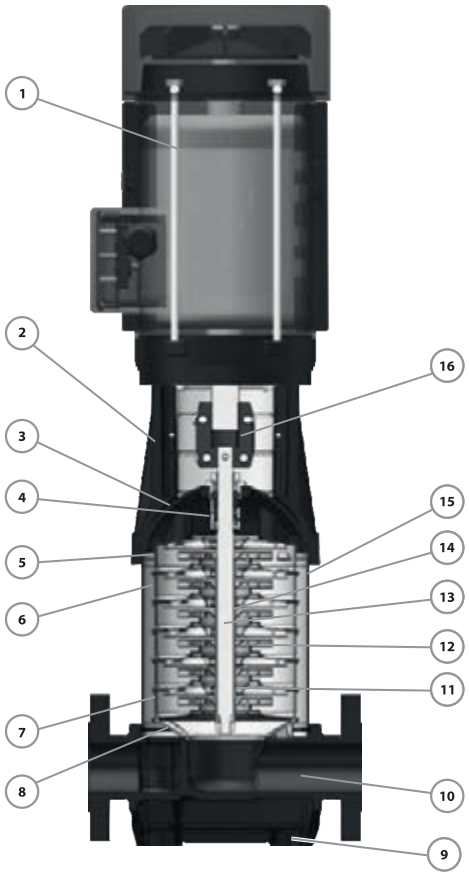

QVM-S

No.	Descrizione/Description Descripción/Description	Materiale/Material Material/Matériel
1	Motore Motor Motor Moteur	IP55 Class F
2	Corpo pompa Pump Case Cuerpo de bomba Boîtier de pompe	Ghisa Cast Iron Fundición Fonte
3	Sede tenuta Seal base Soporte sello Boîtier de pompe	AISI 304
4	Tenuta meccanica Mechanical Seal Cierre Mecánico Sceller	AISI 304
5	Diffusore superiore Top diffuser Difusor tope Diffuseur supériur	AISI 304
6	Diffusore Diffuser Difusor Diffuseur	AISI 304
7	Supporto diffusore Support diffuser Difusor soporte Diffuseur de support	AISI 304
8	Induttore Inducer Inductor Inducteur	AISI 304

No.	Descrizione/Description Descripción/Description	Materiale/Material Material/Matériel
9	Piastra di base Base plate Placa base Plaque de base	Ghisa Cast Iron Fundición Fonte
10	Camera di ingresso e uscita Inlet & outlet chamber Cámara de entrada y salida Chambre d'entrée et de sortie	AISI 304
11	Cuscinetto Bearing Cojinete Palier	Carburo di tungsteno Tungsten carbide Carburo de tungsteno Le carbure de tungstène
12	Girante Impeller Impulsor Roue	AISI 304
13	Albero Shaft Eje Arbre	AISI 304
14	Manicotto della girante Impeller sleeve Cosquillo impulsor Manchon de roue	AISI 304
15	Cilindro Cylinder Cilindro Cylindre	AISI 304
16	Giunto Coupling Unión Couplage	Acciaio al carbonio Carbon Steel Acero al carbono Acier Carbone

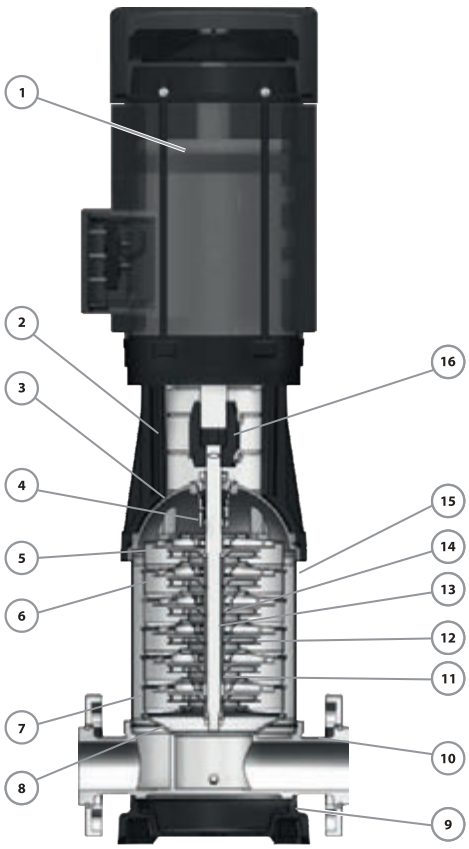

QVM-C/QVM-S 1

DATI TECNICI/TECHNICAL DATA/DATOS TÉCNICOS/DONNÉES TECHNIQUES

60 Hz n=3500 rpm

MODELLO MODEL MODELO MODÈLE QVM-C/S	DN mm	Potenza Power Potencia Puissance kw	hp	Q=Portata/Delivery/Caudal/Débit us gpm	2.6	3.5	4.4	5.3	6.2	6.6	7	7.9	8.8	11	13	15	18	20	22	26	31	35
				l/min	10	13	17	20	23	25	27	30	33	42	50	58	67	75	83	100	117	133
				m³/h	0.6	0.8	1	1.2	1.4	1.5	1.6	1.8	2	2.5	3	3.5	4	4.5	5	6	7	8
				H=Prevalenza/Head/Altura/Hauteur (m)																		
1-2	25x25	0.37	0.5	17.5	17	16.5	16	15.5	15.3	15	14	13	-	-	-	-	-	-	-	-	-
1-3	25x25	0.37	0.5	26.5	26	25	24	23	22.5	22	21	20	-	-	-	-	-	-	-	-	-
1-4	25x25	0.37	0.5	35	34	33	32	31	30.5	30	28	26	-	-	-	-	-	-	-	-	-
1-5	25x25	0.55	0.75	43	42	41	40	39	38.5	38	35	33	-	-	-	-	-	-	-	-	-
1-6	25x25	0.55	0.75	52	51	50	48	47	46	45	43	39	-	-	-	-	-	-	-	-	-
1-7	25x25	0.75	1	60	59	58	56	55	54	52	50	46	-	-	-	-	-	-	-	-	-
1-8	25x25	0.75	1	68	67	65	64	62	61	59	57	53	-	-	-	-	-	-	-	-	-
1-9	25x25	0.75	1	76	75	74	73	71	69	66	64	60	-	-	-	-	-	-	-	-	-
1-10	25x25	1.1	1.5	85	84	83	81	78	76	74	72	67	-	-	-	-	-	-	-	-	-
1-11	25x25	1.1	1.5	95	93	90	87	85	83	81	78	73	-	-	-	-	-	-	-	-	-
1-12	25x25	1.1	1.5	103	102	98	96	92	90	88	86	79	-	-	-	-	-	-	-	-	-
1-13	25x25	1.1	1.5	112	110	107	105	100	98	95	93	86	-	-	-	-	-	-	-	-	-
1-15	25x25	1.5	2	127	125	123	121	117	115	112	107	99	-	-	-	-	-	-	-	-	-
1-17	25x25	1.5	2	144	141	139	137	132	128	124	120	112	-	-	-	-	-	-	-	-	-
1-19	25x25	2.2	3	160	157	155	153	147	144	141	134	124	-	-	-	-	-	-	-	-	-
1-21	25x25	2.2	3	177	174	172	168	162	158	153	147	138	-	-	-	-	-	-	-	-	-
1-23	25x25	2.2	3	193	190	188	184	174	171	167	161	152	-	-	-	-	-	-	-	-	-
1-25	25x25	3	4	210	207	205	202	192	188	184	176	164	-	-	-	-	-	-	-	-	-

QVM-C/QVM-S 1

DIMENSIONI E PESO/DIMENSIONS AND WEIGHT/DIMENSIONES Y PESOS/DIMENSIONS ET POIDS

MODELLO MODEL MODELO MODÈLE QVM-C/S	B1	B	D1	D2	COMUNE COMMON COMÚN COMMUN	kg
1-2	258	483	148	117	DN=25 a=50 b=100 c=150 d=210 e=20 f=180 g=210 h=13 j=75 k=250 m=32 n=4 r=85 s=14 t=115 w=60	20
1-3	276	501	148	117		20
1-4	294	519	148	117		21
1-5	312	537	148	117		22
1-6	330	555	148	117		23
1-7	358	603	170	142		26
1-8	376	621	170	142		27
1-9	394	639	170	142		28
1-10	412	657	170	142		29
1-11	430	675	170	142		29
1-12	448	693	170	142		30
1-13	466	711	170	142		31
1-15	512	802	190	155		37
1-17	548	838	190	155		38
1-19	584	874	190	155		41
1-21	620	910	190	155		42
1-23	656	946	190	155		43
1-25	702	1047	197	165		51



QVM-S QVM-C

QVM-C/QVM-S 1

CURVA DI PRESTAZIONE/PERFORMANCE CURVE/CURVA DE RENDIMIENTO/COURBE DE PERFORMANCE

60 Hz n=3500 rpm

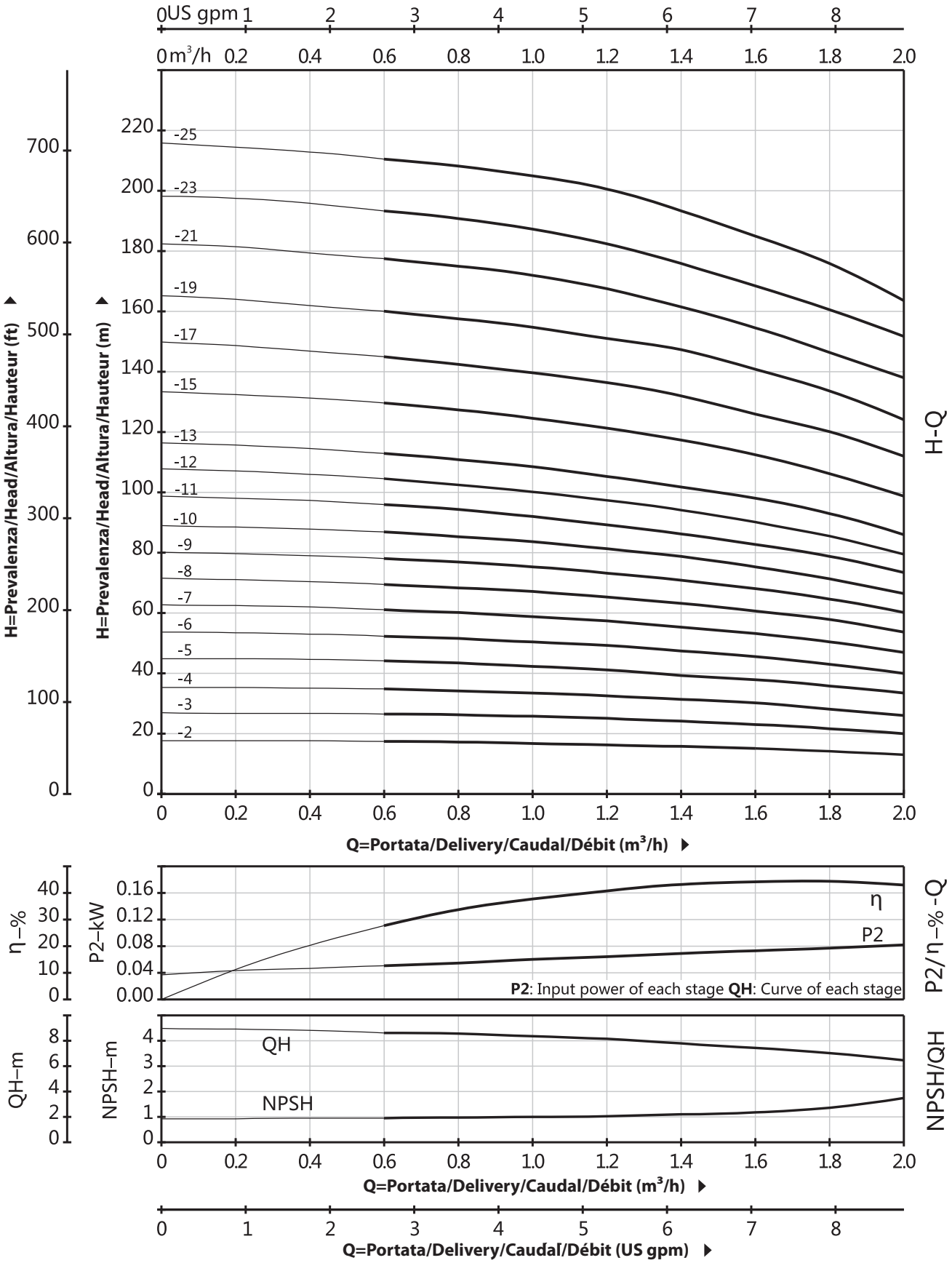

QVM-C/QVM-S 2

DATI TECNICI/TECHNICAL DATA/DATOS TÉCNICOS/DONNÉES TECHNIQUES

60 Hz n=3500 rpm

MODELLO MODEL MODELO MODÈLE QVM-C/S	DN mm	Potenza Power Potencia Puissance kw	hp	Q=Portata/Delivery/Caudal/Débit us gpm	2.6	3.5	4.4	5.3	6.2	6.6	7	7.9	8.8	11	13	15	18	20	22	26	31	35
				l/min	10	13	17	20	23	25	27	30	33	42	50	58	67	75	83	100	117	133
				m³/h	0.6	0.8	1	1.2	1.4	1.5	1.6	1.8	2	2.5	3	3.5	4	4.5	5	6	7	8
				H=Prevalenza/Head/Altura/Hauteur (m)																		
2-2	25x25	0.55	0.75		-	-	26	25	24	24	24	23	22	21	18	16	12	9	-	-	-	-
2-3	25x25	0.75	1		-	-	39	38	37	36	35	34	33	31	27	24	19	15	-	-	-	-
2-4	25x25	1.1	1.5		-	-	52	50	49	48	47	46	45	42	36	32	26	20	-	-	-	-
2-5	25x25	1.1	1.5		-	-	65	63	61	60	59	58	57	52	46	41	32	25	-	-	-	-
2-6	25x25	1.1	1.5		-	-	78	76	75	74	73	71	69	63	56	49	40	30	-	-	-	-
2-7	25x25	1.5	2		-	-	91	89	87	86	85	83	81	74	66	57	47	35	-	-	-	-
2-9	25x25	2.2	3		-	-	117	115	112	111	110	107	104	95	86	75	61	45	-	-	-	-
2-11	25x25	2.2	3		-	-	143	140	137	136	134	131	128	116	104	90	75	56	-	-	-	-
2-13	25x25	3	4		-	-	171	168	165	163	161	156	152	139	126	108	90	66	-	-	-	-
2-15	25x25	3	4		-	-	195	191	188	186	184	180	176	160	142	125	103	77	-	-	-	-
2-18	25x25	4	5.5		-	-	234	232	229	228	225	218	212	195	171	151	126	94	-	-	-	-

QVM-C/QVM-S 2

DIMENSIONI E PESO/DIMENSIONS AND WEIGHT/DIMENSIONES Y PESOS/DIMENSIONS ET POIDS

MODELLO MODEL MODELO MODÈLE QVM-C/S	B1	B	D1	D2	COMUNE COMMON COMÚN COMMUN	kg
2-2	258	483	148	117	DN=25 a=50 b=100 c=150 d=210 e=20 f=180 g=210 h=13 j=75 k=250 m=32 n=4 r=85 s=14 t=115 w=60	21
2-3	286	531	170	142		24
2-4	304	549	170	142		25
2-5	322	567	170	142		26
2-6	340	585	170	142		26
2-7	368	658	190	155		32
2-9	404	694	190	155		36
2-11	440	730	190	155		37
2-13	486	831	197	165		44
2-15	522	867	197	165		45
2-18	576	931	230	188		54



QVM-C/QVM-S 2

CURVA DI PRESTAZIONE/PERFORMANCE CURVE/CURVA DE RENDIMIENTO/COURBE DE PERFORMANCE

60 Hz n=3500 rpm

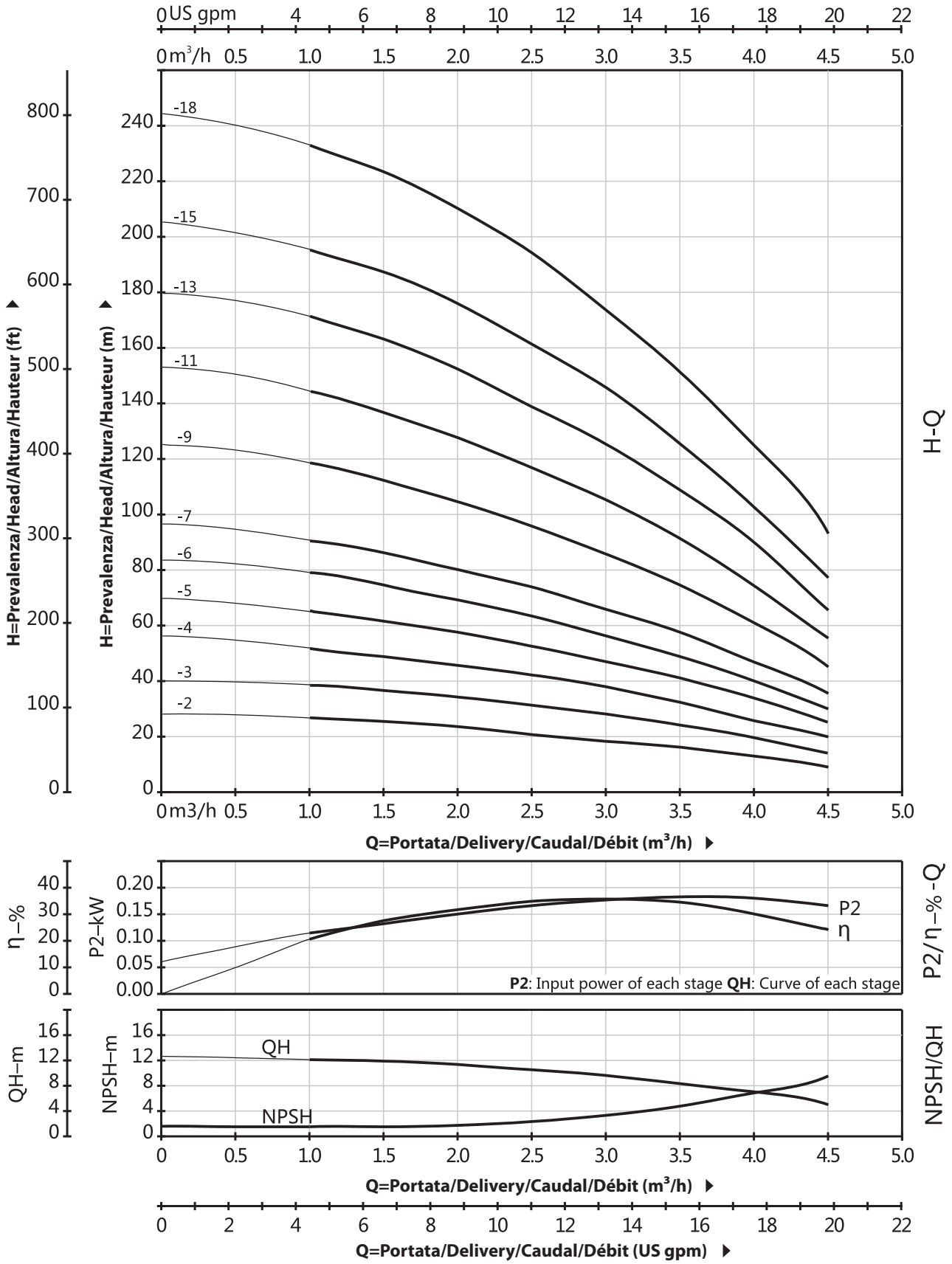

QVM-C/QVM-S 3

DATI TECNICI/TECHNICAL DATA/DATOS TÉCNICOS/DONNÉES TECHNIQUES

60 Hz n=3500 rpm

MODELLO MODEL MODELO MODÈLE QVM-C/S	DN mm	Potenza Power Potencia Puissance kw	hp	Q=Portata/Delivery/Caudal/Débit us gpm	2.6	3.5	4.4	5.3	6.2	6.6	7	7.9	8.8	11	13	15	18	20	22	26	31	35
				l/min	10	13	17	20	23	25	27	30	33	42	50	58	67	75	83	100	117	133
				m³/h	0.6	0.8	1	1.2	1.4	1.5	1.6	1.8	2	2.5	3	3.5	4	4.5	5	6	7	8
				H=Prevalenza/Head/Altura/Hauteur (m)																		
3-2	25x25	0.37	0.5	-	-	-	-	-	17.5	17	17	16	15	14	13	11	9	8	-	-	-
3-3	25x25	0.55	0.75	-	-	-	-	-	26.5	26	26	25	24	23	20	18	15	12	-	-	-
3-4	25x25	0.55	0.75	-	-	-	-	-	35	35	34	34	32	30	27	25	20	17	-	-	-
3-5	25x25	0.75	1	-	-	-	-	-	44	44	43	42	40	38	33	31	26	23	-	-	-
3-6	25x25	1.1	1.5	-	-	-	-	-	51	51	50	50	48	45	40	37	32	27	-	-	-
3-7	25x25	1.1	1.5	-	-	-	-	-	61	61	60	59	56	52	46	43	38	31	-	-	-
3-8	25x25	1.1	1.5	-	-	-	-	-	70	69	68	67	64	61	53	49	44	35	-	-	-
3-9	25x25	1.5	2	-	-	-	-	-	78	78	77	77	72	68	60	56	50	40	-	-	-
3-10	25x25	1.5	2	-	-	-	-	-	87	86	85	84	81	76	68	63	55	44	-	-	-
3-11	25x25	1.5	2	-	-	-	-	-	96	95	94	92	87	82	74	69	59	48	-	-	-
3-12	25x25	2.2	3	-	-	-	-	-	104	103	102	100	96	90	79	73	63	52	-	-	-
3-13	25x25	2.2	3	-	-	-	-	-	112	111	110	109	104	98	86	80	69	57	-	-	-
3-15	25x25	2.2	3	-	-	-	-	-	129	128	127	126	120	112	99	93	81	65	-	-	-
3-17	25x25	2.2	3	-	-	-	-	-	147	146	145	143	137	128	114	106	91	74	-	-	-
3-19	25x25	3	4	-	-	-	-	-	165	164	162	160	153	142	126	118	102	82	-	-	-
3-21	25x25	3	4	-	-	-	-	-	183	182	180	178	170	160	141	129	112	91	-	-	-
3-23	25x25	3	4	-	-	-	-	-	200	199	196	194	185	174	154	142	122	98	-	-	-
3-25	25x25	4	5.5	-	-	-	-	-	217	216	213	211	202	187	167	154	134	108	-	-	-

QVM-C/QVM-S 3

DIMENSIONI E PESO/DIMENSIONS AND WEIGHT/DIMENSIONES Y PESOS/DIMENSIONS ET POIDS

MODELLO MODEL MODELO MODÈLE QVM-C/S	B1	B	D1	D2	COMUNE COMMON COMÚN COMMUN	kg
3-2	258	483	148	117	DN=25 a=50 b=100 c=150 d=210 e=20 f=180 g=210 h=13 j=75 k=250 m=32 n=4 r=85 s=14 t=115 w=60	20
3-3	276	501	148	117		21
3-4	294	519	148	117		22
3-5	322	567	170	142		25
3-6	340	585	170	142		26
3-7	358	603	170	142		27
3-8	376	621	170	142		27
3-9	404	694	190	155		33
3-10	422	712	190	155		34
3-11	440	730	190	155		34
3-12	458	748	190	155		37
3-13	476	766	190	155		38
3-15	512	802	190	155		39
3-17	548	838	190	155		40
3-19	594	939	197	165		48
3-21	630	975	197	165		49
3-23	666	1011	197	165		50
3-25	702	1057	230	188		58



QVM-S QVM-C

QVM-C/QVM-S 3

CURVA DI PRESTAZIONE/PERFORMANCE CURVE/CURVA DE RENDIMIENTO/COURBE DE PERFORMANCE

60 Hz n=3500 rpm

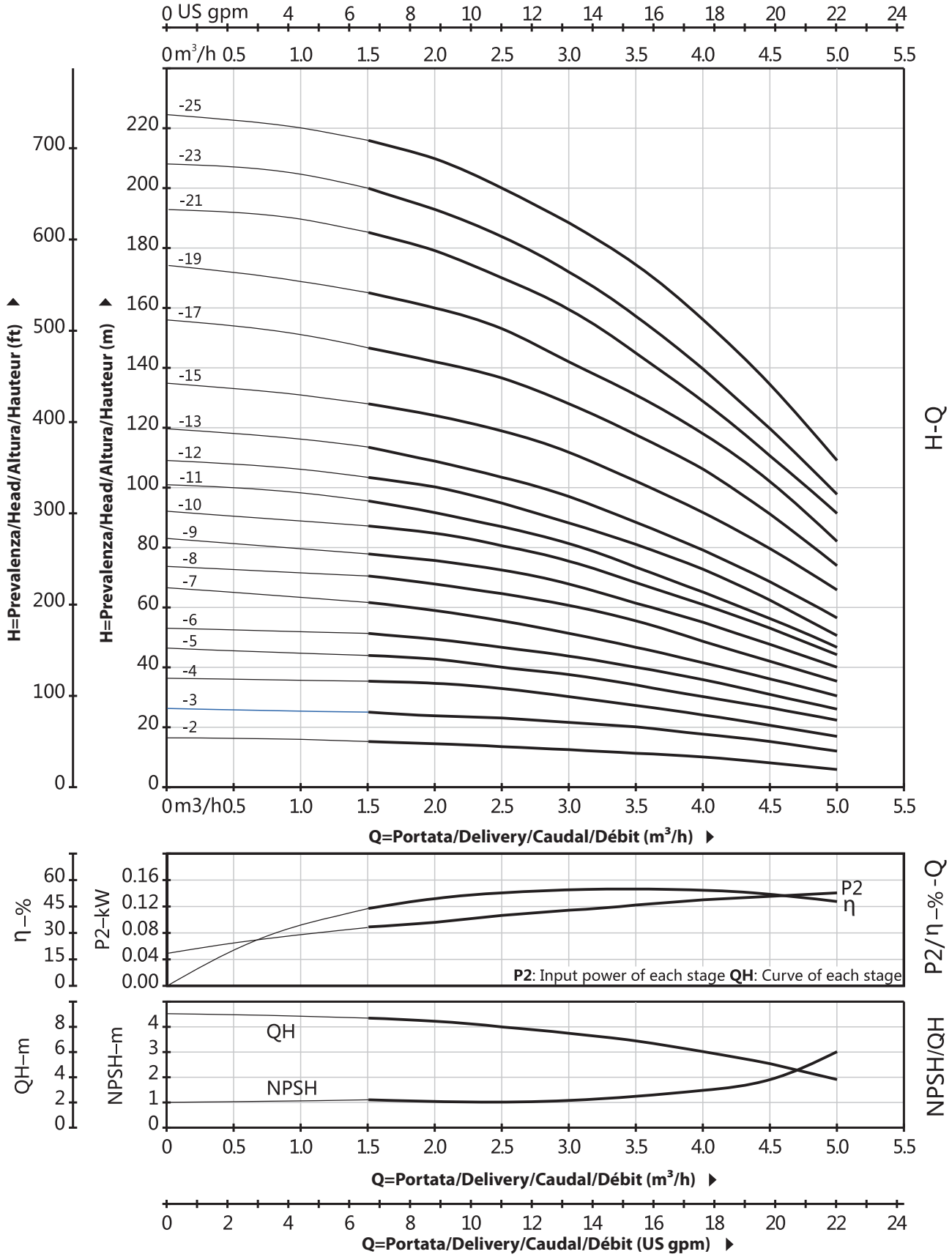

QVM-C/QVM-S 4

DATI TECNICI/TECHNICAL DATA/DATOS TÉCNICOS/DONNÉES TECHNIQUES

60 Hz n=3500 rpm

MODELLO MODEL MODELO MODÈLE QVM-C/S	DN mm	Potenza Power Potencia Puissance kw	hp	Q=Portata/Delivery/Caudal/Débit us gpm	2.6	3.5	4.4	5.3	6.2	6.6	7	7.9	8.8	11	13	15	18	20	22	26	31	35
				l/min	10	13	17	20	23	25	27	30	33	42	50	58	67	75	83	100	117	133
				m³/h	0.6	0.8	1	1.2	1.4	1.5	1.6	1.8	2	2.5	3	3.5	4	4.5	5	6	7	8
				H=Prevalenza/Head/Altura/Hauteur (m)																		
4-2	32x32	0.75	1	-	-	-	-	-	-	-	-	-	26	25	24	23	22	21	19	16	14
4-3	32x32	1.1	1.5	-	-	-	-	-	-	-	-	-	39	38	37	36	34	32	28	24	21
4-4	32x32	1.5	2	-	-	-	-	-	-	-	-	-	52	50	49	48	46	44	38	35	31
4-5	32x32	2.2	3	-	-	-	-	-	-	-	-	-	65	62	61	60	58	55	49	44	39
4-6	32x32	2.2	3	-	-	-	-	-	-	-	-	-	78	75	74	72	70	67	59	54	47
4-7	32x32	3	4	-	-	-	-	-	-	-	-	-	92	88	86	84	81	78	69	62	55
4-8	32x32	3	4	-	-	-	-	-	-	-	-	-	104	100	98	95	93	90	79	72	63
4-10	32x32	4	5.5	-	-	-	-	-	-	-	-	-	130	125	123	120	117	113	102	90	80
4-12	32x32	4	5.5	-	-	-	-	-	-	-	-	-	156	150	148	145	141	136	122	109	96
4-14	32x32	5.5	7.5	-	-	-	-	-	-	-	-	-	182	176	173	170	165	159	145	129	112
4-16	32x32	5.5	7.5	-	-	-	-	-	-	-	-	-	207	201	199	196	190	183	165	146	128

QVM-C/QVM-S 4

DIMENSIONI E PESO/DIMENSIONS AND WEIGHT/DIMENSIONES Y PESOS/DIMENSIONS ET POIDS

MODELLO MODEL MODELO MODÈLE QVM-C/S	B1	B	D1	D2	COMUNE COMMON COMÚN COMMUN	kg
4-2	286	531	170	142	DN=32 a=50 b=100 c=150 d=210 e=20 f=180 g=210 h=13 j=75 k=250 m=32 n=4 r=100 s=18 t=140 w=60	24
4-3	313	558	170	142		25
4-4	350	640	190	155		31
4-5	376	667	190	155		34
4-6	404	694	190	155		35
4-7	441	786	197	165		42
4-8	468	813	197	165		42
4-10	522	877	230	188		51
4-12	576	931	230	188		52
4-14	650	1040	260	208		64
4-16	704	1094	260	208		66



QVM-C/QVM-S 4

CURVA DI PRESTAZIONE/PERFORMANCE CURVE/CURVA DE RENDIMIENTO/COURBE DE PERFORMANCE

60 Hz n=3500 rpm

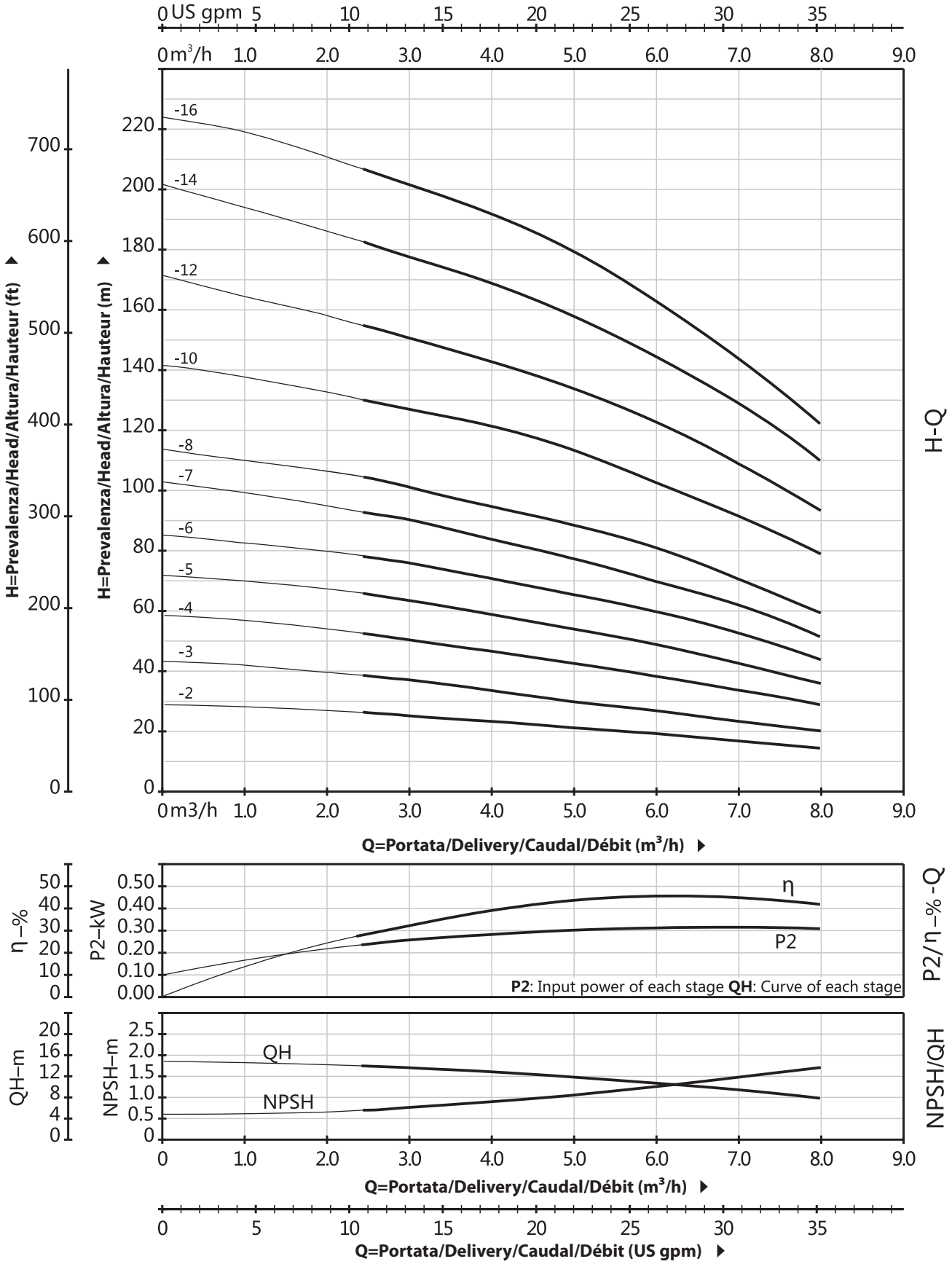

QVM-C/QVM-S 8

DATI TECNICI/TECHNICAL DATA/DATOS TÉCNICOS/DONNÉES TECHNIQUES

60 Hz n=3500 rpm

MODELLO MODEL MODELO MODÈLE QVM-C/S	DN mm	Potenza Power Potencia Puissance kw	hp	Q=Portata/Delivery/Caudal/Débit us gpm	31	35	40	44	48	53	57	62	66	70	79	84	88	97	106	115	132	141	150
				l/min	117	133	150	167	183	200	217	233	250	267	300	317	333	367	400	433	500	533	567
				m³/h	7	8	9	10	11	12	13	14	15	16	18	19	20	22	24	26	30	32	34
				H=Prevalenza/Head/Altura/Hauteur (m)																			
8-2-1	40x40	0.75	1		13	12	11.5	11	10.5	10	9.5	9	-	-	-	-	-	-	-	-	-	-	-
8-2	40x40	1.5	2		27	26	25	24	23	22	20	18	-	-	-	-	-	-	-	-	-	-	-
8-3	40x40	2.2	3		41	40	38	37	35	33	30	28	-	-	-	-	-	-	-	-	-	-	-
8-4	40x40	3	4		55	54	52	50	47	45	41	38	-	-	-	-	-	-	-	-	-	-	-
8-5	40x40	3	4		70	68	65	63	59	56	52	47	-	-	-	-	-	-	-	-	-	-	-
8-6	40x40	4	5.5		85	82	78	76	72	68	62	57	-	-	-	-	-	-	-	-	-	-	-
8-8	40x40	5.5	7.5		115	110	105	101	97	91	84	75	-	-	-	-	-	-	-	-	-	-	-
8-10	40x40	7.5	10		145	140	132	126	122	115	105	95	-	-	-	-	-	-	-	-	-	-	-
8-12	40x40	7.5	10		173	167	160	152	147	132	125	115	-	-	-	-	-	-	-	-	-	-	-
8-14	40x40	11	15		202	195	188	179	174	163	147	135	-	-	-	-	-	-	-	-	-	-	-

QVM-C/QVM-S 8

DIMENSIONI E PESO/DIMENSIONS AND WEIGHT/DIMENSIONES Y PESOS/DIMENSIONS ET POIDS

MODELLO MODEL MODELO MODÈLE QVM-C/S	B1	B	D1	D2	COMUNE COMMON COMÚN COMMUN	kg
8-2-1	347	592	170	142	DN=40 a=80 b=130 c=199 d=260 e=25 f=215 g=247 h=14 j=80 k=280 m=50 n=4 r=110 s=18 t=150 w=80	32
8-2	357	647	190	155		38
8-3	387	677	190	155		41
8-4	427	772	197	165		49
8-5	457	802	197	165		50
8-6	487	842	230	188		58
8-8	567	957	260	208		71
8-10	627	1017	260	208		80
8-12	687	1077	260	208		82
8-14	835	1335	330	255		153



QVM-C/QVM-S 8

CURVA DI PRESTAZIONE/PERFORMANCE CURVE/CURVA DE RENDIMIENTO/COURBE DE PERFORMANCE

60 Hz n=3500 rpm

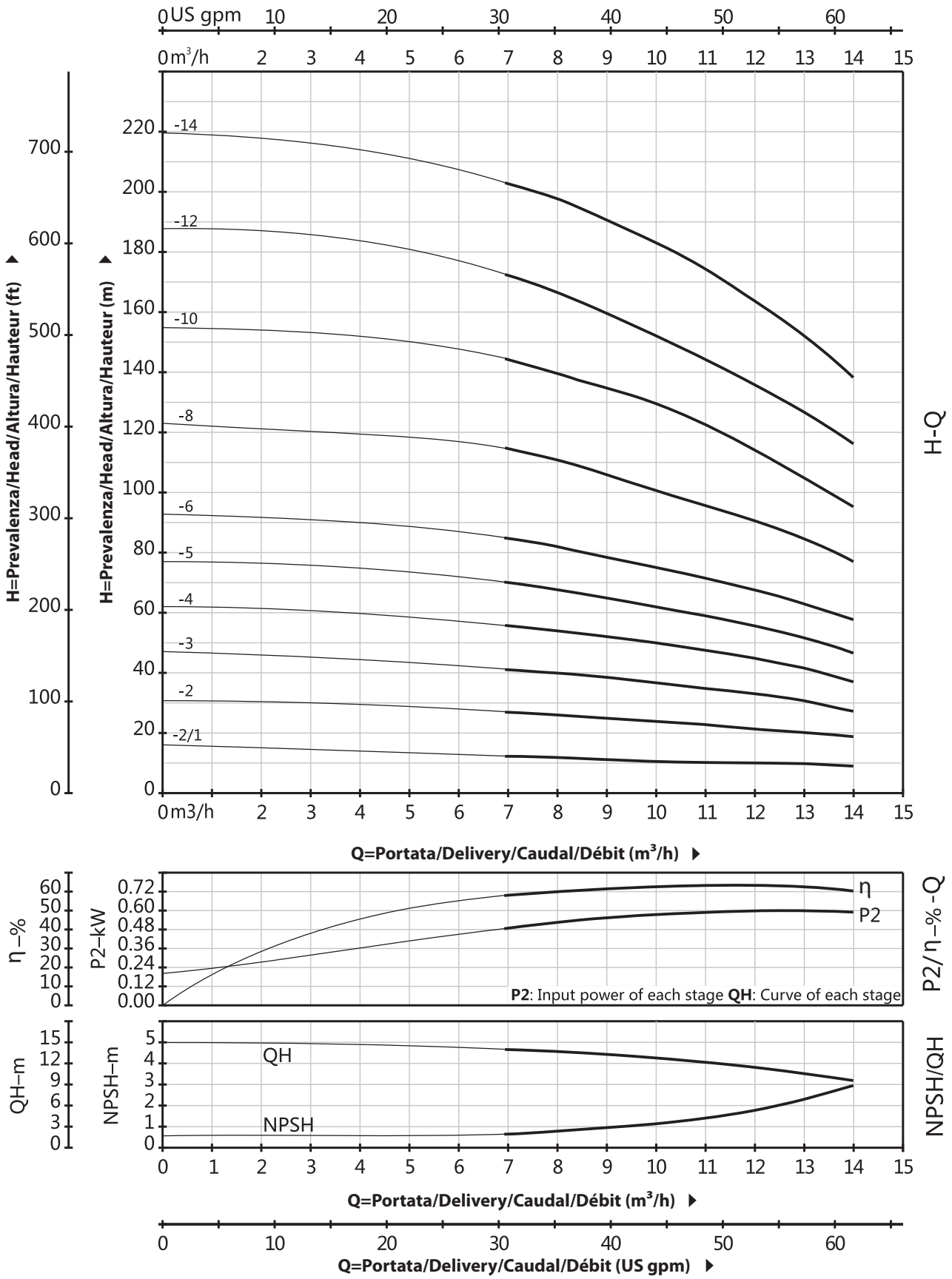

QVM-C/QVM-S 10

DATI TECNICI/TECHNICAL DATA/DATOS TÉCNICOS/DONNÉES TECHNIQUES

60 Hz n=3500 rpm

MODELLO MODEL MODELO MODÈLE QVM-C/S	DN mm	Potenza Power Potencia Puissance kw	hp	Q=Portata/Delivery/Caudal/Débit us gpm	31	35	40	44	48	53	57	62	66	70	79	84	88	97	106	115	132	141	150
				l/min	117	133	150	167	183	200	217	233	250	267	300	317	333	367	400	433	500	533	567
				m³/h	7	8	9	10	11	12	13	14	15	16	18	19	20	22	24	26	30	32	34
				H=Prevalenza/Head/Altura/Hauteur (m)																			
10-1	40x40	0.75	1	13.5	13	12.5	12	11	10	9	7	6	-	-	-	-	-	-	-	-	-	-
10-2	40x40	1.5	2	28	27	26	25	23	22	19	18	16	-	-	-	-	-	-	-	-	-	-
10-3	40x40	2.2	3	42	41	39	38	36	34	31	28	25	-	-	-	-	-	-	-	-	-	-
10-4	40x40	3	4	57	55	53	51	48	45	41	38	34	-	-	-	-	-	-	-	-	-	-
10-5	40x40	3	4	71	69	66	64	61	57	52	48	43	-	-	-	-	-	-	-	-	-	-
10-6	40x40	4	5.5	86	83	80	77	74	69	64	59	52	-	-	-	-	-	-	-	-	-	-
10-7	40x40	5.5	7.5	100	97	94	90	87	81	75	69	61	-	-	-	-	-	-	-	-	-	-
10-8	40x40	5.5	7.5	114	110	108	103	99	93	86	79	70	-	-	-	-	-	-	-	-	-	-
10-9	40x40	5.5	7.5	128	125	121	116	111	105	98	90	79	-	-	-	-	-	-	-	-	-	-
10-10	40x40	7.5	10	143	139	135	129	123	117	109	100	89	-	-	-	-	-	-	-	-	-	-
10-12	40x40	7.5	10	172	167	163	156	149	140	131	120	107	-	-	-	-	-	-	-	-	-	-
10-14	40x40	11	15	201	196	191	183	175	164	153	140	125	-	-	-	-	-	-	-	-	-	-
10-16	40x40	11	15	230	224	219	210	200	188	176	160	143	-	-	-	-	-	-	-	-	-	-
10-17	40x40	11	15	245	239	233	224	213	200	186	170	152	-	-	-	-	-	-	-	-	-	-

QVM-C/QVM-S 10

DIMENSIONI E PESO/DIMENSIONS AND WEIGHT/DIMENSIONES Y PESOS/DIMENSIONS ET POIDS

MODELLO MODEL MODELO MODÈLE QVM-C/S	B1	B	D1	D2	COMUNE COMMON COMÚN COMMUN	kg
10-1	347	592	170	142	DN=40 a=80 b=130 c=199 d=260 e=25 f=215 g=247 h=14 j=80 k=280 m=50 n=4 r=110 s=18 t=150 w=80	40
10-2	347	637	190	155		47
10-3	377	667	190	155		51
10-4	417	762	197	165		60
10-5	447	792	197	165		61
10-6	477	832	230	188		70
10-7	517	907	260	208		92
10-8	547	937	260	208		93
10-9	577	967	260	208		94
10-10	607	997	260	208		98
10-12	667	1057	260	208		100
10-14	747	1247	330	255		157
10-16	807	1307	330	255		159
10-17	837	1337	330	255		160



QVM-C/QVM-S 10

CURVA DI PRESTAZIONE/PERFORMANCE CURVE/CURVA DE RENDIMIENTO/COURBE DE PERFORMANCE

60 Hz n=3500 rpm

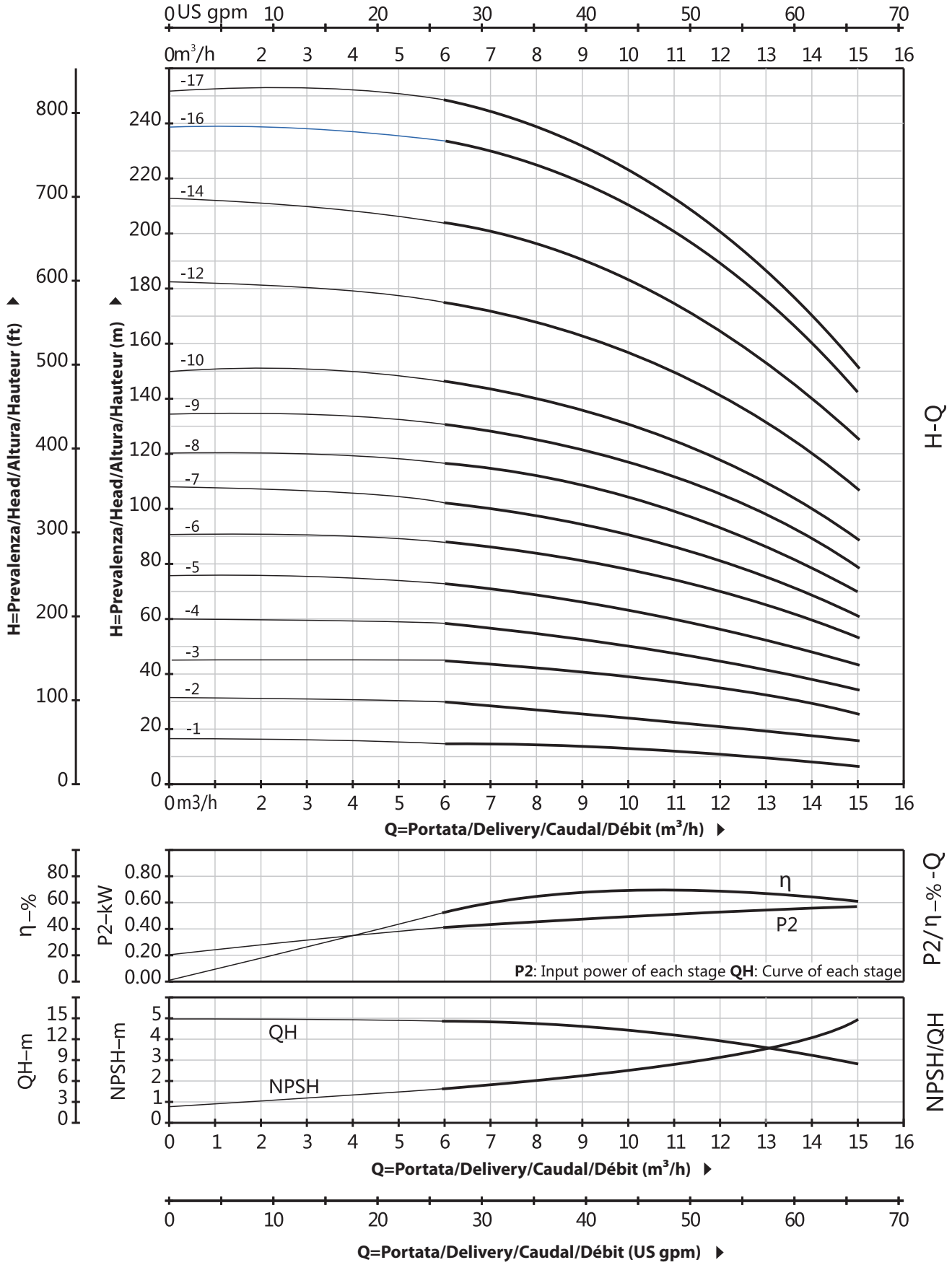

QVM-C/QVM-S 12

DATI TECNICI/TECHNICAL DATA/DATOS TÉCNICOS/DONNÉES TECHNIQUES

60 Hz n=3500 rpm

MODELLO MODEL MODELO MODÈLE QVM-C/S	DN mm	Potenza Power Potencia Puissance kw	hp	Q=Portata/Delivery/Caudal/Débit us gpm	31	35	40	44	48	53	57	62	66	70	79	84	88	97	106	115	132	141	150
				l/min	117	133	150	167	183	200	217	233	250	267	300	317	333	367	400	433	500	533	567
				m³/h	7	8	9	10	11	12	13	14	15	16	18	19	20	22	24	26	30	32	34
				H=Prevalenza/Head/Altura/Hauteur (m)																			
12-1	50x50	1.1	1.5		17	17	16	16	15	14.5	14	13	12.5	11	10	8.5	-	-	-	-	-	-	-
12-2	50x50	2.2	3		35	35	34	33	32.5	32	30.5	29	27	24.5	23	20.5	-	-	-	-	-	-	-
12-3	50x50	4	5.5		52.5	52	51.5	51	50	48	46	44	41.5	37.5	34	31	-	-	-	-	-	-	-
12-4	50x50	5.5	7.5		70	69	68	67	65.5	64	61.5	58	55	49.5	45	41	-	-	-	-	-	-	-
12-5	50x50	5.5	7.5		88	87	86	84	82	80	77	74	70	62	57	51	-	-	-	-	-	-	-
12-6	50x50	7.5	10		107	105	103	101	99	96	92	88	84	75	68	61	-	-	-	-	-	-	-
12-7	50x50	7.5	10		124	123	121	119	116	112	107	102	97	88	80	71	-	-	-	-	-	-	-
12-8	50x50	11	15		141	139	137	135	132	128	122	117	111	101	92	82	-	-	-	-	-	-	-
12-10	50x50	11	15		178	176	173	170	166	161	153	147	140	128	116	104	-	-	-	-	-	-	-
12-12	50x50	15	20		213	211	208	204	199	193	185	177	169	154	140	125	-	-	-	-	-	-	-
12-14	50x50	15	20		249	246	242	238	233	225	216	207	198	180	163	145	-	-	-	-	-	-	-

QVM-C/QVM-S 12

DIMENSIONI E PESO/DIMENSIONS AND WEIGHT/DIMENSIONES Y PESOS/DIMENSIONS ET POIDS

MODELLO MODEL MODELO MODÈLE QVM-C/S	B1	B	D1	D2	COMUNE COMMON COMÚN COMMUN	kg
12-1	357	602	170	142	DN=50 a=90 b=130 c=199 d=300 e=35 f=215 g=247 h=14 j=90 k=300 m=50 n=4 r=125 s=18 t=165 w=80	32
12-2	367	657	190	155		41
12-3	407	762	230	188		56
12-4	457	847	260	208		69
12-5	487	877	260	208		71
12-6	517	907	260	208		77
12-7	547	937	260	208		78
12-8	665	1165	330	255		147
12-10	725	1225	330	255		151
12-12	785	1285	330	255		164
12-14	845	1345	330	255		167



QVM-C/QVM-S 12

CURVA DI PRESTAZIONE/PERFORMANCE CURVE/CURVA DE RENDIMIENTO/COURBE DE PERFORMANCE

60 Hz n=3500 rpm

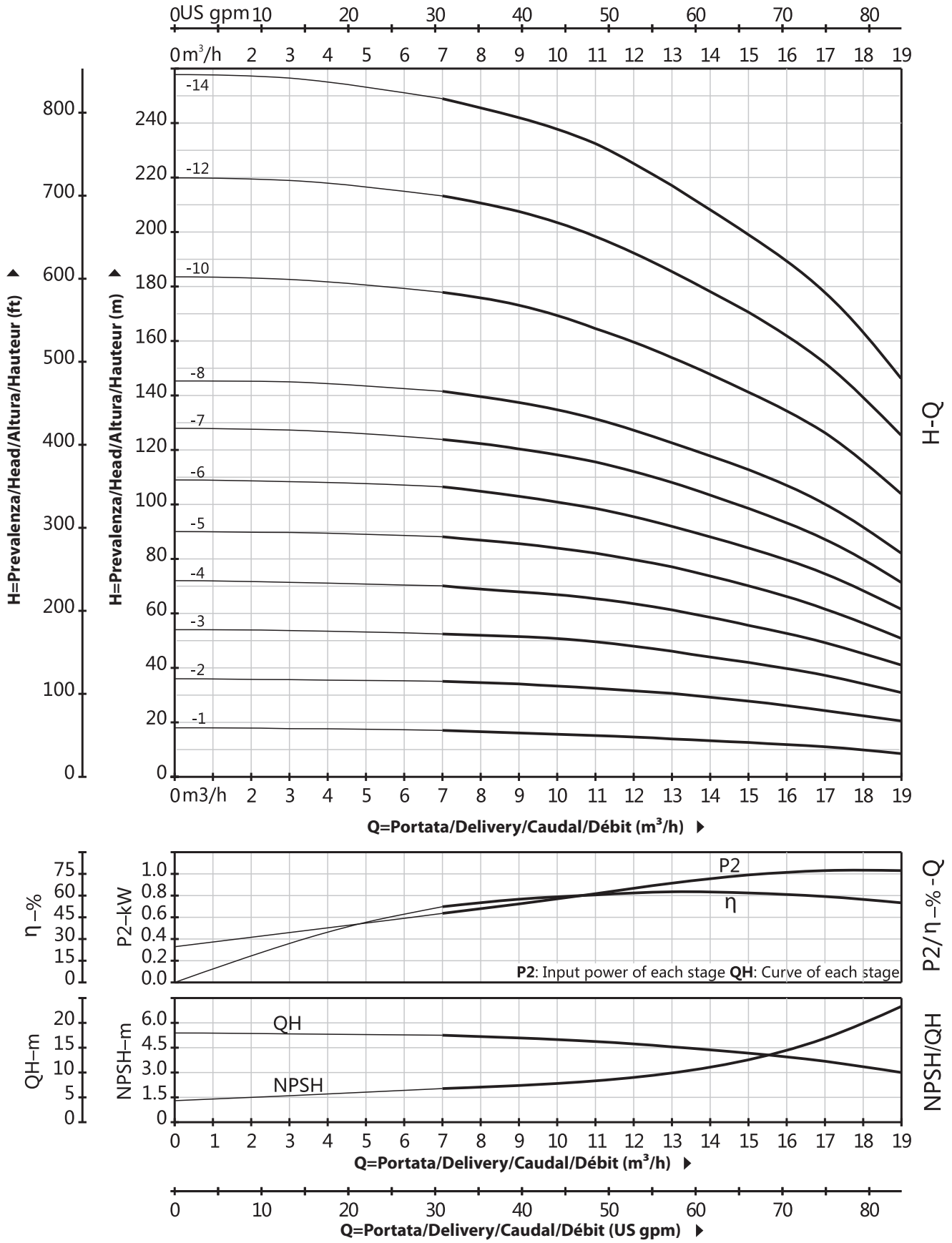

QVM-C/QVM-S 16

DATI TECNICI/TECHNICAL DATA/DATOS TÉCNICOS/DONNÉES TECHNIQUES

60 Hz n=3500 rpm

MODELLO MODEL MODELO MODÈLE QVM-C/S	DN mm	Potenza Power Potencia Puissance kw	hp	Q=Portata/Delivery/Caudal/Débit us gpm	31	35	40	44	48	53	57	62	66	70	79	84	88	97	106	115	132	141	150
				l/min	117	133	150	167	183	200	217	233	250	267	300	317	333	367	400	433	500	533	567
				m³/h	7	8	9	10	11	12	13	14	15	16	18	19	20	22	24	26	30	32	34
				H=Prevalenza/Head/Altura/Hauteur (m)																			
16-2-1	50x50	2.2	3		-	-	-	19	19	18.5	18	18	18	17	16	16	15	14	13	11	-	-	-
16-2	50x50	4	5.5		-	-	-	38	38	37	37	36	36	35	34	33	32	30	27	24	-	-	-
16-3	50x50	5.5	7.5		-	-	-	57	57	56	56	55	55	54	51	50	48	45	40	36	-	-	-
16-4	50x50	7.5	10		-	-	-	76	76	75	74	73	73	72	68	66	64	60	54	49	-	-	-
16-5	50x50	11	15		-	-	-	96	95	94	93	92	91	90	85	83	80	75	68	62	-	-	-
16-6	50x50	11	15		-	-	-	115	114	113	112	111	110	108	102	99	96	91	82	75	-	-	-
16-7	50x50	15	20		-	-	-	135	134	132	131	129	128	126	119	116	113	106	96	88	-	-	-
16-8	50x50	15	20		-	-	-	155	154	152	150	148	146	144	137	134	130	122	111	101	-	-	-
16-10	50x50	18.5	25		-	-	-	197	195	192	190	187	184	181	174	170	165	153	139	127	-	-	-

QVM-C/QVM-S 16

DIMENSIONI E PESO/DIMENSIONS AND WEIGHT/DIMENSIONES Y PESOS/DIMENSIONS ET POIDS

MODELLO MODEL MODELO MODÈLE QVM-C/S	B1	B	D1	D2	COMUNE COMMON COMÚN COMMUN	kg
16-2-1	397	687	190	155	DN=50 a=90 b=130 c=199 d=300 e=35 f=215 g=247 h=14 j=90 k=300 m=50 n=4 r=125 s=18 t=165 w=80	42
16-2	407	762	230	188		56
16-3	472	862	260	208		68
16-4	517	907	260	208		75
16-5	650	1150	330	255		148
16-6	695	1195	330	255		150
16-7	740	1240	330	255		161
16-8	785	1285	330	255		163
16-10	875	1425	330	255		186
						41



QVM-C/QVM-S 16

CURVA DI PRESTAZIONE/PERFORMANCE CURVE/CURVA DE RENDIMIENTO/COURBE DE PERFORMANCE

60 Hz n=3500 rpm

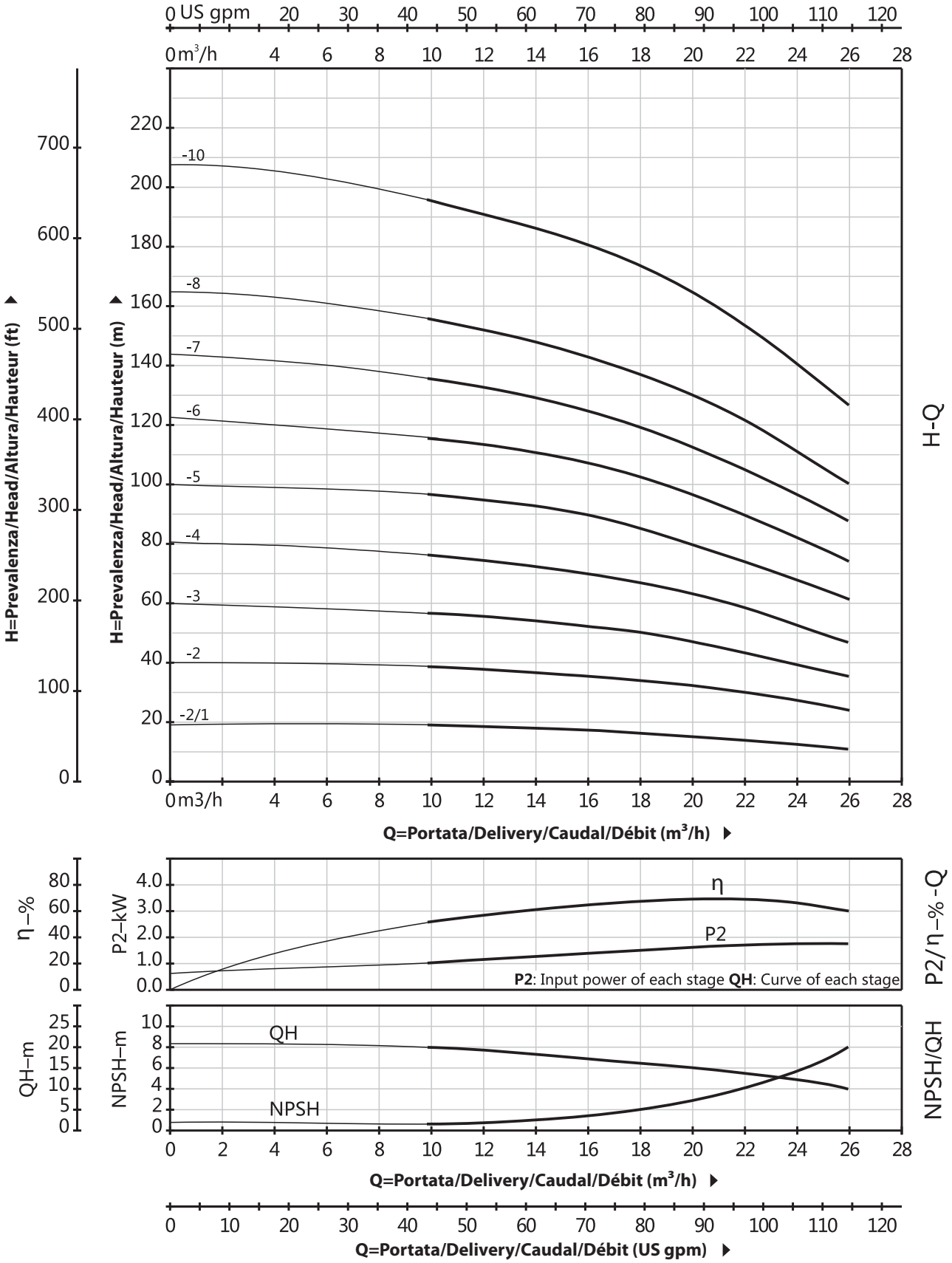

QVM-C/QVM-S 20

DATI TECNICI/TECHNICAL DATA/DATOS TÉCNICOS/DONNÉES TECHNIQUES

60 Hz n=3500 rpm

MODELLO MODEL MODELO MODÈLE QVM-C/S	DN mm	Potenza Power Potencia Puissance kw	hp	Q=Portata/Delivery/Caudal/Débit us gpm	31	35	40	44	48	53	57	62	66	70	79	84	88	97	106	115	132	141	150
				l/min	117	133	150	167	183	200	217	233	250	267	300	317	333	367	400	433	500	533	567
				m³/h	7	8	9	10	11	12	13	14	15	16	18	19	20	22	24	26	30	32	34
				H=Prevalenza/Head/Altura/Hauteur (m)																			
20-1	50x50	2.2	3	-	-	-	-	-	19	19	19	19	18	18	18	17	16	15	14	13	10	8.5
20-2	50x50	4	5.5	-	-	-	-	-	38	38	38	38	37	36	36	35	34	32	31	29	24	21
20-3	50x50	5.5	7.5	-	-	-	-	-	58	58	57	57	56	55	54	53	52	50	48	45	38	33
20-4	50x50	7.5	10	-	-	-	-	-	78	78	77	76	75	74	73	72	70	67	64	60	51	45
20-5	50x50	11	15	-	-	-	-	-	98	97	96	95	94	92	91	90	88	85	80	75	64	57
20-6	50x50	11	15	-	-	-	-	-	118	117	116	115	113	111	110	108	105	102	97	91	77	70
20-7	50x50	15	20	-	-	-	-	-	138	137	136	135	133	130	129	127	123	119	113	107	91	83
20-8	50x50	15	20	-	-	-	-	-	158	157	156	155	153	150	148	146	142	137	130	123	105	96
20-10	50x50	18.5	25	-	-	-	-	-	198	197	196	195	193	189	187	185	179	172	164	155	133	122

QVM-C/QVM-S 20

DIMENSIONI E PESO/DIMENSIONS AND WEIGHT/DIMENSIONES Y PESOS/DIMENSIONS ET POIDS

MODELLO MODEL MODELO MODÈLE QVM-C/S	B1	B	D1	D2	COMUNE COMMON COMÚN COMMUN	kg
20-1	397	687	190	155	DN=50 a=90 b=130 c=199 d=300 e=35 f=215 g=247 h=14 j=90 k=300 m=50 n=4 r=125 s=18 t=165 w=80	41
20-2	407	762	230	188		56
20-3	472	862	260	208		69
20-4	517	907	260	208		79
20-5	650	1150	330	255		148
20-6	695	1195	330	255		150
20-7	740	1240	330	255		162
20-8	785	1285	330	255		163
20-10	875	1425	330	255		187



QVM-C/QVM-S 20

CURVA DI PRESTAZIONE/PERFORMANCE CURVE/CURVA DE RENDIMIENTO/COURBE DE PERFORMANCE

60 Hz n=3500 rpm

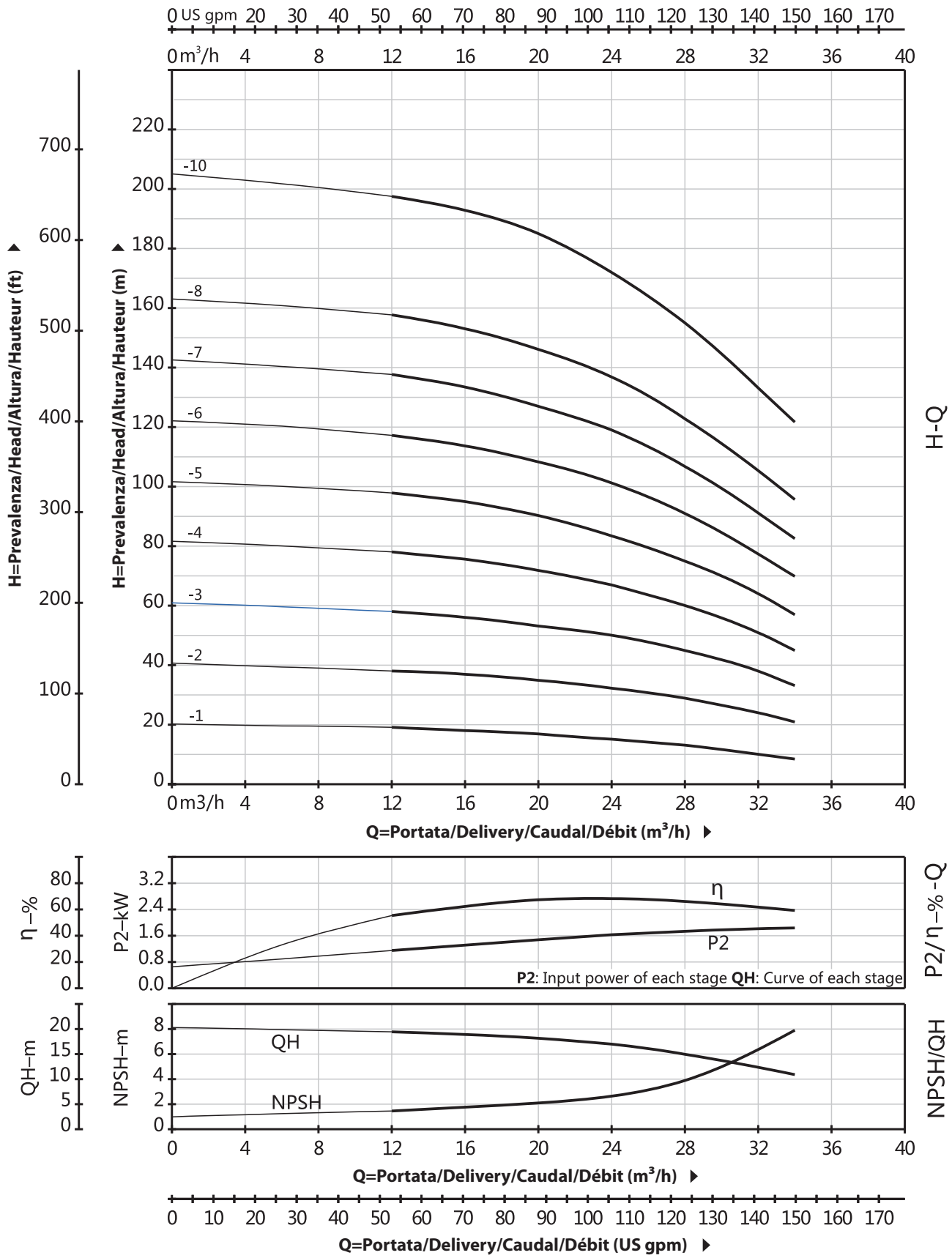

QVM-C/QVM-S 32

DATI TECNICI/TECHNICAL DATA/DATOS TÉCNICOS/DONNÉES TECHNIQUES

60 Hz n=3500 rpm

MODELLO MODEL MODELO MODÈLE QVM-C/S	DN mm	Potenza Power Potencia Puissance kw	hp	Q=Portata/Delivery/Caudal/Débit us gpm	88	106	132	141	159	176	185	198	211	220	242	264	286	308	352	374	396	441	507	573
				l/min	333	400	500	533	600	667	700	750	800	833	917	1000	1083	1167	1333	1417	1500	1667	1917	2167
				m³/h	20	24	30	32	36	40	42	45	48	50	55	60	65	70	80	85	90	100	115	130
				H=Prevalenza/Head/Altura/Hauteur (m)																				
32-10-1	65x65	3	4		20	19	18	17	15	13	12	9	7	-	-	-	-	-	-	-	-	-	-	-
32-10	65x65	4	5.5		26	25	24	23	21	19	18	16	14	-	-	-	-	-	-	-	-	-	-	-
32-20-2	65x65	5.5	7.5		41	40	37	35	31	27	25	21	17	-	-	-	-	-	-	-	-	-	-	-
32-20	65x65	7.5	10		52	50	47	45	41	37	35	32	27	-	-	-	-	-	-	-	-	-	-	-
32-30-2	65x65	7.5	10		67	64	59	57	52	46	43	37	31	-	-	-	-	-	-	-	-	-	-	-
32-30	65x65	11	15		78	75	69	67	62	56	53	48	40	-	-	-	-	-	-	-	-	-	-	-
32-40-2	65x65	11	15		94	91	84	81	73	65	61	53	45	-	-	-	-	-	-	-	-	-	-	-
32-40	65x65	15	20		104	101	94	91	83	75	71	63	55	-	-	-	-	-	-	-	-	-	-	-
32-50-2	65x65	15	20		119	115	106	102	94	84	79	70	59	-	-	-	-	-	-	-	-	-	-	-
32-50	65x65	18.5	25		130	125	116	112	104	94	89	80	69	-	-	-	-	-	-	-	-	-	-	-
32-60-2	65x65	18.5	25		145	140	130	126	116	104	97	86	74	-	-	-	-	-	-	-	-	-	-	-
32-60	65x65	18.5	25		155	150	140	136	126	114	107	95	81	-	-	-	-	-	-	-	-	-	-	-
32-70-2	65x65	22	30		172	166	154	149	137	123	115	101	86	-	-	-	-	-	-	-	-	-	-	-
32-70	65x65	22	30		182	176	164	159	148	133	126	113	97	-	-	-	-	-	-	-	-	-	-	-
32-80-2	65x65	22	30		196	190	177	172	159	143	134	119	102	-	-	-	-	-	-	-	-	-	-	-
32-80	65x65	30	40		208	201	187	181	167	152	142	127	111	-	-	-	-	-	-	-	-	-	-	-
32-90-2	65x65	30	40		223	216	200	194	179	162	152	136	117	-	-	-	-	-	-	-	-	-	-	-
32-90	65x65	30	40		234	226	210	204	189	172	162	146	127	-	-	-	-	-	-	-	-	-	-	-
32-100-2	65x65	30	40		248	241	224	217	201	181	170	153	133	-	-	-	-	-	-	-	-	-	-	-

QVM-C/QVM-S 32

DIMENSIONI E PESO/DIMENSIONS AND WEIGHT/DIMENSIONES Y PESOS/DIMENSIONS ET POIDS

MODELLO MODEL MODELO MODÈLE QVM-C/S	B1	B	D1	D2	COMUNE COMMON COMÚN COMMUN	kg
32-10-1	505	850	197	165	DN=65 a=105 b=170 c=225 d=320 e=30 f=240 g=298 h=14 j=105 k=320 m=74 n=8 r=145 s=18 t=185 w=107	73
32-10	505	860	230	188		81
32-20-2	575	965	260	208		95
32-20	575	965	260	208		101
32-30-2	645	1035	330	255		104
32-30	750	1250	330	255		172
32-40-2	820	1320	330	255		176
32-40	820	1320	330	255		186
32-50-2	890	1390	330	255		191
32-50	890	1440	330	255		211
32-60-2	960	1510	330	255		216
32-60	960	1510	330	255		216
32-70-2	1030	1605	360	285		255
32-70	1030	1605	360	285		255
32-80-2	1100	1675	400	310		259
32-80	1100	1750	400	310		315
32-90-2	1170	1820	400	310		319
32-90	1170	1820	400	310		319
32-100-2	1240	1890	400	310		324



QVM-C/QVM-S 32

CURVA DI PRESTAZIONE/PERFORMANCE CURVE/CURVA DE RENDIMIENTO/COURBE DE PERFORMANCE

60 Hz n=3500 rpm

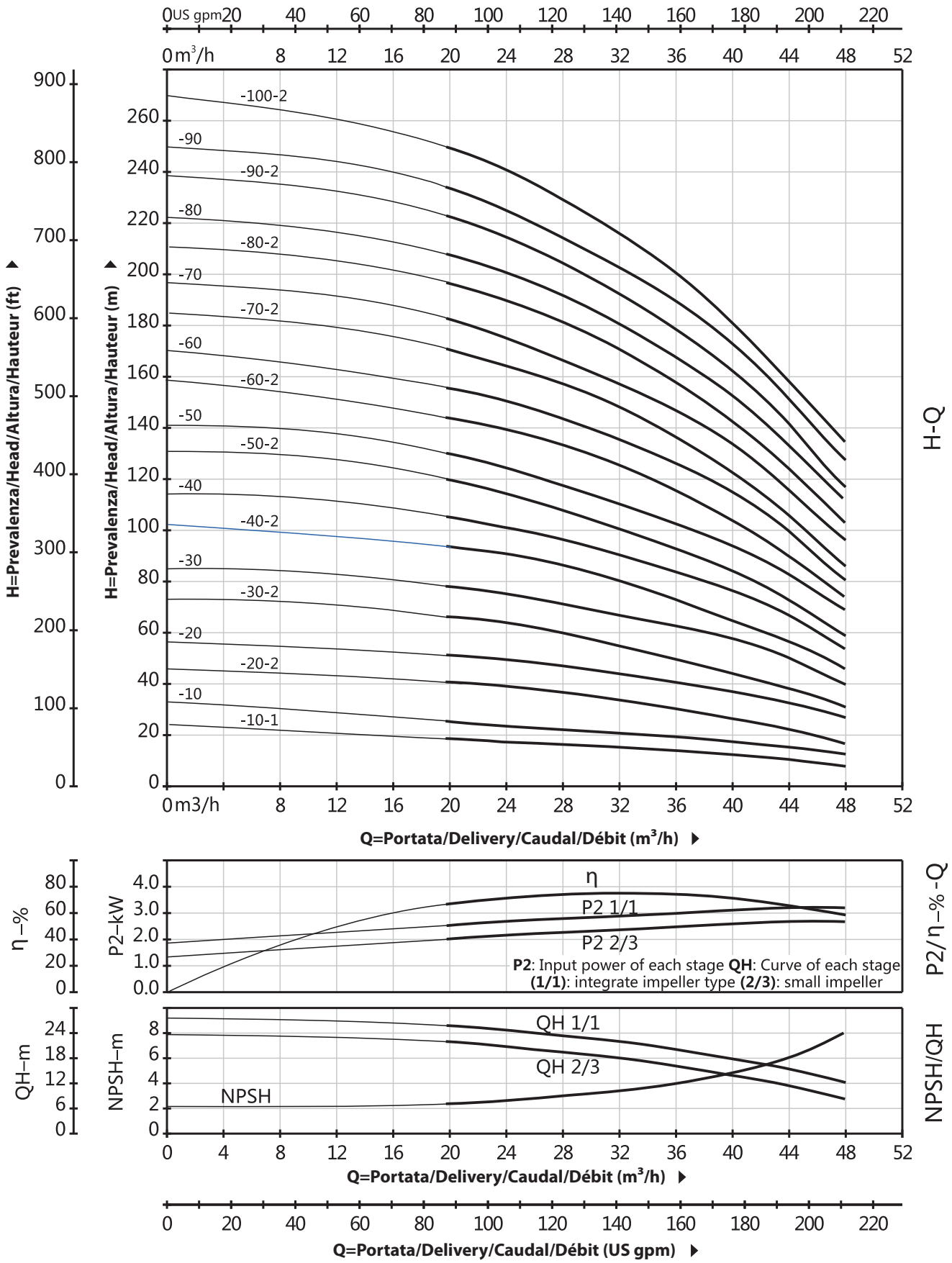

QVM-C/QVM-S 45

DATI TECNICI/TECHNICAL DATA/DATOS TÉCNICOS/DONNÉES TECHNIQUES

60 Hz n=3500 rpm

MODELLO MODEL MODELO MODÈLE QVM-C/S	DN mm	Potenza Power Potencia Puissance kw	hp	Q=Portata/Delivery/Caudal/Débit us gpm	88	106	132	141	159	176	185	198	211	220	242	264	286	308	352	374	396	441	507	573
				l/min	333	400	500	533	600	667	700	750	800	833	917	1000	1083	1167	1333	1417	1500	1667	1917	2167
				m³/h	20	24	30	32	36	40	42	45	48	50	55	60	65	70	80	85	90	100	115	130
				H=Prevalenza/Head/Altura/Hauteur (m)																				
45-10-1	80x80	5.5	7.5		-	-	29	29	28	27	26	25	24	23	21	19	16	-	-	-	-	-	-	-
45-10	80x80	7.5	10		-	-	34	34	33	32	31.5	30	29	29	27	25	22	-	-	-	-	-	-	-
45-20-2	80x80	11	15		-	-	57	56	55	53	52	49	47	46	43	38	33	-	-	-	-	-	-	-
45-20	80x80	15	20		-	-	69	68	67	65	63	61	60	59	55	50	44	-	-	-	-	-	-	-
45-30-2	80x80	18.5	25		-	-	90	89	87	85	83	80	77	75	72	63	55	-	-	-	-	-	-	-
45-30	80x80	18.5	25		-	-	102	101	99	97	95	92	90	88	82	76	68	-	-	-	-	-	-	-
45-40-2	80x80	22	30		-	-	125	123	121	118	115	112	108	105	98	89	78	-	-	-	-	-	-	-
45-40	80x80	30	40		-	-	136	135	132	129	126	123	119	117	112	102	89	-	-	-	-	-	-	-
45-50-2	80x80	30	40		-	-	159	157	153	149	146	142	137	134	121	115	99	-	-	-	-	-	-	-
45-50	80x80	30	40		-	-	171	169	165	161	158	154	149	145	138	126	112	-	-	-	-	-	-	-
45-60-2	80x80	37	50		-	-	194	192	187	182	178	173	167	163	155	139	122	-	-	-	-	-	-	-
45-60	80x80	37	50		-	-	205	203	198	193	190	186	180	176	166	152	134	-	-	-	-	-	-	-
45-70-2	80x80	45	60		-	-	227	224	219	213	210	205	198	193	182	165	144	-	-	-	-	-	-	-
45-70	80x80	45	60		-	-	239	236	231	226	221	216	209	204	194	178	157	-	-	-	-	-	-	-

QVM-C/QVM-S 45

DIMENSIONI E PESO/DIMENSIONS AND WEIGHT/DIMENSIONES Y PESOS/DIMENSIONS ET POIDS

MODELLO MODEL MODELO MODÈLE QVM-C/S	B1	B	D1	D2	COMUNE COMMON COMÚN COMMUN	kg
45-10-1	561	952	260	208	DN=80 a=140 b=190 c=245 d=365 e=45 f=266 g=330 h=14 j=140 k=365 m=80 n=8 r=160 s=18 t=200 w=120	101
45-10	561	952	260	208		106
45-20-2	748	1248	330	255		178
45-20	748	1248	330	255		188
45-30-2	828	1378	330	255		213
45-30	828	1378	330	255		213
45-40-2	908	1483	360	285		253
45-40	908	1558	400	310		309
45-50-2	988	1638	400	310		313
45-50	988	1638	400	310		313
45-60-2	1068	1718	400	310		340
45-60	1068	1718	400	310		340
45-70-2	1148	1833	460	340		404
45-70	1148	1833	460	340		404



QVM-C/QVM-S 45

CURVA DI PRESTAZIONE/PERFORMANCE CURVE/CURVA DE RENDIMIENTO/COURBE DE PERFORMANCE

60 Hz n=3500 rpm

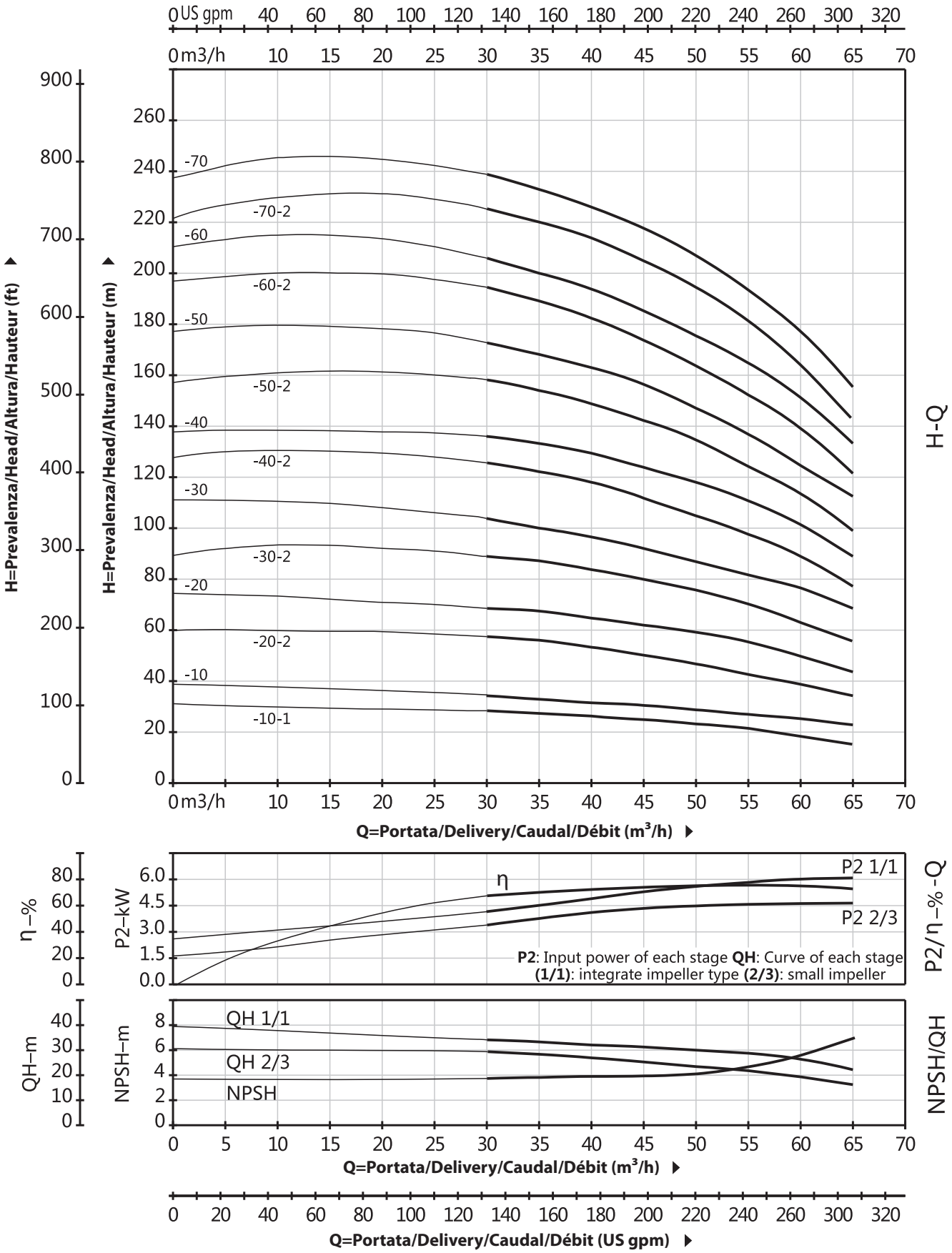

QVM-C/QVM-S 64

DATI TECNICI/TECHNICAL DATA/DATOS TÉCNICOS/DONNÉES TECHNIQUES

60 Hz n=3500 rpm

MODELLO MODEL MODELO MODÈLE QVM-C/S	DN mm	Potenza Power Potencia Puissance kw	hp	Q=Portata/Delivery/Caudal/Débit us gpm	88	106	132	141	159	176	185	198	211	220	242	264	286	308	352	374	396	441	507	573
				l/min	333	400	500	533	600	667	700	750	800	833	917	1000	1083	1167	1333	1417	1500	1667	1917	2167
				m³/h	20	24	30	32	36	40	42	45	48	50	55	60	65	70	80	85	90	100	115	130
				H=Prevalenza/Head/Altura/Hauteur (m)																				
64-10-1	100x100	7.5	10		-	-	-	-	-	26	26	26	25	25	24	23	22	21	18	16	14	10	-	-
64-10	100x100	11	15		-	-	-	-	-	37	37	36	35	35	34	33	32	31	28	26	24	21	-	-
64-20-2	100x100	15	20		-	-	-	-	-	53	53	52	51	50	49	47	44	42	37	34	31	23	-	-
64-20	100x100	22	30		-	-	-	-	-	74	74	73	72	72	70	67	64	62	57	54	51	42	-	-
64-30-2	100x100	22	30		-	-	-	-	-	93	92	91	89	88	84	80	76	72	65	61	56	45	-	-
64-30	100x100	30	40		-	-	-	-	-	112	111	110	109	108	104	100	96	93	86	82	77	65	-	-
64-40-2	100x100	37	50		-	-	-	-	-	130	129	127	125	124	120	115	110	103	94	89	83	66	-	-
64-40	100x100	45	60		-	-	-	-	-	152	150	148	146	144	140	135	130	123	114	108	102	86	-	-
64-50-2	100x100	45	60		-	-	-	-	-	172	170	167	164	162	157	151	144	137	126	119	112	91	-	-

QVM-C/QVM-S 64

DIMENSIONI E PESO/DIMENSIONS AND WEIGHT/DIMENSIONES Y PESOS/DIMENSIONS ET POIDS

MODELLO MODEL MODELO MODÈLE QVM-C/S	B1	B	D1	D2	COMUNE COMMON COMÚN COMMUN	kg
64-10-1	561	951	260	208	DN=100 a=140 b=190 c=245 d=365 e=45 f=266 g=330 h=14 j=140 k=365 m=100 n=8 r=180 s=18 t=220 w=150	109
64-10	671	1171	330	255		177
64-20-2	754	1254	330	255		187
64-20	754	1329	360	285		248
64-30-2	836	1411	360	285		252
64-30	836	1486	400	310		313
64-40-2	919	1569	400	310		336
64-40	919	1604	460	340		398
64-50-2	1001	1686	460	340		402



QVM-S QVM-C

QVM-C/QVM-S 64

CURVA DI PRESTAZIONE/PERFORMANCE CURVE/CURVA DE RENDIMIENTO/COURBE DE PERFORMANCE

60 Hz n=3500 rpm

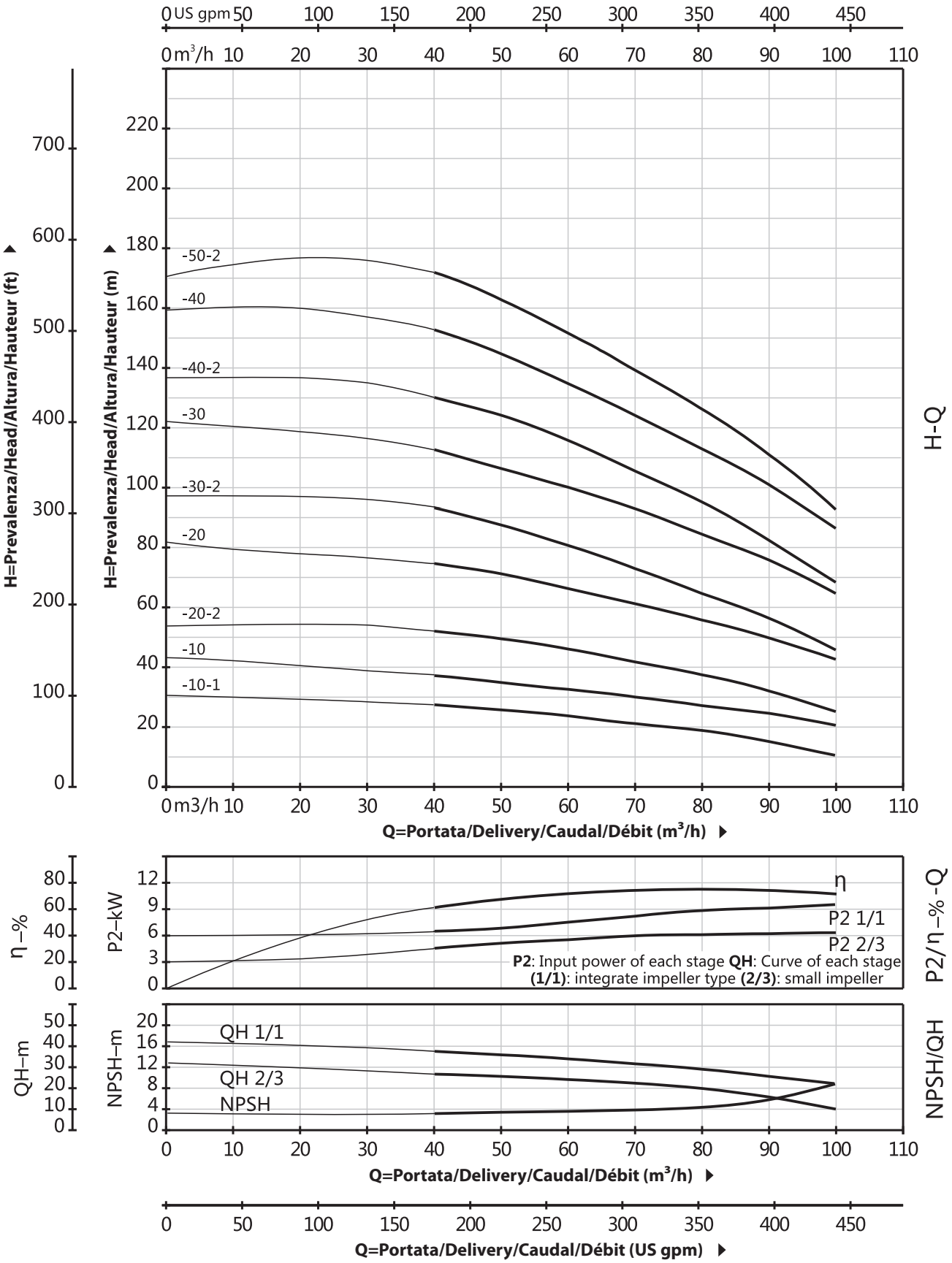

QVM-C/QVM-S 90

DATI TECNICI/TECHNICAL DATA/DATOS TÉCNICOS/DONNÉES TECHNIQUES

60 Hz n=3500 rpm

MODELLO MODEL MODELO MODÈLE QVM-C/S	DN mm	Potenza Power Potencia Puissance kw	hp	Q=Portata/Delivery/Caudal/Débit us gpm	88	106	132	141	159	176	185	198	211	220	242	264	286	308	352	374	396	441	507	573
				l/min	333	400	500	533	600	667	700	750	800	833	917	1000	1083	1167	1333	1417	1500	1667	1917	2167
				m³/h	20	24	30	32	36	40	42	45	48	50	55	60	65	70	80	85	90	100	115	130
				H=Prevalenza/Head/Altura/Hauteur (m)																				
90-10-1	100x100	11	15		-	-	-	-	-	-	-	-	-	-	-	31	29	27	25	24	23	21	16	9
90-10	100x100	15	20		-	-	-	-	-	-	-	-	-	-	-	36	36	35	33	31	30	29	25	18
90-20-2	100x100	18.5	25		-	-	-	-	-	-	-	-	-	-	-	59	58	57	54	51	48	44	36	22
90-20-1	100x100	22	30		-	-	-	-	-	-	-	-	-	-	-	67	66	65	62	59	57	51	44	33
90-20	100x100	30	40		-	-	-	-	-	-	-	-	-	-	-	76	75	73	69	66	64	60	54	44
90-30-2	100x100	37	50		-	-	-	-	-	-	-	-	-	-	-	98	96	94	88	85	82	75	64	46
90-30-1	100x100	37	50		-	-	-	-	-	-	-	-	-	-	-	108	106	104	98	94	90	83	74	56
90-30	100x100	45	60		-	-	-	-	-	-	-	-	-	-	-	116	114	111	105	102	97	93	84	69
90-40-2	100x100	45	60		-	-	-	-	-	-	-	-	-	-	-	141	138	135	128	124	118	109	96	72

QVM-C/QVM-S 90

DIMENSIONI E PESO/DIMENSIONS AND WEIGHT/DIMENSIONES Y PESOS/DIMENSIONS ET POIDS

MODELLO MODEL MODELO MODÈLE QVM-C/S	B1	B	D1	D2	COMUNE COMMON COMÚN COMMUN	kg
90-10-1	571	1071	330	255	DN=100 a=140 b=199 c=255 d=380 e=45 f=280 g=348 h=14 j=140 k=380 m=100 n=8 r=180 s=18 t=220 w=150	177
90-10	571	1071	330	255		188
90-20-2	773	1323	330	255		211
90-20-1	773	1348	360	285		248
90-20	773	1423	400	310		304
90-30-2	865	1515	400	310		330
90-30-1	865	1515	400	310		330
90-30	865	1550	460	340		392
90-40-2	957	1642	460	340		396



QVM-S QVM-C

QVM-C/QVM-S 90

CURVA DI PRESTAZIONE/PERFORMANCE CURVE/CURVA DE RENDIMIENTO/COURBE DE PERFORMANCE

60 Hz n=3500 rpm

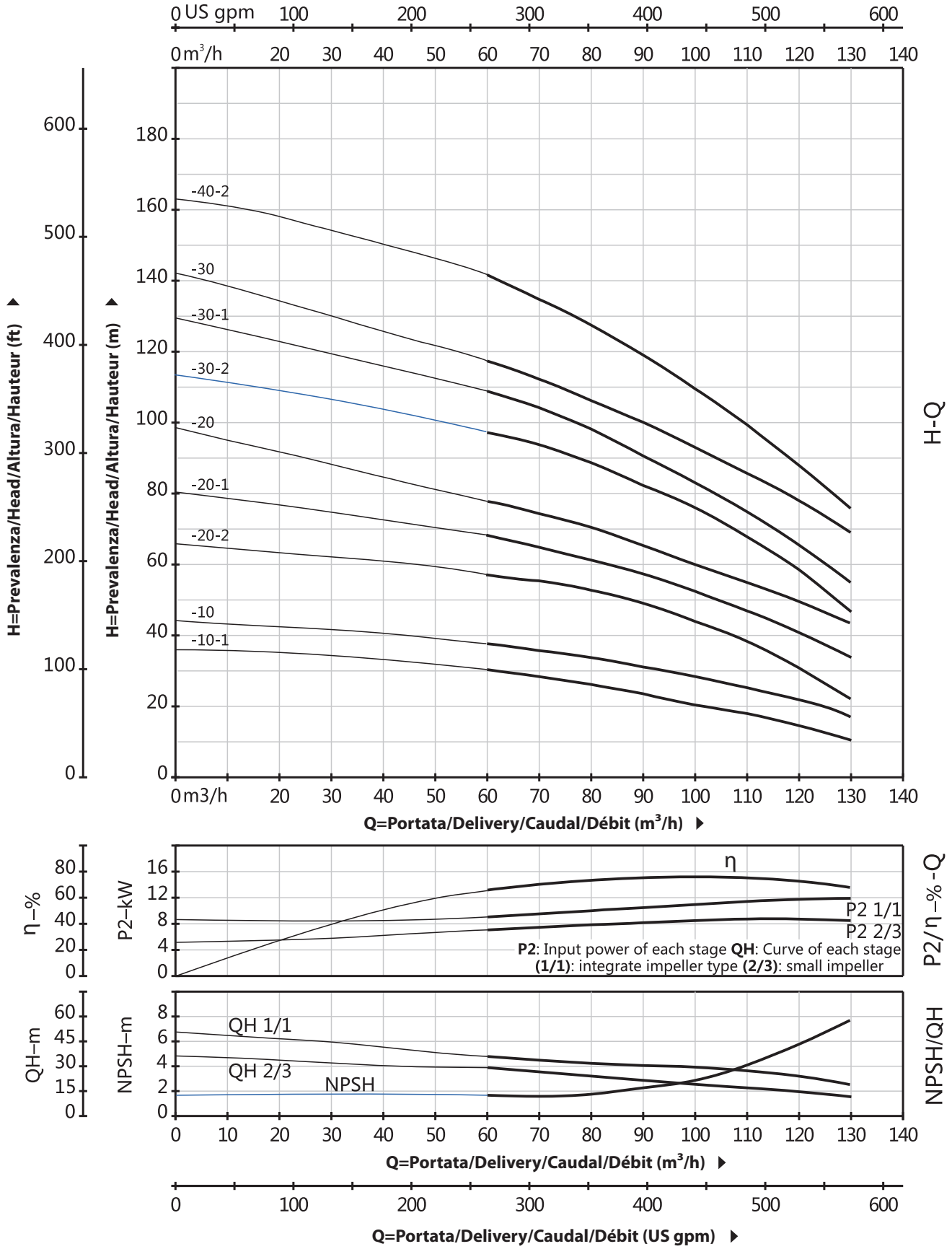

NOTES

NOTES

QUADRA

MADE IN ITALY

www.quadra-italy.com

Clean

Civil

Industry

Agriculture

QB

Booster per alimentazione idrica
Water supply booster
Booster para suministro de agua
Surpresseur pour alimentation en eau

60 Hz

QUADRA
MADE IN ITALY

www.quadra-italy.com



Clean
Civil
Industry
Agriculture

QB

Booster per alimentazione idrica
Water supply booster
Booster para suministro de agua
Surpresseur pour alimentation en eau

DESCRIZIONE/DESCRIPTION
DESCRIPCIONES/DESCRIPTION

Nuovo sistema di alimentazione idrica.
Dotato di serbatoio di accumulo di adeguata capacità.
Serbatoio realizzato in acciaio inossidabile di classe alimentare.
Equipaggiato con unità di pompaggio per l'alimentazione idrica di elevata qualità.
L'unità di pompaggio è indipendente dal serbatoio, facile da mantenere e pulire.
Dotato di un modulo di prevenzione di pressione negativa.
Equipaggiato con un quadro di controllo multifunzione.
Per soddisfare ogni necessità, la soluzione è proposta
con due o tre pompe verticali QVM

A new water supply system
Equipped with a water tank of a certain volume
Tank made of the stainless steel in food class
Equipped with a water supply quality pump unit
The water supply pump unit is independent from the water tank,
easy to be maintained and cleaned.
Equipped with a negative pressure preventing module
Equipped with a multi-function control panel
To meet every requirement, the solution is offered with two
or three vertical QVM pumps.

Un nuevo sistema de suministro de agua
Equipado con un tanque de agua de cierto volumen.
Tanque fabricado en acero inoxidable de categoría alimentaria.
Equipado con una unidad de bomba de calidad de suministro de agua.
La unidad de bomba de suministro de agua es independiente
del tanque de agua, fácil de mantener y limpiar.
Equipado con un módulo de prevención de presión negativa.
Equipado con un panel de control multifunción
Para satisfacer cada necesidad, la solución se ofrece
con dos o tres bombas verticales QVM.

Un nouveau système d'approvisionnement en eau
Equipé d'un réservoir d'eau d'un certain volume
Réservoir en acier inoxydable de classe alimentaire
Equipé d'un groupe motopompe de qualité d'alimentation en eau
Le groupe pompe d'alimentation en eau est indépendant du réservoir d'eau,
facile à entretenir et à nettoyer.
Equipé d'un module de prévention de pression négative
Equipé d'un panneau de commande multifonction
Pour répondre à chaque besoin, la solution est proposée
avec deux ou trois pompes verticales QVM.

APPLICAZIONI/APPLICATIONS/APLICACIONES/APPLICATIONS

Questa soluzione è adatta a quelle aree con una rete idrica comunale relativamente instabile, lunghi periodi di picco di utilizzo dell'acqua e un requisito molto rigoroso sul rumore, come ospedali, scuole, ecc..

This solution is suitable for those area with relatively unstable municipal pipe network, long water used peak time and a very strict requirement on the noise, such as hospital, school etc.

Esta solución es adecuada para aquellas áreas con redes de tuberías municipales relativamente inestables, períodos pico de consumo prolongado de agua y requisitos muy estrictos sobre el ruido, como hospital, escuela, etc.

Cette solution est adaptée aux zones dotées d'un réseau de canalisations municipal relativement instable, d'une longue période de pointe d'utilisation de l'eau et d'exigences très strictes sur le bruit, comme l'hôpital, l'école, etc.

n ≈ 3500 rpm

LIMITI DI UTILIZZO/USING LIMITS
LÍMITES UTILIZACIÓN/UTILISATION LIMITES

Temperatura del liquido tra -10 °C e +120 °C
Temperatura massima ambiente tra 0 °C and +50°C
Pressione massima di esercizio 25 bar
Servizio continuo S1

Liquid temperature between -10 °C and +120 °C
Ambient temperature between 0 °C and +50°C
Max. working pressure 25 bar
Continuous service S1

Temperatura del líquido de -10 °C hasta +120 °C
Temperatura ambiente de 0 °C hasta +50°C
Presión máxima de trabajo: 25 bar
Funcionamiento continuo S1

Température du liquide entre -10 °C et +120 °C
Température ambiante entre 0 °C et +50 °C
Max. pression de service 25 bar
Service continu S1

CODICE MODELLO/MODEL CODE
CÓDIGO MODELO/CODE MODÈLE

Esempio/For example/Por ejemplo/Par exemple

QB 95/8-2C

- **2C**=Due pompe combinate
  Two combined pumps
  Dos bombas combinadas
  Deux pompes combinées
  3C=Tre pompe combinate
  Three combined pumps
  Tres bombas combinadas
  Trois pompes combinées
- **8**= Portata nominale (m³/h)
  Nominal flow rate (m³/h)
  Caudal nominal (m³/h)
  Débit nominal (m³/h)
- **95**= Prevalenza nominale (m)
  Nominal Head (m)
  Altura Nominal (m)
  Hauteur Nominale (m)
- **QB**=Booster per alimentazione idrica
  Water supply booster
  Booster para suministro de agua
  Surpresseur pour alimentation en eau

QB

DATI TECNICI/TECHNICAL DATA/DATOS TÉCNICOS/DONNÉES TECHNIQUES

60 Hz n=3500 rpm

MODELLO MODEL MODELO MODÈLE QB	Prevalenza Head Altura Hauteur m	Portata Delivery Caudal Débit m^3/h	Pompa Pump Bomba Pompe QVM	Potenza Power Potencia Puissance kw	Tank size ΦxL	User no.
23/8-2C	23	8	4-2	0.75	Φ600x1.3	25
36/8-2C	36	8	4-3	1.1	Φ600x1.3	25
48/8-2C	48	8	4-4	1.5	Φ600x1.3	25
60/8-2C	60	8	4-5	2.2	Φ600x1.3	25
72/8-2C	72	8	4-6	2.2	Φ600x1.3	25
84/8-2C	84	8	4-7	3	Φ600x1.3	25
95/8-2C	95	8	4-8	3	Φ600x1.3	25
120/8-2C	120	8	4-10	4	Φ600x1.3	25
145/8-2C	145	8	4-12	4	Φ600x1.3	25
170/8-2C	170	8	4-14	5.5	Φ600x1.3	25
196/8-2C	196	8	4-16	5.5	Φ600x1.3	25
12/16-2C	12	16	8-2-1	0.75	Φ600x1.3	80
26/16-2C	26	16	8-2	1.5	Φ600x1.3	80
40/16-2C	40	16	8-3	2.2	Φ600x1.3	80
54/16-2C	54	16	8-4	3	Φ600x1.3	80
68/16-2C	68	16	8-5	3	Φ600x1.3	80
82/16-2C	82	16	8-6	4	Φ600x1.3	80
110/16-2C	110	16	8-8	5.5	Φ600x1.3	80
140/16-2C	140	16	8-10	7.5	Φ600x1.3	80
167/16-2C	167	16	8-12	7.5	Φ600x1.3	80
195/16-2C	195	16	8-14	11	Φ600x1.3	80
12/20-2C	12	20	10-1	0.75	Φ600x1.3	80
25/20-2C	25	20	10-2	1.5	Φ600x1.3	80
38/20-2C	38	20	10-3	2.2	Φ600x1.3	80
51/20-2C	51	20	10-4	3	Φ600x1.3	80
64/20-2C	64	20	10-5	3	Φ600x1.3	80
77/20-2C	77	20	10-6	4	Φ600x1.3	80
90/20-2C	90	20	10-7	5.5	Φ600x1.3	80
103/20-2C	103	20	10-8	5.5	Φ600x1.3	80
116/20-2C	116	20	10-9	5.5	Φ600x1.3	80
129/20-2C	129	20	10-10	7.5	Φ600x1.3	80
156/20-2C	156	20	10-12	7.5	Φ600x1.3	80
183/20-2C	183	20	10-14	11	Φ600x1.3	80
210/20-2C	210	20	10-16	11	Φ600x1.3	80
224/20-2C	224	20	10-17	11	Φ600x1.3	80
14.5/24-2C	14.5	24	12-1	1.1	Φ800x1.5	150
32/24-2C	32	24	12-2	2.2	Φ800x1.5	150
48/24-2C	48	24	12-3	4	Φ800x1.5	150
64/24-2C	64	24	12-4	5.5	Φ800x1.5	150

MODELLO MODEL MODELO MODÈLE QB	Prevalenza Head Altura Hauteur m	Portata Delivery Caudal Débit m^3/h	Pompa Pump Bomba Pompe QVM	Potenza Power Potencia Puissance kw	Tank size ΦxL	User no.
80/24-2C	80	24	12-5	5.5	Φ800x1.5	150
96/24-2C	96	24	12-6	7.5	Φ800x1.5	150
112/24-2C	112	24	12-7	7.5	Φ800x1.5	150
128/24-2C	128	24	12-8	11	Φ800x1.5	150
161/24-2C	161	24	12-10	11	Φ800x1.5	150
193/24-2C	193	24	12-12	15	Φ800x1.5	150
225/24-2C	225	24	12-14	15	Φ800x1.5	150
17/32-2C	17	32	16-2-1	2.2	Φ800x1.5	220
35/32-2C	35	32	16-2	4	Φ800x1.5	220
54/32-2C	54	32	16-3	5.5	Φ800x1.5	220
72/32-2C	72	32	16-4	7.5	Φ800x1.5	220
90/32-2C	90	32	16-5	11	Φ800x1.5	220
108/32-2C	108	32	16-6	11	Φ800x1.5	220
126/32-2C	126	32	16-7	15	Φ800x1.5	220
144/32-2C	144	32	16-8	15	Φ800x1.5	220
181/32-2C	181	32	16-10	18.5	Φ800x1.5	220
17/40-2C	17	40	20-1	2.2	Φ800x1.5	260
35/40-2C	35	40	20-2	4	Φ800x1.5	260
53/40-2C	53	40	20-3	5.5	Φ800x1.5	260
72/40-2C	72	40	20-4	7.5	Φ800x1.5	260
90/40-2C	90	40	20-5	11	Φ800x1.5	260
108/40-2C	108	40	20-6	11	Φ800x1.5	260
127/40-2C	127	40	20-7	15	Φ800x1.5	260
146/40-2C	146	40	20-8	15	Φ800x1.5	260
185/40-2C	185	40	20-10	18.5	Φ800x1.5	260
17/64-2C	17	64	32-10-1	3	Φ1000x2.0	500
23/64-2C	23	64	32-10	4	Φ1000x2.0	500
35/64-2C	35	64	32-20-2	5.5	Φ1000x2.0	500
45/64-2C	45	64	32-20	7.5	Φ1000x2.0	500
57/64-2C	57	64	32-30-2	7.5	Φ1000x2.0	500
67/64-2C	67	64	32-30	11	Φ1000x2.0	500
81/64-2C	81	64	32-40-2	11	Φ1000x2.0	500
91/64-2C	91	64	32-40	15	Φ1000x2.0	500
102/64-2C	102	64	32-50-2	15	Φ1000x2.0	500
112/64-2C	112	64	32-50	18.5	Φ1000x2.0	500
126/64-2C	126	64	32-60-2	18.5	Φ1000x2.0	500
136/64-2C	136	64	32-60	18.5	Φ1000x2.0	500
149/64-2C	149	64	32-70-2	22	Φ1000x2.0	500
159/64-2C	159	64	32-70	22	Φ1000x2.0	500

QB

DATI TECNICI/TECHNICAL DATA/DATOS TÉCNICOS/DONNÉES TECHNIQUES

60 Hz n=3500 rpm

MODELLO MODEL MODELO MODÈLE QB	Prevalenza Head Altura Hauteur m	Portata Delivery Caudal Débit m^3/h	Pompa Pump Bomba Pompe QVM	Potenza Power Potencia Puissance kw	Tank size ΦxL	User no.
172/64-2C	172	64	32-80-2	22	Φ1000x2.0	500
181/64-2C	181	64	32-80	30	Φ1000x2.0	500
194/64-2C	194	64	32-90-2	30	Φ1000x2.0	500
204/64-2C	204	64	32-90	30	Φ1000x2.0	500
217/64-2C	217	64	32-100-2	30	Φ1000x2.0	500
25/90-2C	25	90	45-10-1	5.5	Φ1000x2.0	600
30/90-2C	30	90	45-10	7.5	Φ1000x2.0	600
49/90-2C	49	90	45-20-2	11	Φ1000x2.0	600
61/90-2C	61	90	45-20	15	Φ1000x2.0	600
80/90-2C	80	90	45-30-2	18.5	Φ1000x2.0	600
92/90-2C	92	90	45-30	18.5	Φ1000x2.0	600
112/90-2C	112	90	45-40-2	22	Φ1000x2.0	600
123/90-2C	123	90	45-40	30	Φ1000x2.0	600
142/90-2C	142	90	45-50-2	30	Φ1000x2.0	600
154/90-2C	154	90	45-50	30	Φ1000x2.0	600
173/90-2C	173	90	45-60-2	37	Φ1000x2.0	600
186/90-2C	186	90	45-60	37	Φ1000x2.0	600
205/90-2C	205	90	45-70-2	45	Φ1000x2.0	600
216/90-2C	216	90	45-70	45	Φ1000x2.0	600
22/130-2C	22	130	64-10-1	7.5	Φ1200x2.0	1200
32/130-2C	32	130	64-10	11	Φ1200x2.0	1200
44/130-2C	44	130	64-20-2	15	Φ1200x2.0	1200
64/130-2C	64	130	64-20	22	Φ1200x2.0	1200
76/130-2C	76	130	64-30-2	22	Φ1200x2.0	1200
96/130-2C	96	130	64-30	30	Φ1200x2.0	1200
110/130-2C	110	130	64-40-2	37	Φ1200x2.0	1200
130/130-2C	130	130	64-40	45	Φ1200x2.0	1200
144/130-2C	144	130	64-50-2	45	Φ1200x2.0	1200
23/180-2C	23	180	90-10-1	11	Φ1200x2.0	1600
30/180-2C	30	180	90-10	15	Φ1200x2.0	1600
48/180-2C	48	180	90-20-2	18.5	Φ1200x2.0	1600
57/180-2C	57	180	90-20-1	22	Φ1200x2.0	1600
64/180-2C	64	180	90-20	30	Φ1200x2.0	1600
82/180-2C	82	180	90-30-2	37	Φ1200x2.0	1600
90/180-2C	90	180	90-30-1	37	Φ1200x2.0	1600
97/180-2C	97	180	90-30	45	Φ1200x2.0	1600
118/180-2C	118	180	90-40-2	45	Φ1200x2.0	1600

MODELLO MODEL MODELO MODÈLE QB	Prevalenza Head Altura Hauteur m	Portata Delivery Caudal Débit m^3/h	Pompa Pump Bomba Pompe QVM	Potenza Power Potencia Puissance kw	Tank size ΦxL	User no.
23/12-3C	23	12	4-2	0.75	Φ600x1.3	50
36/12-3C	36	12	4-3	1.1	Φ600x1.3	50
48/12-3C	48	12	4-4	1.5	Φ600x1.3	50
60/12-3C	60	12	4-5	2.2	Φ600x1.3	50
72/12-3C	72	12	4-6	2.2	Φ600x1.3	50
84/12-3C	84	12	4-7	3	Φ600x1.3	50
95/12-3C	95	12	4-8	3	Φ600x1.3	50
120/12-3C	120	12	4-10	4	Φ600x1.3	50
145/12-3C	145	12	4-12	4	Φ600x1.3	50
170/12-3C	170	12	4-14	5.5	Φ600x1.3	50
196/12-3C	196	12	4-16	5.5	Φ600x1.3	50
12/24-3C	12	24	8-2-1	0.75	Φ800x1.5	150
26/24-3C	26	24	T 8-2	1.5	Φ800x1.5	150
40/24-3C	40	24	T 8-3	2.2	Φ800x1.5	150
54/24-3C	54	24	T 8-4	3	Φ800x1.5	150
68/24-3C	68	24	T 8-5	3	Φ800x1.5	150
82/24-3C	82	24	T 8-6	4	Φ800x1.5	150
110/24-3C	110	24	T 8-8	5.5	Φ800x1.5	150
140/24-3C	140	24	8-10	7.5	Φ800x1.5	150
167/24-3C	167	24	8-12	7.5	Φ800x1.5	150
195/24-3C	195	24	8-14	11	Φ800x1.5	150
12/30-3C	12	30	10-1	0.75	Φ800x1.5	150
25/30-3C	25	30	10-2	1.5	Φ800x1.5	150
38/30-3C	38	30	10-3	2.2	Φ800x1.5	150
51/30-3C	51	30	10-4	3	Φ800x1.5	150
64/30-3C	64	30	10-5	3	Φ800x1.5	150
77/30-3C	77	30	10-6	4	Φ800x1.5	150
90/30-3C	90	30	10-7	5.5	Φ800x1.5	150
103/30-3C	103	30	10-8	5.5	Φ800x1.5	150
116/30-3C	116	30	10-9	5.5	Φ800x1.5	150
129/30-3C	129	30	10-10	7.5	Φ800x1.5	150
156/30-3C	156	30	10-12	7.5	Φ800x1.5	150
183/30-3C	183	30	10-14	11	Φ800x1.5	150
210/30-3C	210	30	10-16	11	Φ800x1.5	150
224/30-3C	224	30	10-17	11	Φ800x1.5	150
14.5/36-3C	14.5	36	12-1	1.1	Φ800x1.5	220
32/36-3C	32	36	12-2	2.2	Φ800x1.5	220
48/36-3C	48	36	12-3	4	Φ800x1.5	220
64/36-3C	64	36	12-4	5.5	Φ800x1.5	220

QB

DATI TECNICI/TECHNICAL DATA/DATOS TÉCNICOS/DONNÉES TECHNIQUES

60 Hz n=3500 rpm

MODELLO MODEL MODELO MODÈLE QB	Prevalenza Head Altura Hauteur m	Portata Delivery Caudal Débit m^3/h	Pompa Pump Bomba Pompe QVM	Potenza Power Potencia Puissance kw	Tank size ΦxL	User no.
80/36-3C	80	36	12-5	5.5	Φ800x1.5	220
96/36-3C	96	36	12-6	7.5	Φ800x1.5	220
112/36-3C	112	36	12-7	7.5	Φ800x1.5	220
128/36-3C	128	36	12-8	11	Φ800x1.5	220
161/36-3C	161	36	12-10	11	Φ800x1.5	220
193/36-3C	193	36	12-12	15	Φ800x1.5	220
225/36-3C	225	36	12-14	15	Φ800x1.5	220
17/48-3C	17	48	16-2-1	2.2	Φ800x1.5	300
35/48-3C	35	48	16-2	4	Φ800x1.5	300
54/48-3C	54	48	16-3	5.5	Φ800x1.5	300
72/48-3C	72	48	16-4	7.5	Φ800x1.5	300
90/48-3C	90	48	16-5	11	Φ800x1.5	300
108/48-3C	108	48	16-6	11	Φ800x1.5	300
126/48-3C	126	48	16-7	15	Φ800x1.5	300
144/48-3C	144	48	16-8	15	Φ800x1.5	300
181/48-3C	181	48	16-10	18.5	Φ800x1.5	300
17/60-3C	17	60	20-1	2.2	Φ1000x2.0	500
35/60-3C	35	60	20-2	4	Φ1000x2.0	500
53/60-3C	53	60	20-3	5.5	Φ1000x2.0	500
72/60-3C	72	60	20-4	7.5	Φ1000x2.0	500
90/60-3C	90	60	20-5	11	Φ1000x2.0	500
108/60-3C	108	60	20-6	11	Φ1000x2.0	500
127/60-3C	127	60	20-7	15	Φ1000x2.0	500
146/60-3C	146	60	20-8	15	Φ1000x2.0	500
185/60-3C	185	60	20-10	18.5	Φ1000x2.0	500
17/96-3C	17	96	32-10-1	3	Φ1000x2.0	900
23/96-3C	23	96	32-10	4	Φ1000x2.0	900
35/96-3C	35	96	32-20-2	5.5	Φ1000x2.0	900
45/96-3C	45	96	32-20	7.5	Φ1000x2.0	900
57/96-3C	57	96	32-30-2	7.5	Φ1000x2.0	900
67/96-3C	67	96	32-30	11	Φ1000x2.0	900
81/96-3C	81	96	32-40-2	11	Φ1000x2.0	900
91/96-3C	91	96	32-40	15	Φ1000x2.0	900
102/96-3C	102	96	32-50-2	15	Φ1000x2.0	900
112/96-3C	112	96	32-50	18.5	Φ1000x2.0	900
126/96-3C	126	96	32-60-2	18.5	Φ1000x2.0	900
136/96-3C	136	96	32-60	18.5	Φ1000x2.0	900
149/96-3C	149	96	32-70-2	22	Φ1000x2.0	900
159/96-3C	159	96	32-70	22	Φ1000x2.0	900

MODELLO MODEL MODELO MODÈLE QB	Prevalenza Head Altura Hauteur m	Portata Delivery Caudal Débit m^3/h	Pompa Pump Bomba Pompe QVM	Potenza Power Potencia Puissance kw	Tank size ΦxL	User no.
172/96-3C	172	96	32-80-2	22	Φ1000x2.0	900
181/96-3C	181	96	32-80	30	Φ1000x2.0	900
194/96-3C	194	96	32-90-2	30	Φ1000x2.0	900
204/96-3C	204	96	32-90	30	Φ1000x2.0	900
217/96-3C	217	96	32-100-2	30	Φ1000x2.0	900
25/135-3C	25	135	45-10-1	5.5	Φ1200x2.0	1200
30/135-3C	30	135	45-10	7.5	Φ1200x2.0	1200
49/135-3C	49	135	45-20-2	11	Φ1200x2.0	1200
61/135-3C	61	135	45-20	15	Φ1200x2.0	1200
80/135-3C	80	135	45-30-2	18.5	Φ1200x2.0	1200
92/135-3C	92	135	45-30	18.5	Φ1200x2.0	1200
112/135-3C	112	135	45-40-2	22	Φ1200x2.0	1200
123/135-3C	123	135	45-40	30	Φ1200x2.0	1200
142/135-3C	142	135	45-50-2	30	Φ1200x2.0	1200
154/135-3C	154	135	45-50	30	Φ1200x2.0	1200
173/135-3C	173	135	45-60-2	37	Φ1200x2.0	1200
186/135-3C	186	135	45-60	37	Φ1200x2.0	1200
205/135-3C	205	135	45-70-2	45	Φ1200x2.0	1200
216/135-3C	216	135	45-70	45	Φ1200x2.0	1200
22/195-3C	22	195	64-10-1	7.5	Φ1200x2.0	1600
32/195-3C	32	195	64-10	11	Φ1200x2.0	1600
44/195-3C	44	195	64-20-2	15	Φ1200x2.0	1600
64/195-3C	64	195	64-20	22	Φ1200x2.0	1600
76/195-3C	76	195	64-30-2	22	Φ1200x2.0	1600
96/195-3C	96	195	64-30	30	Φ1200x2.0	1600
110/195-3C	110	195	64-40-2	37	Φ1200x2.0	1600
130/195-3C	130	195	64-40	45	Φ1200x2.0	1600
144/195-3C	144	195	64-50-2	45	Φ1200x2.0	1600
23/270-3C	23	270	90-10-1	11	Φ1400x2.5	2200
30/270-3C	30	270	90-10	15	Φ1400x2.5	2200
48/270-3C	48	270	90-20-2	18.5	Φ1400x2.5	2200
57/270-3C	57	270	90-20-1	22	Φ1400x2.5	2200
64/270-3C	64	270	90-20	30	Φ1400x2.5	2200
82/270-3C	82	270	90-30-2	37	Φ1400x2.5	2200
90/270-3C	90	270	90-30-1	37	Φ1400x2.5	2200
97/270-3C	97	270	90-30	45	Φ1400x2.5	2200
118/270-3C	118	270	90-40-2	45	Φ1400x2.5	2200

NOTES

QUADRA

MADE IN ITALY

www.quadra-italy.com

Clean

Civil

Industry

Fire

QJT

Sistema verticale+serbatoio
Vertical+Tank system
Sistema de Vertical+Tanque
Système Verticale + Tank

60Hz

Clean
Civil
Industry
Fire

QJT

Sistema verticale+serbatoio
Vertical+Tank system
Sistema de Vertical+Tanque
Système Verticale + Tank

DESCRIZIONE/DESCRIPTION
DESCRIPCIONES/DESCRIPTION

Sistema verticale con pompa QV + serbatoio
Motore IE3 ad alta efficienza con protezione IP55 Classe F
Corpo pompa con rivestimento anticorrosione
Girante in tecnopolimero
Albero in acciaio inox AISI 304 o ferro zincato
Cuscinetti NSK di alta qualità con tenuta meccanica resistente all'usura

Vertical system with QV pump + tank design
High-efficiency IE3 motor with IP55 Class F protection
Pump body with anti-corrosion coating
Technopolymer impeller
AISI 304 stainless steel or galvanized iron shaft
High-quality NSK bearings with wear-resistant mechanical seal

Sistema vertical con bomba QV + depósito
Motor IE3 de alta eficiencia con protección IP55 Clase F
Cuerpo de bomba con revestimiento anticorrosivo
Impulsor de tecnopolímero
Eje de acero inoxidable AISI 304 o hierro galvanizado
Rodamientos NSK de alta calidad con sello mecánico resistente al desgaste

Système vertical avec pompe QV + conception du réservoir
Moteur IE3 haute efficacité avec protection IP55 classe F
Corps de pompe avec revêtement anticorrosion
Roue en technopolymère
Arbre en acier inoxydable AISI 304 ou en fer galvanisé
Roulements NSK haute qualité avec garniture mécanique résistante à l'usure

LIMITI DI UTILIZZO/USING LIMITS
LÍMITES UTILIZACIÓN/UTILISATION LIMITES

Temperatura del liquido tra -10 °C e +120 °C
Temperatura massima ambiente tra -10 °C and +50°C
Pressione massima di esercizio 25 bar
Servizio continuo S1

Liquid temperature between -10 °C and +120 °C
Ambient temperature between -10 °C and +50°C
Max. working pressure 25 bar
Continuous service S1

Temperatura del líquido de -10 °C hasta +120 °C
Temperatura ambiente de -10 °C hasta +50°C
Presión máxima en el cuerpo de la bomba 25 bar
Funcionamiento continuo S1

Température du liquide entre -10 °C et +120 °C
Température ambiante entre -10 °C et +50 °C
Max. pression de service 25 bar
Service continu S1

DATI TECNICI/TECHNICAL DATA/DATOS TÉCNICOS/DONNÉES TECHNIQUES

MODELLO MODEL MODELO MODÈLE QJT	Portata Delivery Caudal Débit		Prevalenza Head Altura Hauteur		Potenza Power Potencia Puissance		Pompa Pump Bomba Pompe QV	Serbatoio Tank Tanque Réservoir
	m³/h	GPM	m	Bar	kW	hp		L
25/3	5.7	25	71.4	7	2	3	6×7/3	60
35/4	7.9	35	71.4	7	3	4	8×8/4	60
50/5.5	11.4	50	81.6	8	4	5.5	12×7/5.5	60
75/7.5	17	75	81.6	8	5.5	7.5	12×9/7.5	60
100/10	22.7	100	81.6	8	7.5	10	30×5/10	100
125/12	28.4	125	81.6	8	9	12	30×6/12	100
150/15	34.1	150	91.8	9	11	15	30×8/15	100

QUADRA

MADE IN ITALY

www.quadra-italy.com

QFFS-A

Accessori
Accessories
Accesorios
Accessoires

60 Hz

QFFS-C

Controller
Controller
Controlladora
Contrôleur

DESCRIZIONE/DESCRIPTION
DESCRIPCIONES/DESCRIPTION

Dotato di display Smartgen, integra tecnologie di digitalizzazione, automazione intelligente e rete per misurazioni precise dei dati, segnalazioni tramite allarmi, controllo remoto, monitoraggio e comunicazione.
Avviamento diretto (Direct On Line) oppure stella-triangolo.
Tutti i controllori sono completamente assemblati, cablati e collaudati.
Funzionamento automatico per l'avviamento, l'esercizio e la protezione del motore.
Opzioni di funzionamento automatico o manuale.

Equipped with Smartgen display screen,integrates digitalization, intellectualization and network technologies for precise data measurement, alarming protection,remote control, measuring and communication
DOL or Star Delta starter
All controllers completely assembled, wired, and tested
Self-acting to start,run, and protect the driver
Automatic or manual operation optionsl

Equipado con pantalla Smartgen, integra tecnologías de digitalización, automatización inteligente y red para la medición precisa de datos, señalización mediante alarmas, control remoto, monitorización y comunicación.
Arranque directo (Direct On Line) o estrella-triángulo.
Todos los controladores están completamente ensamblados, cableados y probados.
Funcionamiento automático para el arranque, operación y protección del motor.
Opciones de funcionamiento automático o manual.

Équipé d'un écran Smartgen, il intègre des technologies de numérisation, d'automatisation intelligente et de réseau pour des mesures précises des données, une signalisation par alarmes, le contrôle à distance, la surveillance et la communication.
Démarrage direct (Direct On Line) ou étoile-triangle.
Tous les contrôleurs sont entièrement assemblés, câblés et testés.
Fonctionnement automatique pour le démarrage, l'exploitation et la protection du moteur.
Options de fonctionnement automatique ou manuel.

LIMITI DI UTILIZZO/USING LIMITS
LÍMITES UTILIZACIÓN/UTILISATION LIMITES

I quadri di controllo per pompe antincendio vengono utilizzati per monitorare, avviare e arrestare le pompe antincendio

Fire pump controllers are used to monitor and to start and stop fire pumps

Los controladores se utilizan para monitorear, arrancar y detener las bombas contra incendios

Les contrôleurs sont utilisés pour surveiller, démarrer et arrêter les pompes à incendie

ALTRI ACCESSORI/OTHER ACCESSORIES/OTROS ACCESSORIOS/AUTRES ACCESSOIRES

Linea di aspirazione e scarico
Suction and discharge line
Tubo de succión y descarga
Ligne d'aspiration et de refoulement

Valvola a saracinesca in ottone
Brass Gate Valve
Válvula latón
Robinet-vanne

Valvola di ritegno in ottone
Brass Check Valve
Válvula antirretorno
Clapet anti-retour

Manometro
Pressure Gauge
Manómetro
Manomètre

Pressostato
Pressure Switch
Interruptor presión
Pressostat

Valvola a saracinesca a gambo libero
OS&Y valve
Válvula OS&Y
Clapet OS&Y

Valvola a saracinesca
Gate Valve
Válvula compuerta
Robinet-vanne

Valvola di ritegno
Check Valve
Válvula antirretorno
Clapet anti-retour

Giunto flessibile
Flexible Joint
Junta flexible
Joint flexible

Batteria
Battery
Batería
Batterie

Serbatoio a pressione
Pressure tank
Tanque presión
Réservoir pression

Giunto
Coupling
Acoplamiento
Couplage

Serbatoio del carburante
Fuel tank
Tanque
Réservoir d'essence

Silenziatore
Muffler
Silenciador
Silencieux

Filtro aria
Air filter
Filtro de aire
Filtre à air

Radiatore
Radiator
Radiador
Radiateur

Solenoide
Solenoid
Solenoide
Solénoïde